



BOAT CASTING, NEW HORIZON

Ultimo

RippleFisher create a new generation of Boat-Casting Game.

Ultimo / Boat Casting

Giant trevally / Kingfish

NEW 86M/B

82ML

83M

710MH

The Ultimo series are the lightest in weight, highly well balanced, possess a light casting feel and armed with outstanding butt power to win over the massive fish.

We focused on its casting ability as the most important aspect which is obviously the key factor when venturing out for a casting game. The choice of carbon material and guide settings were vital and the light yet highly resilient blank possess the power suited for the needs of the recent evolution in the off-shore fishing scene.

There are 3 spinning models of 82ML, 83M and 710MH. All three models are unique from each other, yet all equipped with outstanding performance and can be said to the crown jewel of Ripplefisher for the off-shore boat game.

In 2024, after countless years of testing in the field, we will release the long awaited off-shore bait-casting rod "86M/B".

With this bait-casting setup, anglers will be able to utilize the long-leader system and ultrathick line which is of great advantage when targeting monstrous species. There are many other advantages to using the bait-tackle setup. The lightness of your tackle, the outstanding power of the winding ability of the reel, the ability to use a wide range of lures and last but not least, it is simply fun to cast with. In the ever-evolving boat casting scene, we sought after a rod which will make a difference in the scene. The addition of the 86M/B to the series is exactly this and will open up new opportunities for anglers around the world.

Our mission was to create rods which are lighter, cast farther, are stronger and most efficient when going head-to-head with monstrous species.



Ultimo 2024 LINEUP

SPINNING MODEL X3 / OVERHEAD REEL MODEL X1

2024 NEW Ultimo 86M/B Overhead reel Model

The highly resilient blank was especially designed to cast farther, control and maneuver the rod and easily fight your target with ease. We were also very particular about the length of the rear-grip for smoother casting and the front-grip is assembled with a rubber grip to reduce any slippage. This has helped anglers properly grip the front-grip during the fight and prevent the reel from tilting downwards. The guides are large in diameter to help release the thick and long leader system with ease. With the many advantages as a bait-casting tackle, anglers will be able to consistently cast with ease and capitalize on the strong winding power of the reel. The model will open up new opportunities for anglers around the world and will not only be ideal for experts but also for beginner fishermen.

Ultimo 82ML Spinning Model

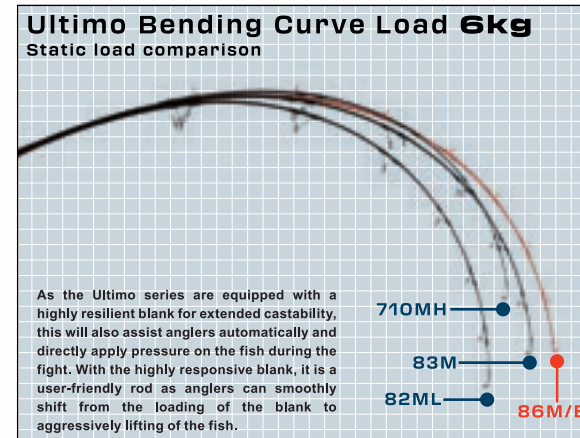
This model is ideal for top water GT and Kingfish game for anglers to utilize diving pencils, as it is equipped with a sensitive flexible tip to reduce handling error of the lure and stiff blank characteristics seen in ML class rods. The blanks followability is extremely high as it will easily bend in as soon as the raging large fish starts running and it is designed to bring out its true strength of the butt with little strain on the angler. The lifting ability of the butt section of the rod will outperform its line-class specifications in highly rugged dangerous areas. Thanks to the medium light class blank design, the light casting feel and highly well balanced rod will assist anglers in the highly strenuous big casting game.

Ultimo 83M Spinning Model

This will be your standard model with a total balance of casting feel, controllability and fighting performance factors required to target GT and Kingfish. Anglers will easily be able to sharply cast out diving pencils and poppers around 240mm while lightly and effectively maneuvering the lure through the manually handling blank. Once the rod is loaded with the weight of the fish, it will bend in nicely and allow anglers to put their weight behind the rod to efficiently lift the fish with the responsive strength of the blank. It is ideal for not only GT but also great for aggressively fighting the large kingfish in shallow areas.


Ultimo 710MH Spinning Model

The sharp and stiff blank will allow anglers to easily handle large diving pencils, jerk up sinking pencils from the depths and efficiently and lightly produce splashes with medium mouthed poppers around 260mm in difficult conditions where the use of a variety of lures is required. The short length light feeling 7.10ft rod is well suited for casting from the stern of large fishing charter boats where there is little space to swing your rod around. The torque of the outstanding butt power will smoothly intensify with the weight transition of the angler enabling you to stop the massive fish and take initiative of the fight. It is a new generation power rod with contradicting characteristics of lightness and medium heavy power class which can easily be utilized by anglers with a smaller build.



ROD DETAIL Please refer to the list on page 58 to check details of rod specifications.

Reel Seat : Spinning Model **DPS20** (Fuji) Overhead reel Model **T-DPS22** (Fuji)
※A=Whole length of grip B=Length from reel foot to end of grip when reel is equipped



2024 NEW
Ultimo 86M/B
OVERHEAD REEL MODEL

Lure / Comfort Weight
60~160g
Line
MAX PE 7
Drag Max
13kg/45°

Price :

Length: 8ft 6in
Closed Length: 1770mm
Weight: 398g

Guide
SIC-S Titanium frame K Guide
+ Ocean Guide(Fuji)

Ultimo 82ML
SPINNING MODEL

Lure / Comfort Weight
70~120g
Line
MAX PE 6
Drag Max
12kg/45°

Price :

Length: 8ft 2in
Closed Length: 1790mm
Weight: 362g

Guide
SIC-S Titanium frame K Guide
+ SIC RV-Guide(Fuji)

Ultimo 83M
SPINNING MODEL

Lure / Comfort Weight
80~140g
Line
MAX PE 7
Drag Max
13kg/45°

Price :

Length: 8ft 3in
Closed Length: 1815mm
Weight: 376g

Guide
SIC-S Titanium frame K Guide
+ SIC RV-Guide(Fuji)





Ultimo 710MH
SPINNING MODEL

Lure / Comfort Weight
80~160g
Line
MAX PE 8
Drag Max
15kg/45°

Price :

Length: 7ft 10in
Closed Length: 1685mm
Weight: 378g

Guide
SIC-S Titanium frame K Guide
+ SIC RV-Guide(Fuji)



OceanVoyager GTXpedition

GTXpedition / GT & Kingfish Boat Casting
Giant Trevally / Kingfish

Ripplefisher's 3 piece pack rod, "GTXpedition" model has been designed to consider the recent traveling limitations, the collapsed length has been set to 887mm for the two PE6 and PE8 class rods. These models are not only suitable for your GT fishing in exotic locations but also trips targeting massive kingfish. By combining these rods with the Aquila EX models, anglers will have a wider range to choose from depending on the sea conditions, lure size and target size.

By reviewing the bending of the new GTXpedition models, we were able to perfect it as a 3 piece rod. With its lightness, outstanding balance, sharpness and appropriate bending curve, you will not believe it to be a multi piece rod.

We hope you can first handedly experience the ever improving technology at Ripplefisher.

GTXpedition 81M

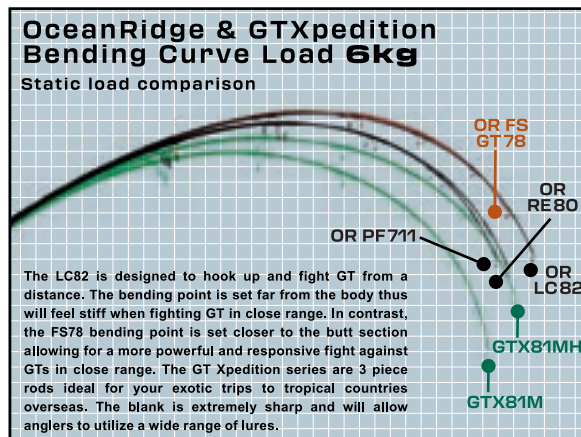
This is a PE6 class multi piece model to target GT and Kingfish domestically or internationally. It is ideal for use with diving pencils and small mouthed poppers. The seamless bending curve pleasantly surprise you as it will not feel like a 3 piece blank. Anglers will be able to cast into strong head winds with its added sharpness and the blank will assist anglers to maintain balance during the fight and efficiently lift the fish. We are proud to present you this rod with the potential to go head to head against 30~40kg class GT while being a PE6 class light and sharp rod.

Angler's Weight : 55kg~(Recommendation)

GTXpedition 81MH

This is a PE8 class multi piece model to target large size GT as its main target domestically or internationally. The sharp and highly resilient blank is ideal for use with large diving pencils and medium size mouthed poppers. You will be able to utilize and sharply maneuver these lures with little effort thanks to the characteristics of the blank. The sharpness of the blank will also reduce the load on the angler when casting all day long. In contrast to the 81M, this model is more muscular and has a sharper blank with instantaneous force enabling anglers to take initiative and have a speedy fight with the monstrous fish. You will be able to load the blank and stop the fish in shallow waters or around rough structures. This is the ultimate travel rod we were able to produce through challenging the limits of a multi piece rod.

Angler's Weight : 65kg~(Recommendation)



<p>OceanVoyager GTXpedition 81M / 3pcs</p> <p>Lure MAX 140g Line MAX PE 6 Drag Max 10kg/45°</p> <p>Price :</p> <p>Length: 8ft 1in Closed Length: 887mm Weight: 380g</p> <p>Guide Ocean Guide(Fuji)</p>	<p>OceanVoyager GTXpedition 81MH / 3pcs</p> <p>Lure MAX 180g Line MAX PE 8 Drag Max 13kg/45°</p> <p>Price :</p> <p>Length: 8ft 1in Closed Length: 887mm Weight: 386g</p> <p>Guide Ocean Guide(Fuji)</p>
--	---

OceanRidge

OceanRidge / GT Boat Casting
Giant Trevally

The OceanRidge series are GT rods especially designed with Ripple Fishers' brand characteristics. The lineup built up for the needs of the expert anglers require manual maneuvering and will bring out the true skills in anglers. These are not your ordinary lineup and will not suit all anglers. But rest assure that these rods will feel like a part of your body once anglers have established their style and skill.

The GT game is becoming tougher and tougher each year and sometimes require the use of supersize lures to induce a bite. Ocean Ridge series including the strongest GT78 is not simply an over powered rod but will become your biggest asset in specific situations and against monstrous GTs.

OceanRidge Reversal GT 80 Nano

This is a model where anglers will be able to experience and feel for the distinct difference in the Nano blank. It is lighter, stronger and more sensitive while having an astounding ability to cast long distances. Anglers will be able to utilize pencil type lures and small/medium mouthed poppers to land those massive GT. The blank has a smooth bend curve with increasing torque as more load is applied on the rod. It is an ideal rod for those who have never experienced our OceanRidge series or those lighter weighing anglers (approx.60kg) who have the skill to smoothly transfer their body weight on the rod during the fight.

Angler's Weight : 65kg~(Recommendation)

OceanRidge LC GT 82 Nano

For those who want to cast farther than any other angler on the boat. This is an ideal rod for use when long casting is required or casting against head winds. It is suited for use with poppers and diving pencil type lures. The Nano material has not only increased its controllability but anglers will also be able to sense the slightest changes in current movement through the blank, line and lure while efficiently and effectively surface the GT. Although it is a long casting model, you will be pleasantly surprised with its lightness and controllability.

Angler's Weight : 70kg~(Recommendation)

OceanRidge PF GT 711 Nano

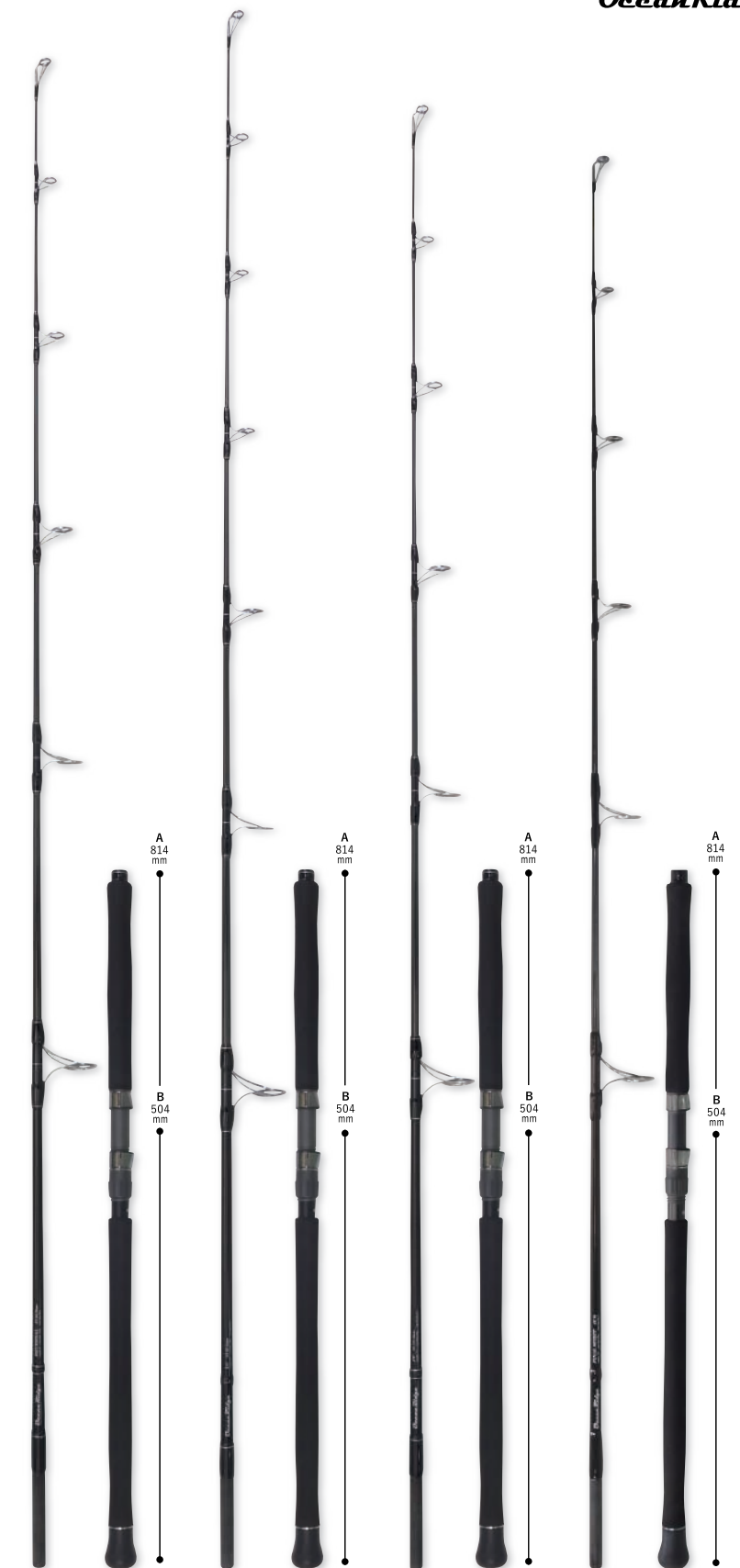
Although this stiff and super sensitive rod may be limited for use by experts, its true potential will be exhibited once anglers with vast knowledge and skills take hold of it. The NANOALLOY® technology developed by Toray has sharpened the blanks capabilities allowing anglers to decipher the subtle changes in current and control the lure at the anglers will. The PowerFight 711 has remarkable lifting power and will surface GT exceeding 50kg simply by loading up the rod and using its repulsive force.

Angler's Weight : 70kg~(Recommendation)

OceanRidge FINAL SPIRIT GT 78

This is the most powerful and toughest GT rod Ripple Fisher has ever developed with stiff characteristics in the tip to belly section for easy use with large mouthed poppers and outstanding lifting power in the butt. The blank is highly responsive and once hardcore anglers put his/her full weight behind it, the repulsive force in the blank will efficiently lift the fish. It is an ideal rod for short popping of large mouthed poppers and controlling massive 300mm class pencil type lures when the GTs are feeding on super large baits. It is not a rod that you want to be using all day long, but a rod that you want to bring out in hairy situations with gushing currents and rugged terrain.

Angler's Weight : 80kg~(Recommendation)



<p>OceanRidge Reversal GT 80 / Nano</p> <p>Lure MAX 170g Line MAX PE 8 Drag Max 14kg/45°</p> <p>Price :</p> <p>Length: 8ft Closed Length: 1737mm Weight: 373g</p> <p>Guide Ocean Guide(Fuji)</p>	<p>OceanRidge LC GT 82 / Nano</p> <p>Lure MAX 190g Line MAX PE 8 Drag Max 14kg/45°</p> <p>Price :</p> <p>Length: 8ft 2in Closed Length: 1796mm Weight: 378g</p> <p>Guide Ocean Guide(Fuji)</p>	<p>OceanRidge PF GT 711 / Nano</p> <p>Lure MAX 210g Line MAX PE 10 Drag Max 15kg/45°</p> <p>Price :</p> <p>Length: 7ft 11in Closed Length: 1682mm Weight: 375g</p> <p>Guide Ocean Guide(Fuji)</p>	<p>OceanRidge FINAL SPIRIT GT 78</p> <p>Lure MAX 270g Line MAX PE 12 Drag Max 17kg/45°</p> <p>Price :</p> <p>Length: 7ft 8in Closed Length: 1645mm Weight: 393g</p> <p>Guide Ocean Guide(Fuji)</p>
--	--	---	--

ROD DETAIL Please refer to the list on page 58 to check details of rod specifications.
Reel Seat : DPS20 (Fuji)
※A=Whole length of grip B=Length from reel foot to end of grip when reel is equipped

Ocean Arrow SELFISH

SELFISH / Jigging Game

Kingfish / Yellowtail / Greater Amberjack

Ripplefisher's jigging rod series, the "SELFISH". There are 3 spinning models and 2 overhead reel models, each developed with their own concepts. 613S, 614S and 597S models are for the vertical jigging game and the 3 models which are specialized in a natural swimming (NS) diagonal jigging. The 2 overhead reel models are categorized as sensitive bait (SEB) models. These models are developed to keep up with the demands from the ever changing jigging scene. To slide the jig, swim the jig, naturally maneuver the jig to induce that "bite". All models have the inherited characteristics of the SELFISH series with the slim, light and sharp feeling able to cut through the current, yet possessing a contradicting powerful butt section.



SELFISH ST / Standard & Specialized

This is a model able to easily control the jigs and quickly switch your jerking patterns from high pitch, one pitch, short to long jerks mainly from boats which are controlled for vertical jigging. It is a highly sensitive model able to transmit the slightest of change even at high speed jerks.

SELFISH 613S Nano

If you wish to jerk and manipulate heavier jigs with as comfortable feeling as when you use 622S, 613S is going to be the one. It transmits slightest changes of current and you will give the action to jig as soon as you want to. We believe that you will be able to find your own tactics and strategies with this SELFISH 613S Nano.

SELFISH 614S Nano

This 614S Nano have been sharpened 622S and 613S to give more not only power and stiffness but also sensitivity and operability. Whole blank bend very well to absorb the impact of blue runner while applying enough pressure on fish. You will be able to keep big yellowtail over 10kg, amberjack or kingfish around 7~8kg under control with 614S Nano.

SELFISH 597S Nano

This 597S Nano designed for vertical jigging to aim large size kingfish and Amberjacks. You will be able to jerk with high pitch in short stroke or jerk in long stroke with sharpness feeling. Yet you will feel kind of stiffness when you jerk, it will bend nicely and absorb the huge impact of great amberjack.

SELFISH NS / Natural Swim

A series especially designed to naturally maneuver the jig by eliminating any unnecessary flicking and jumping of the jig. The versatile multi purpose models are able to induce bites in selective situations, various sea conditions and areas.

SELFISH NS 632

This is a technical model for anglers to utilize small jigs weighing between 80g~130g with PE#2 for those spooked targets or high pressure fields. The light maneuverability and its honed sensitivity will transmit the signal for the bite and allow the angler to efficiently control the jig. Although it is equipped with a quick handling feel, the blank is designed to bend a little when jerking the jig reducing unwanted bouncing and the loss of tension, allowing for a natural action of your jig. Even with the PE#2 class specs, the rod possesses ample butt power not only for local waters but also for trips targeting larger species. The natural action of your lure induced by the light class rod is an ideal selection for the Kingfish suspending in the mid range during the high pressure spring seasons.

SELFISH NS 623

This is a model developed with the focus on its ability to intrigue your target by the natural action of the jig. It is designed to reduce your jig from bouncing about to perform a more natural appeal. While retaining the manual operational feel, anglers will be able to maintain the balance of the jig during its swimming action vital for inducing the bite. The responsive blank will allow anglers to easily switch the jerking pattern from the swimming type jerks using the tip section to those sliding type jerks which use the rebounding of the belly section. You could say that this would be your multi purpose model for local waters, able to smoothly adjust to tough field conditions. The butt section is tenacious and will allow anglers to go head to head with 10kg+ yellowtails (Buri) or 7~8kg Kingfish.

SELFISH NS 614

The NS614 is a technical model designed for fishing in shallow waters between 20~40m in depth, targeting the selective adult kingfish. It is a highly sensitive model, with a flexible tip section while having a stiff belly section to feel for the action of the jig in the water. Anglers will be able to slide and control the jig by efficiently responding to the ever changing sea conditions, and control the thrashing of the monstrous kingfish with the grip-end under your armpits. It is also suitable to under-cast your lure to search a wider area and will respond quickly to those situations where the current is flowing towards you. This piece possesses numerous traits required for jigging in shallow waters.

SELFISH SEB / Sensitive Bait

These are highly responsive overhead reel models able to easily maneuver jigs simply or technically with various jerking methods. Anglers will be able to easily vary the tempo and speed of jerks capitalizing on the advantages of the overhead reel tackle set up.

SELFISH SEB 633

The standard model of the SELFISH Overhead reel series - built up with controllability and sensitivity as the foundation - is equipped with the ability to handle various jerking patterns vital for overhead reel setups and blank settings which support the angler when reeling up a heavy load. By eliminating the wobbling of the blank after the jerk and giving it moderate stiffness, the rod responds well in high-pitch or combination jerks. In addition, anglers are also able to utilize slow tempo jerks which focus on the falling of the jig to induce the bite. Once the blank is loaded, the rods bends over nicely and the resilience will allow the angler to take initiative. This versatile rod is the standard model of the series ideal for vertical or diagonal jigging in your local waters or exotic fishing trips.

SELFISH SEB 624

With the basic characteristics of the SEB633, we have set the bending point farther towards the tip and sharpened its manual maneuverability. The strength of the blank is capable of sharply maneuvering jigs up to 220g. This model is built with highly sensitive characteristics and to easily control the jigs and induce a bite when the angler can feel for a fish in pursuit, change in the layer of current or a subtle bite. The reinforced butt power will control the massive thrashing of the fish running towards artificial fish reefs and rough rock formations while the powerful resilience and reeling by the angler will crank up 10kg class Kingfish.

ROD DETAIL Please refer to the list on page 58 to check details of rod specifications.

Reel Seat : Spinning model 597S **DPS20** others are **DPS18** (Fuji) Bait model **TCS18** (Fuji)
 ※A=Whole length of grip B=Length from reel foot(Trigger) to end of grip when reel is equipped

Model	Category	Lure / Comfort Weight	Line	PE Class	Drag Max	Price
SELFISH 613S Nano	STANDARD MODEL	100~140g	PE 2.5 Class	4kg/45°	Length: 6ft 1in Closed Length: 1840mm Weight: 170g	
SELFISH 614S Nano	STANDARD MODEL	130~170g	PE 3 Class	5kg/45°	Length: 6ft 1in Closed Length: 1860mm Weight: 180g	
SELFISH 597S Nano	SPECIALIZED MODEL	180~240g	PE 5 Class	8kg/45°	Length: 5ft 9in Closed Length: 1756mm Weight: 250g	
SELFISH NS 632	NATURAL SWIM	80~130g	MAX PE 2	3kg/45°	Length: 6ft 3in Closed Length: 1910mm Weight: 126g	
SELFISH NS 623	NATURAL SWIM	100~150g	MAX PE 3	5kg/45°	Length: 6ft 2in Closed Length: 1890mm Weight: 159g	
SELFISH NS 614	NATURAL SWIM	120~180g	MAX PE 4	7kg/45°	Length: 6ft 1in Closed Length: 1865mm Weight: 174g	
SELFISH SEB 633	SENSITIVE BAIT	120~180g	MAX PE 3	5kg/45°	Length: 6ft 3in Closed Length: 1915mm Weight: 182g	
SELFISH SEB 624	SENSITIVE BAIT	140~200g	MAX PE 4	7kg/45°	Length: 6ft 2in Closed Length: 1890mm Weight: 189g	

OceanArrow

OceanArrow / Jigging for Monster
Bluefin Tuna / Yellowfin Tuna / Marlin / Grouper

For jigging, it is not only vital for anglers to have the technique to induce bites but also to be able to fight and efficiently surface the large predatory fish. The new OceanArrow series possess outstanding power and strength to go head-to-head with supersize fish around the world yet easing the load on the angler while fighting the fish.

The 5930 and 6615 are designed to target Bluefin tuna, marlins and super-size groupers around the world. The butt length has been extended for anglers to be able to easily lift the fish and the strong yet tenacious blank will withstand the brunt of the monstrous fish.

With the ever changing environment and the evolution of tackle, we hope you can take hold of the big game jigging with our new OceanArrow series.

OceanArrow 6615 / Spinning Model


This is a two piece grip jointed spinning model designed to jig for large Tuna. Similar to the 5930, it is designed so anglers can high-stick the rod and the longer rod length is set to avoid the line from scraping the hull of the boat resulting in a break-off. Although it is a PE6 class high powered jigging rod, the light feel of the rod will allow anglers to utilize various jerking patterns to induce that bite. The 6615 is a rod that will be useful in various locations around the world and for various species with power to control the thrashing fish, tenacity to continue to apply pressure on the fish and highly well balanced to maneuver the jigs.

Recommended size of tuna: Up to 50 kg

OceanArrow 5930 / Spinning Model

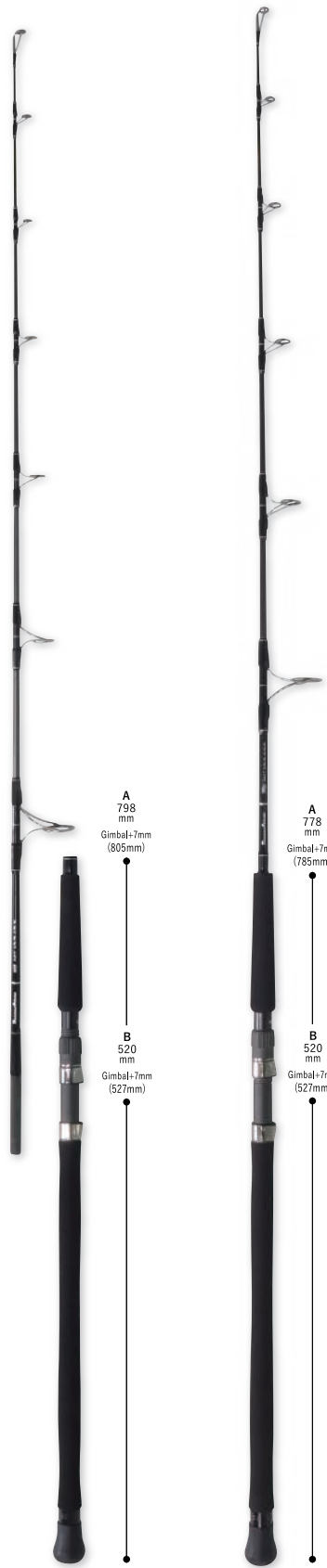
This is a one piece spinning model designed to jig for large size Tuna and Marlins around the world. The short length rod able to be high sticked will be advantageous for the angler at critical times when the fish is directly beneath the boat. The beautiful bending curve of the one piece blank allows anglers to maintain the high stick position which will continuously apply high pressure on the fish while reducing the load on the angler side. It is ideal for slow pitch jerk, one pitch jerk and other jerking patterns focusing on the sinking action of the heavy weight jigs. Anglers can also utilize the fighting belt to jerk or set the grip end under your armpits.

Recommended size of tuna: More than 50 kg



※Both the 5930 and 6615 are set with a gimbal butt end for an easier fight against the tough and heavy monsters at the other end of the line.

ROD DETAIL
Please refer to the list on page 58 to check the details of rod specifications.
Reel Seat : DPS20 (Fuji)
※A=Whole length of grip
B=Length from reel foot to end of grip when reel is equipped



OceanArrow
6615

Lure
JIG MAX 400g
Line
MAX PE 6
Drag Max
12kg/45°

Price :

Length: 6ft 6in
Closed Length: 1275mm
Weight: 362g
Guide
Ocean Guide(Fuji)

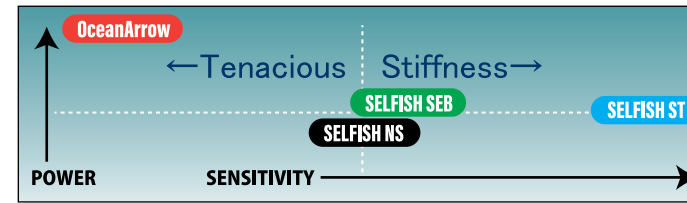
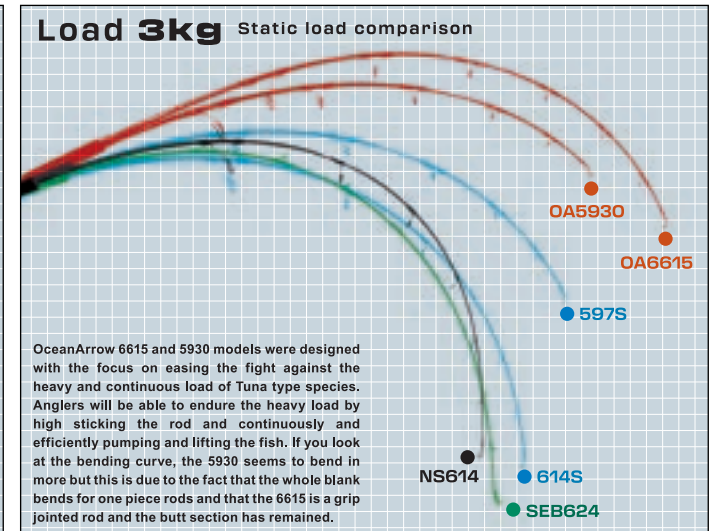
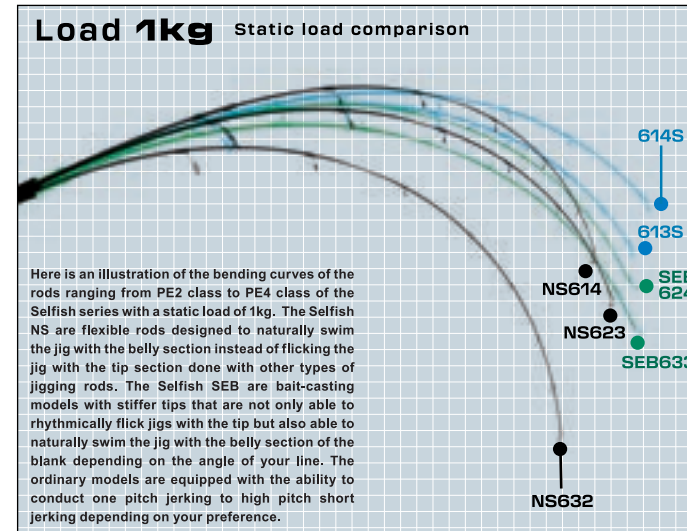
OceanArrow
5930

Lure
JIG MAX 800g
Line
MAX PE 8
Drag Max
15kg/45°

Price :



Length: 5ft 9in
Closed Length: 1175mm
Weight: 382g
Guide
Ocean Guide(Fuji)

SELFISH & OceanArrow Bending Curve



OceanArrow Bending Curve Load 8kg Static load comparison

As for power standards, the 5930 is superior. The image above demonstrates the bending curve with a heavier load and you can see that the bending curve of the 6615 has become more acute. The 5930 is more suited for larger fish and will efficiently and easily lift the fish.



SHORE

SHORE FISHING

SHORE CASTING for MONSTER
MonsterImpact

BLACK FIN SEABASS

Avarice

ROCKY SHORE CASTING

RunnerExceed

SEABASS and MORE

SilverStream

LIGHT GAME

RealCrescent



MonsterImpact goes beyond limits.



110HH and 110BHH are back.



MonsterImpact

MonsterImpact / Shore Casting for Monster Blackfin-Seabass / BlueRunner / Red Eye / Seabass

The Monster Impact series are special models to target various species varying from Blackfin seabass, Akame (Japanese Barramundi), seabass and medium size Blue-runners.

The concept was to create rods that would "exceed your limits". The spinning and bait-casting models of the 110HH were the most representative of the series capable of targeting Blackfin seabass and Blue-runners ranging from 5~10kg.

In 2024, we will release the newly engineered 110HH built up of new material.

With conditions continuously changing when fishing of the rocks, it is absolutely imperative to be able to adapt to the surrounding conditions. The rod was designed from the ground up with the ability to not only go head-to-head with the large species but also have the controllability to technically maneuver and control your lure.

In addition to the highly versatile characteristics of the spinning 110HH and bait-casting model of the 110BHH, their outstanding castability will allow anglers to accurately hit their target when casting, giving anglers great advantages in the most difficult of conditions.

The flexible belly section will enable anglers to easily control top water lures and the powerful butt section will help prevent bust-offs nearing the end of the fight off the rocks, allowing for a smooth landing of the fish.

We are confident to present to the world, Ripplefisher's pride and joy, the new 110HH and 110BHH which will pave a new era as the pillar for the Monster Impact series.

In addition to these two models, we also have the 101HH to target Blackfin seabass and Blue-runners, the 113HH/4pcs which is highly portable, and the 90H/91BH for monstrous seabass and Akame (Japanese Barramundi). We hope you can experience first handedly RippleFishers new era in the power-rod scene.

2024 NEW MonsterImpact 110HH Spinning Model

The new Monster Impact 110HH is built up with new material and engineering technology with a flexible yet sharp blank feel. This has helped enhance the casting and control of lures while the sensitivity will transmit the vital information under the water. With its length and castability, it is an ideal rod for use when fishing off elevated large rocks and a stretch of shallow rocky grounds. It can not only cast small 9cm class minnows but also larger diving pencils for your Blue-runners. The flexible belly section will follow through once loaded and smoothly transfer to the highly resilient butt section to easily surface monstrous Blackfin seabass and medium size Blue-runners. We are confident that anglers will be able to enjoy the high performance and total balance of Ripplefishers state of the art technology through the newly redesigned Monster Impact 110HH.

2024 NEW MonsterImpact 110BHH Overhead reel Model

In highly strong headwinds and side winds, this highly responsive and powerful bait-casting model will help anglers seek a different approach compared to the spinning model. Its absolute casting technology will allow anglers to cast pinpoint accuracy in the tightest spots and anglers will not miss the split-second timing between large sets in the heavy seas. Its fighting response and butt power will enable for a powerful fight against medium size blue runners nearing the rocks. This model will be advantageous in the roughest of conditions and will allow anglers the ability to venture out to locations never set foot in before.



2024 NEW
MonsterImpact
110HH

SPINNING MODEL
Lure
15~60g
Line
MAX PE 3

Price :

Length: 11ft
Closed Length: 1720mm
Weight: 277g
Guide
SIC-S Titanium frame
K Guide(Fuji)

2024 NEW
MonsterImpact
110BHH

OVERHEAD REEL MODEL
Lure
15~70g
Line
MAX PE 3

Price :

Length: 11ft
Closed Length: 1720mm
Weight: 277g
Guide
SIC-S Titanium frame
K Guide(Fuji)

ROD DETAIL Please refer to the list on page 58 to check the details of rod specifications.

Reel Seat : Spinning Model M190H **DPS18** / other are **DPS20**
Overhead reel Model M191BH **TCS18** (Fuji)

※A=Whole length of grip B=Length from reel foot to end of grip when reel is equipped



MonsterImpact
90H

SPINNING MODEL
Lure
18~70g
Line
MAX PE 3

Price :

Length: 9ft
Closed Length: 1410mm
Weight: 193g
Guide
SIC-S Titanium frame K Guide
+ RV Guide(Fuji)

MonsterImpact
91BH

OVERHEAD REEL MODEL
Lure
20~130g
Line
MAX PE 5

Price :

Length: 9ft 1in
Closed Length: 1428mm
Weight: 212g
Guide
SIC-S Titanium frame
K Guide(Fuji)

MonsterImpact
101HH / Nano

SPINNING MODEL
Lure
MAX 60g
Line
MAX PE 3

Price :

Length: 10ft 1in
Closed Length: 1585mm
Weight: 270g
Guide
SIC-S Titanium frame
K Guide(Fuji)

MonsterImpact
113HH / 4pcs

SPINNING MODEL
Lure
MAX 70g
Line
MAX PE 3

Price :

Length: 11ft 3in
Closed Length: 900mm
Weight: 320g
Guide
SIC-S Titanium frame
K Guide(Fuji)

MonsterImpact 90H Spinning Model

This is a specially tuned seabass model to easily cast through with big-baits (70g) and even small minnows from 20g. The butt section has been enhanced to easily stop lunker size seabass and Red-Eye (Japanese barramundi) that are feeding on large bait-fish (Sardines, gizzard shad, and mullets). We aimed to produce a rod where anglers will be able to enjoy casting large plugs a great distance. We present this ultimate spinning rod for the ultimate spinning anglers.

MonsterImpact 91BH Overhead reel Model

The blank of the 91BH has been shaped for accurate casting and controlling of big bait plugs up to 130g. Although it is a power class model, the sensitive blank will transmit the minor existence of 20g class minnows and will allow easy control. It basically has the same concept as the 90H spinning model but has a greater range of lure usage and allows anglers to utilize thicker and longer leader systems advantageous in overhead reel tackle settings. The direct controllability of the lures and consistent casting accuracy will surely help you further enjoy your big-bait game.

MonsterImpact 101HH Nano Spinning Model

101HH is designed to target both the black-fin and blue runners but this 101HH is set more towards the blue-runners. In other words, it is for anglers who are targeting blue-runners and might want to also cast out a few small lures for the black-fin. The short length 10ft 1inch and its short grip has been set for use around flat rock formations, to increase the casting accuracy and balance. Although it is a rod for the black-fin, it can also be used for situations where the bait-fish are extremely small when targeting the blue-runners with smaller lures.

MonsterImpact 113HH / 4pcs Spinning Model

The 113HH is a powerful pack-rod which allows easier access to your fishing grounds to target Blackfin seabass and Blue-runners. The short 90cm separate length can be stowed in your backpack and freeing both hands of any rods will help anglers safely reach some of the more remote and dangerous land-based fishing grounds. It is a versatile rod able to handle small minnows to medium size diving pencils with a seamless bending curve rarely seen in any 4 piece rod. The rod possesses contradicting qualities of both powers in the butt section to stop the run of monstrous fish and flexibility in the belly section to avoid any hook offs. While being highly resilient this regular tapered blank will show its true potential in the most critical time. The MonsterImpact 113HH/4pcs rod comes with its own special rod bag and a useful neoprene rod bag for your fishing trips. The rod also fits nicely onto the RippleFisher waterproof backpack.





MonsterImpact 110HH



MonsterImpact 110HH



Avarice

Avarice / Blackfin-Seabass Game Blackfin-Seabass

The Black-fin seabass game is conducted under harsh environmental conditions with strong head winds, heavy swells, complicated currents and uneven footing. The anglers have little advantage in these unforgiving conditions and the only way to overcome these factors are experience and the ability to analyze and make an efficient/good judgment in a given situation. We have added the sharpness by employing the Nano blank while fine tuning the standard capabilities as a black-fin seabass rod. Anglers will cut through the strong headwinds and sew through the complicated currents. The highly sensitive blank will allow anglers to notice the subtle changes in current and flow to inform you of bite spots.

Avarice 103M Nano

This 103 length is light, easy to handle and is efficient when fishing from low rock formations or bolder rocks for the black-fin seabass or the normal seabass off the rocks and fishing from the surf for flounders. Although it is short in length, the blank will bend nicely to withhold the fish.

Avarice 110M Nano

It possesses highly sensitive characteristics required to transmit the short bite of the blankfin seabass, while the flexible blank bends-in to reduce hook-offs due to straightening of fragile hooks. The blank which possess the contradicting characteristics of flexibility and sharpness, allows anglers to sharply cast lures ranging from 10cm to those larger 40g lures. This new standard rod is not only suitable for monster class blackfin seabass, but also 5kg class blue runners and snappers off the rocks.

Avarice 106MH Nano

It possesses a stronger butt section compared to the 103M and with its refined taper design, it maintains the easy handling of the rod while improving its castability. You will be able to first handedly experience how the carbon material has evolved from this 10ft 6inch blank packed with castability, loading power and controllability of the fish.

Avarice 110H Nano

This is an almighty rod with its ideal length and power settings for use anywhere, anytime. It is capable of cutting through strong headwinds, while having the ability to cast small lures to pinpoint accuracy and not to mention its overwhelming butt power. The Nano blank characteristics can be noticed in the contradicting nature of its sharpness when casting and its ability to bend nicely once it is loaded.

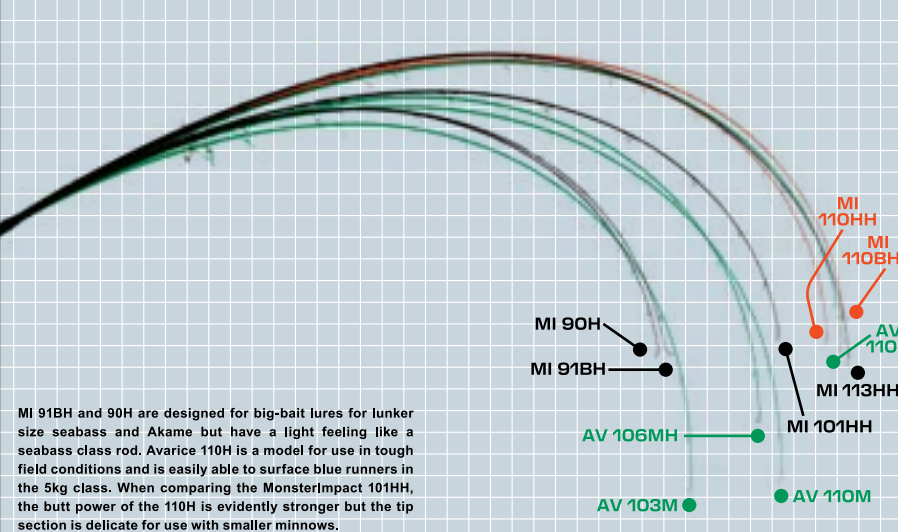


Avarice 103M / Nano	Avarice 110M / Nano	Avarice 106MH / Nano	Avarice 110H / Nano
Lure MAX 40g	Lure MAX 40g	Lure MAX 50g	Lure MAX 60g
Line MAX PE 1.5	Line MAX PE 2	Line MAX PE 2	Line MAX PE 2.5
Price :	Price :	Price :	Price :
Length: 10ft 3in Closed Length: 1600mm Weight: 198g	Length: 11ft Closed Length: 1726mm Weight: 213g	Length: 10ft 6in Closed Length: 1640mm Weight: 213g	Length: 11ft Closed Length: 1730mm Weight: 253g
Guide SiC-S Titanium frame K Guide (Fuji)	Guide SiC-S Titanium frame K Guide (Fuji)	Guide SiC-S Titanium frame K Guide (Fuji)	Guide SiC-S Titanium frame K Guide (Fuji)




MonsterImpact 110BHH

MonsterImpact & Avarice Bending Curve Load 2kg Static load comparison



MI 91BH and 90H are designed for big-bait lures for lunger size seabass and Akame but have a light feeling like a seabass class rod. Avarice 110H is a model for use in tough field conditions and is easily able to surface blue runners in the 5kg class. When comparing the MonsterImpact 101HH, the butt power of the 110H is evidently stronger but the tip section is delicate for use with smaller minnows.

Shore Casting Models, Characteristic distribution table



ROD DETAIL Please refer to the list on page 58 to check the details of rod specifications.

Reel Seat : Spinning Model AV103M · AV110M DPS18 / other are DPS20
※A=Whole length of grip B=Length from reel foot to end of grip when reel is equipped