

JUST ARMED WITH RIPPLEFISHER



Ultimo
Aquila

BIG TUNA

OceanRidge

GTXpedition

SELFISH

OceanArrow

Runner Exceed

FINAL STAND UP

MonsterImpact

Avarice

SilverStream

RealCrescent

Ripple Fisher

Like no other

<https://ripplefisher.com/>




Dealer

RIPPLE FISHER

FOR PROFESSIONAL ANGLERS

2023



Hand Craft
Ripple Fisher

HANDCRAFTED IN JAPAN / SINCE 1997

English version

CUTTING EDGE CREATION

Hand Craft
Ripple Fisher

RIPPLEFISHER

2023

Contents

Boat Casting

P 8 Ultimo / *2023 New Series*

P14 Aquila

P19 BIG TUNA

P22 OceanRidge & GTXpedition

Jigging

P25 SELFISH

P29 OceanArrow

Rocky Shore Casting

P32 RunnerExceed / *New Model*

P40 MonsterImpact & Avarice

Shore Casting / River & Surf

P42 SilverStream

Light Game

P46 RealCrescent

Others

P49 Gear & Goods

P54 Custom Color Option

P58 All Lineup Details

P59 Repair Service & About Us



LIKE NO OTHER

“LIKE NO OTHER”

The words “Like no other” and “One and only” are simple words, but for us craftsmen at Ripplefisher, these words are paramount and they are our guiding principles.

There are countless categories of fishing rods on the world market today depending on what you are targeting or how you approach your targets. Although fishing rods are industrial products built up of Carbon material, they are not created with a simple push of a button. The end product will be determined depending on the equipment in the factory and skills and precision of the craftsmen.

At Ripplefisher, we proudly produce our rods in our in-house manufacturing facility in Japan to strive for greater heights. However, in order to attract users from around the globe, it is imperative for us to produce rods which are unique to Ripplefisher.

So what is unique to Ripplefisher? Well, to put it simply, we strive to create fishing gear that will forever evolve and challenge the limits.

The forming technology and design technology of our carbon blanks at Ripplefisher are continuously evolving through the utilization of new emerging carbon material and our design engineering.

We ask ourselves on a daily basis, whether our already high standard products can further evolve. Can we reach new heights by creating rods from a different angle? Unless we do so, we will be left behind by the ever evolving fishing industry and techniques of fishermen around the world.

The Ultimo series for the boat casting game will be rebuilt in 2023. The product mirrors those needs in the field where anglers are required to cast farther with the least amount of effort.

In addition, we have also added the short 83HH rod in the RunnerExceed FINAL-STAND-UP series for anglers to challenge their limits against the monstrous blue-runners off the rocks. We will continue to strive forward to further the evolution of rods which only Ripplefisher can produce.

We hope that anglers will recognize the efforts we put into our rods to create the “one and only”.

Hand Craft
Ripple Fisher

HANDCRAFTED IN JAPAN / SINCE 1997

Exceed the Limit

BOAT CASTING

2023 New Series

Ultimo

for Kingfish and GT

Aquila

for Kingfish and more

BIG TUNA

for Tuna

OceanRidge

for GT

GTXpedition

for GT

JIGGING

SELFISH

for Bluerunner and more

OceanArrow

for Tuna and Marlin, Grouper

NEW HORIZON

NEW ULTIMO



2023 REBORN

RippleFisher create a new generation of Boat-Casting Game.

Ultimo

Ultimo / Boat Casting

Giant trevally / Kingfish

The Ultimo series will be reborn in 2023 as the most advanced boat casting rod series. The boat casting game scene is evolving and changing on a daily basis and in order to meet the needs of the anglers in the field, we have broadened the lineup of rods for more specialized situations. For the new series, we have focused our attention on the standard performances of these rods. The core values are simply to be light and have outstanding casting distance.

The new models to be released in 2023 for the Ultimo series include the 82ML, 83M and 710MH. We have given each model unique characteristics and absolute performance to reach the pinnacle of boat casting rods for Ripplefisher. Compared to the old models which were specifically to target GT, the new Ultimo series are designed for both GT and Kingfish. The rods are highly well balanced, light, able to cast well and equipped with outstanding butt power to overcome the powerful thrashing of the monstrous fish.

We hope you can first handedly experience the evolution of our new Ultimo series and be ahead of the game in the ever changing boat casting game scene.

Ultimo 82ML

This model is ideal for top water GT and Kingfish game for anglers to utilize diving pencils, as it is equipped with a sensitive flexible tip to reduce handling error of the lure and stiff blank characteristics seen in ML class rods. The blank followability is extremely high as it will easily bend in as soon as the raging large fish starts running and it is designed to bring out its true strength of the butt with little strain on the angler.

The lifting ability of the butt section of the rod will outperform its line-class specifications in highly rugged dangerous areas.

Thanks to the medium light class blank design, the light casting feel and highly well balanced rod will assist anglers in the highly strenuous big casting game.

Lure **Comfort weight 70~120g** Line MAX **PE 6**

Drag Max **12kg/45°**

Price :

Length: 8ft 2in Closed Length: 1790mm Proto Weight: 358g

Guide SIC-S Titanium frame K Guide + SIC RV-Guide(Fuji)



Ultimo 83M

This will be your standard model with a total balance of casting feel, controllability and fighting performance factors required to target GT and Kingfish. Anglers will easily be able to sharply cast out diving pencils and poppers around 240mm while lightly and effectively maneuvering the lure through the manually handling blank. Once the rod is loaded with the weight of the fish, it will bend in nicely and allow anglers to put their weight behind the rod to efficiently lift the fish with the responsive strength of the blank. It is ideal for not only GT but also great for aggressively fighting the large kingfish in shallow areas.

Lure **Comfort weight 80~140g** Line MAX **PE 7**

Drag Max **13kg/45°**

Price :

Length: 8ft 3in Closed Length: 1815mm Proto Weight: 378g

Guide SIC-S Titanium frame K Guide + SIC RV-Guide(Fuji)



A
794
mm

B
594
mm

A
794
mm

B
594
mm



Ultimo

ROD DETAIL Please refer to the list on page 58 to check details of rod specifications.

Reel Seat : DPS20 (Fuji)

※A=Whole length of grip B=Length from reel foot to end of grip when reel is equipped

BLANK DESIGN



MODEL NAME PRINT



GUIDE / RV Guide(Fuji)



REEL SEAT TITANIUM RING / Laser engraving



GRIP END / Special specification + Rubber Cap with Anti-Stuck ring



Ultimo 710MH

The sharp and stiff blank will allow anglers to easily handle large diving pencils, jerk up sinking pencils from the depths and efficiently and lightly produce splashes with medium mouthed poppers around 260mm in difficult conditions where the use of a variety of lures is required. The short length light feeling 7.10ft rod is well suited for casting from the stern of large fishing charter boats where there is little space to swing your rod around. The torque of the outstanding butt power will smoothly intensify with the weight transition of the angler enabling you to stop the massive fish and take initiative of the fight. It is a new generation power rod with contradicting characteristics of lightness and medium heavy power class which can easily be utilized by anglers with a smaller build.

Lure **Comfort weight 80~160g** Line MAX **PE 8**

Drag Max **15kg/45°**

Price :

Length: 7ft 10in Closed Length: 1685mm Proto Weight: 376g

Guide SIC-S Titanium frame K Guide + SIC RV-Guide(Fuji)



Ultimo DETAILS

The spirit of the new Ultimo lies in the distinguished casting distance the blank produces. It is the flagship model of Ripplefishers boat casting game rods with carefully selected guide settings, coloring and components.

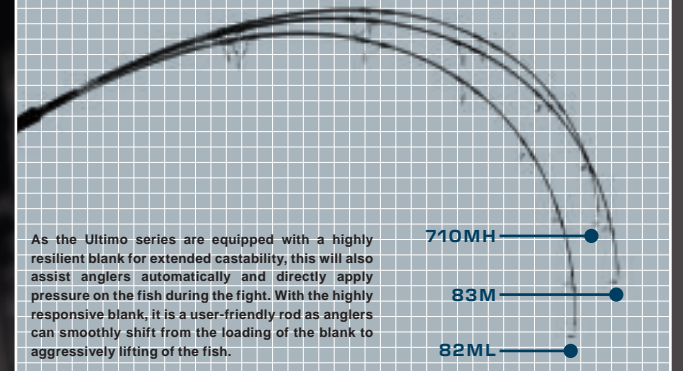
- The logo for the Ultimo is metallic silver and the model name is in matt color under the butt guide.

- For all models, we have utilized SiC-S titanium frame K+SiC-RV guides for optimal excretion of the line.

- Titanium ring attached under the reel-seat with model name engraved.

- By inserting a resinous ring in the grip end rubber cap, it will drastically reduce the grip end being stuck in the gimble belt (fighting belt) during the fight, allowing for a smooth fight to landing of the fish.

Ultimo Load 6kg Static load comparison



As the Ultimo series are equipped with a highly resilient blank for extended castability, this will also assist anglers automatically and directly apply pressure on the fish during the fight. With the highly responsive blank, it is a user-friendly rod as anglers can smoothly shift from the loading of the blank to aggressively lifting of the fish.

Precautions for comparing bending curves

※The bending curves presented in the diagram are all set with a reel while loading the blank with a static load. Please note that this diagram does not indicate the repulsive force of the rod. Also, the bending curve of the rod does not fully exhibit the rods characteristics. For a more comprehensive understanding of the rods true characteristics, please take into consideration the bending curve, rod specification and comparison of characteristics. The load on the body will feel different for each individual bending the rod. The Static load comparison is simply a reference.



Aquila

Aquila / Boat Casting
Kingfish / Yellowtail / Yellowfin Tuna

We have various models to the Aquila series, which have already been popular for the boat casting game.

In recent years, the Kingfish and tuna games have become more subdivided.

In our lineup are 10 models. We have categorized them into four different series, ST, MLT, MST and EX. The ST series are the most standard models, which are well balanced and fine honed to cater for various situations and various targets.

The MLT series have a combination of a flexible tip section and a stiff butt section to go after massive fish with light line. The MST series are the already popular models to go after monstrous Kingfish with sheer power and strength. The EX series are 3 piece pack rods for anglers traveling around the world.

The Aquila series are rods built to defy the boundaries of fishing. It was our quest to seek lifting power, easy handling of lures, outstanding castability and last but not least, the ability to parry the angry fish.

We don't simply make rods with "power", we make rods with "strength".



Aquila ST

The Aquila ST series are models which have had all the standard yet important factors for the casting game fused together at a high dimension. Specifically, the standard performances of casting, lure maneuverability, hooking up the fish and fighting. They have a sharp feeling and once the rods are loaded with the fish, the bending curve will gradually transfer towards the angler, allowing for a steady fight utilizing the butt power to maintain the initiative of the fight. We have prepared 3 power classes of PE #3, #4 and #6 to cater for various species and situations.

Aquila ST 78-3

The shorter rod length is designed for easy handling and casting for use on small - medium size boats. The tip section has sufficient stiffness, yet allows anglers to cast smaller size top water plugs to maneuver on the surface. It is an ideal rod for targeting bonitos, yellowtails and Kingfish, which require subtle lure control with light line. For those who own boats, you can target various species with this single versatile short length rod.

Aquila ST 80-4

This medium powered rod is your PE4 class casting rod for your local waters. Once loaded, the rod bends smoothly towards the butt section, creating a beautiful arc. Although it has a sharp feeling, the slow-tapered rod is designed to bend towards the butt section to absorb the thrashing run and enable a stable fight against 10kg class Kingfish.

Aquila ST 85-6

This ST85-6 have enough sharpness on blanks to deliver small lure like a bullet. Especially when you have to cast into boil of kingfish or tuna in head wind, you won't lose accuracy and you can deliver lure where you have wished to. It has been designed to be worked as like your arms on manipulating and provide you a stability on fighting.

Aquila EX

The Aquila EX series are the ultimate 3-piece expedition pack rod without compromises. Today, anglers are flying around the world to target their dream species and the farther you go, the more limitations there are regarding your luggage. Through countless trial and error, the Aquila EX series have now come to shape and ready to travel with you wherever you go. We have prepared a PE3 and PE6 class models for use with a vast range of lures with a super sharp feel to it. Although they are 3 piece models, it possesses a sharp feel to it and anglers will be able to bend and load the butt section of the rod to stop the monstrous targets. We are confident that these models will help you catch those rare species at the most remote areas around the world.

Aquila EX 79-3

The EX79-3 was designed with its sights on targets like the Cubera snapper, Roosterfish from Latin America and other exotic species that inhabit the various Amazon ponds in Asia. As you are limited with your tackle options when traveling the world, we have created this versatile rod for use with a vast range of lures from the large jig heads, poppers and diving pencils. The rod can be characterized as being a little stiffer compared to the ordinary grip joint rods, but it is a highly responsive rod also ideal for use in the casting game targeting the bonitos and yellowtails from smaller boats.

Aquila EX 83-6

The EX83-6 is a model ideal as a light tackle rod for the GT game or Kingfish game. Through the countless testing phases, we were able to come up with a "flexible" tip section which is extremely rare for pack-rods, enabling anglers to easily control the subtle action of middle size diving pencils. During the field-testing, the butt section was able to stop the run of the GT in shallow waters of 6m, while the rest of the rod bending and absorbing the power of the angry GT. The rod has proven itself that it can be one of your trusted main weapons for your exotic expeditions around the world.

ROD DETAIL Please refer to the list on page 58 to check details of rod specifications.

Reel Seat : ST78-3 · EX79-3 **DPS18** / Others are **DPS20** (Fuji)
※A=Whole length of grip B=Length from reel foot to end of grip when reel is equipped



Aquila ST 78-3	Aquila ST 80-4	Aquila ST 85-6	Aquila EX 79-3 3pcs-Pack Rod	Aquila EX 83-6 3pcs-Pack Rod
Lure / Comfort Weight 30~50g	Lure / Comfort Weight 40~80g	Lure / Comfort Weight 40~110g	Lure / Comfort Weight 40~60g	Lure / Comfort Weight 60~120g
Line MAX PE 3	Line MAX PE 4	Line MAX PE 6	Line MAX PE 3	Line MAX PE 6
Drag Max 5kg/45°	Drag Max 7kg/45°	Drag Max 12kg/45°	Drag Max 5kg/45°	Drag Max 10kg/45°
Price :	Price :	Price :	Price :	Price :
Length: 7ft 6in Closed Length: 1780mm Weight: 224g	Length: 8ft Closed Length: 1782mm Weight: 300g	Length: 8ft 5in Closed Length: 1925mm Weight: 338g	Length: 7ft 9in Closed Length: 847mm Weight: 263g	Length: 8ft 3in Closed Length: 905mm Weight: 353g
Guide SIC-S Titanium frame K Guide(Fuji)	Guide SIC-S Titanium frame K Guide + SIC Ocean Guide(Fuji)	Guide SIC-S Titanium frame K Guide + SIC Ocean Guide(Fuji)	Guide SIC-S Titanium frame K Guide(Fuji)	Guide SIC-S Titanium frame K Guide + SIC Ocean Guide(Fuji)



Aquila MST

The Aquila MST series have been designed for those anglers with their sights on monstrous Kingies. The main purpose of these rods are to enable anglers to go head to head with super size fish with the use of strong PE7~8 class line and large lures for situations when the targets are feeding on large bait fish like, dorados, needle fish, flying fish etc. These rods are not just a stiff stick with power. On the contrary, in order to deal with sudden dives of the Kingfish, they have been designed with the bending point to transfer towards the angler as more load is applied to the blank. It is a user-friendly rod for any angler to use as you can load your weight on the rod by bending your knees during the fight. ※The + symbol next to the power class indicates that the power and tenacity has been added to the usual power class.

Aquila MST 85-7+

This is a model for anglers targeting super size Kingfish with the use of 40g-120g lures. Although it is categorized as a power model, the lightness of the rod will allow anglers to cast all day long and freely pursue the lightning speed Kingfish. As the bending point transfers towards the angler once hooked up, anglers will be able to conduct a steady fight by countering your body weight against the fish by lowering your hips and loading the rod even when you're almost against the bow railing. Furthermore, the length of the rod will also assist you when conducting long casts towards feeding tuna.

Aquila MST 711-8+

This model is especially designed for anglers who face the dorado pattern, requiring them to utilize large lures up to 180g for the super size Kingfish. It is also ideal for those anglers who like to go head to head with powerful fish in shallow areas. The underlying power of the rod also allows you to utilize this rod for the GT game. Compared to the ordinary GT rods, this rod will bend over more naturally, which is ideal for smaller/shorter and even female anglers.

Aquila MST 82-9+

In the ever evolving Kingfish game, the need to use large lures has increased with the target feeding on large size bait-fish. The MST82-9+ was designed to enable anglers to fully-cast lures exceeding 240mm while easily controlling and maneuvering these mammoth lures. Furthermore, the Aquila MST series are especially designed to tenaciously bend-in while demonstrating outstanding lifting power when fighting against monstrous Kings in rough terrain and gushing currents. Although we have designed the rod with easy utility, it is the strongest of the series and one will require ample body strength and experience to maximize its true potential. Having said that, we are confident that this rod will help anglers in the toughest of conditions, against the biggest of fish while using these large lures. We present this rod for those who are seeking monster-class Kings around the world.



Aquila MLT

The Aquila MLT series were developed for situations where your targets are feeding on super small baitfish (white bait) and require anglers to utilize lighter tackle or for situations where the fish are highly sensitive towards fishing vessels and require anglers to cast long distances. You can say that we had to fuse together contradicting features of casting and controlling light lures while possessing the power for large species and maintaining the initiative of massive fish during the fight. It is a new generation of rods designed to catch large species with light tackle, requiring anglers to maximize the strength of the line. This line-up of rods compliments the compilation of models produced for our off-shore series.


※The 2/4 notation on the rod means the tip section is a PE2 class while the butt section is PE4 max. (3/6 means the tip is a PE3 class while the butt is a PE6 class)

Aquila MLT 82-2/4

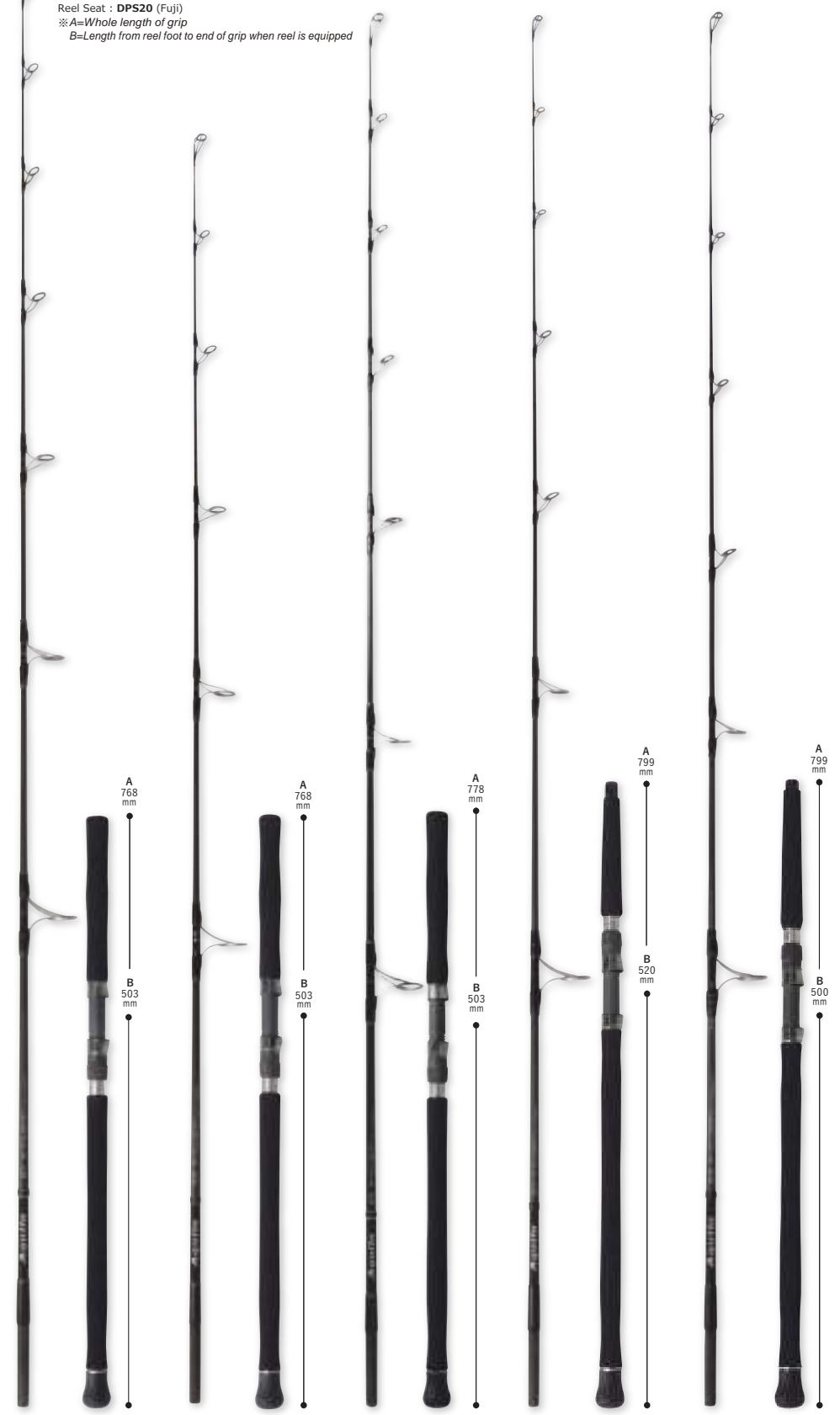
The MLT82-2/4 has a tip section of a PE2 class, enabling anglers to accurately cast and control small - super small lures. It is an ideal model to overcome the challenging game where the white-bait are on the targets main menu. With its outstanding casting ability and controllability of the small lures, anglers will be able to reach great distances when casting and won't spook the fish from the presence of the boat. Although the tip section is light, the PE4 class butt section will enable anglers to maintain the initiative during the fight and lift the fish efficiently. Its versatility will allow anglers to target and land various species from the blue-runners, bonitos, dorados, and tuna. We hope this rod will assist those anglers who have been itching to cast smaller lures, farther, wider and with lighter line to catch your dream fish.

Aquila MLT 82-3/6


This is a model with increased power to PE6 class compared to the MLT82-2/4, but for use with small lures and light line. The tip section has the flexibility of a PE3 while the butt section possessing the power of a PE6. When comparing to the ordinary PE6 class rod, anglers will be able to swing through with less effort while increasing the accuracy and casting distance. The blank will bend over nicely once loaded yet possessing the underlying power to stop the monstrous fish. During the testing of this model, we were able to catch a 47kg yellowfin tuna in less than 10 minutes with a PE4 line. With the contradicting features of power (for lifting the fish) and flexibility (for casting and controlling smaller lures), you could say that this rod is at the pinnacle of Ripple Fishers' rod making technology.



ROD DETAIL Please refer to the list on page 58 to check details of rod specifications.




Aquila MST 85-7+	Aquila MST 711-8+	Aquila MST 82-9+	Aquila MLT 82-2/4	Aquila MLT 82-3/6
Lure / Comfort Weight 40~120g	Lure / Comfort Weight 80~180g	Lure / Comfort Weight 80~220g	Lure / Comfort Weight 30~70g	Lure / Comfort Weight 40~90g
Line MAX PE 7	Line MAX PE 8	Line MAX PE 9	Line PE 2~4	Line PE 3~6
Drag Max 14kg/45°	Drag Max 16kg/45°	Drag Max 17kg/45°	Drag Max 7kg/45°	Drag Max 10kg/45°
Price :	Price :	Price :	Price :	Price :
Length: 8ft 5in Closed Length: 1897mm Weight: 382g	Length: 7ft 11in Closed Length: 1815mm Weight: 369g	Length: 8ft 2in Closed Length: 1815mm Weight: 400g	Length: 8ft 2in Closed Length: 1782mm Weight: 341g	Length: 8ft 2in Closed Length: 1785mm Weight: 348g
Guide SIC-S Titanium frame K Guide + SIC Ocean Guide(Fuji)	Guide SIC-S Titanium frame K Guide + SIC Ocean Guide(Fuji)	Guide SIC-S Titanium frame K Guide + SIC Ocean Guide(Fuji)	Guide SIC-S Titanium frame K Guide + SIC Ocean Guide(Fuji)	Guide SIC-S Titanium frame K Guide + SIC Ocean Guide(Fuji)




Short Handle / Option Parts Aquila MLT UnderCast Handle

For the Aquila MLT series, we have prepared a specially designed short handle for those anglers who need to utilize under-arm casting when boarding large charter boats. The total length of the rod is approximately 7ft 10inches with the short handle. The short handle is sold separately and does not come with the rod.





AQ MST 82-9+



Aquila

AQ MST82-9+



AQ MST 711-8+



AQ MST 82-9+



AQ MST 82-9+



OceanRidge
BIG TUNA

BIG TUNA / Tuna Boat Casting
Bluefin Tuna / Yellowfin Tuna

We have prepared a vast lineup to suit various situations in various locations for various size tuna in our BIGTUNA series. Each model is developed based on season, location, current, baitfish, size of target tuna in addition to anglers size/strength and style of fishing. BIGTUNA series are go against the ultimate target, we have models to “aggressively surface” the fish or “dodge” the attack of the fish. These models can be separated into the “aggressively surface” 83, 85, 710 and 73 models and to the “dodge” the thrashing of the fish for 85F, 87AS and 76 models. The vast lineup of models will cater for anglers of all ages and sizes. We hope you take a close look and analyze yourself, your fishing style, target size and area to choose the right rod for you.

The BIGTUNA series are rods that will support your Tuna casting game in Japan or internationally with characteristics and performances able to overcome the grueling fight against the tuna.

※Although the 76 is considered to be in the “dodge” the attack of the fish category, as it is a model to target the supersize tuna, the power the rod is similar to the “aggressively surface” models depending on your strength and build.

BIG TUNA 85F JAPAN Special / Light Class

This is a model capable of being high sticked while also being able to cast small lures a great distance. Anglers will be able to utilize lures ranging from 18g-120g and line ranging from PE3-6. We have given this rod a wide range to deal with the high pressure from anglers as well as to induce bites when the Tuna are feeding on small baits. Although it is classed as a light rod in the lineup, you will be able to land 50kg Yellowfin and Bluefin Tuna.

BIG TUNA 87AS JAPAN Special / Middle Class

As its name suggests, the AS (Accuracy Shoot) model is designed to accurately cast lures into the feeding fish. In addition to the steady blank kick-back after casting, we have equipped two RV guides on the butt enabling an extremely smooth line ejection from the reel through to the rod. The casting ability will support anglers when the feeding frenzy is far or in heavy conditions casting into the wind. It is not only able to cast large lures but the blank will also allow the use of small 40g size lures. This middle class rod will assist anglers with its taper design ideal to slowly but surely lift the fish from the deep while being able to high-stick the rod.

※If you prefer a more speedy fight (same size fish) we recommend the 83. (87AS is 1 rank lighter compared to the 83. Furthermore, the 87AS is a totally different model and design to the 87 which has been discontinued.)

BIG TUNA 83 JAPAN Special / Middle Class

This model was developed with "lure control" and "fight" as its main focus, but it goes without saying that casting is also outstanding. It is a PE6-8 middle class rod not only able to pinpoint cast but also able to utilize small mouthed diving poppers and diving pencils required for an attack. You will be able to realize the evolution of our BIG-TUNA series with its lightness and outstanding balance, allowing anglers to cast all day long. Furthermore, the bending point is set close to the body enabling anglers to easily bend in and capitalize on the butt power with little effort.

BIG TUNA Power Category	Model	Line	Lure
Light Class / Around PE6 is suited	85F	PE3~6	18~120g
Middle Class / Around PE8 is suited	87AS	PE5~8	40~150g
	83	PE6~8	40~150g
Heavy Class / Around PE10 is suited	85	PE6~12	40~160g
	710	PE6~12	40~160g
Power Class / Around PE12 is suited	73	PE8~12	60~180g
	76	PE8~12	60~180g

We have set the power category as follows in order for a more comprehensive understanding. The 85, 710, 73, 76 are all in the same line max category however the 73 and 76 have been designed with a higher breakage point suited for targeting 200kg class fish which are in a different power category from the 85 and 710.



BIG TUNA 85 JAPAN Special / Heavy Class

Remarkable characteristic of this model is sharpness without wobble when you cast. Comfortability for casting lure 50g to 100g and more without any stress and enough power are loaded on this 85. This can be recommended for blue fin tuna over 50kg on field as such as Tappi Aomori while taking advantage of sharpest feeling in this series. This is the power model that is well balanced while maintaining excellent casting feel.

BIG TUNA 710 JAPAN Special / Heavy Class

This rod is sharp when casting while possessing the tenacity and added lifting power. Although it is possible for anglers to high stick this rod to conserve energy, the lifting power will allow anglers to take initiative of the fight before it ends up becoming a long drawn-out battle. You could say that this rod will only show its true evolutionary characteristics to experienced anglers.

BIG TUNA 76 JAPAN Special / Power Class

This model is for anglers with their sights on Blue-fin tuna weighing over 200kg. Similar to the 73, this 76 is capable of not only casting large lures mostly used when the targets are feeding on dolphin fish (mahi-mahi), but also allows anglers to cast and control the lighter (60g) sinking pencils for smaller baits. The difference from the 73 will be the contrasting fight style. While possessing strong butt power to constantly apply pressure on the fish, we have drastically reduced the load on the angler by bringing the bending point closer to the angler, allowing for a prolonged fight.


BIG TUNA 73 JAPAN Special / Power Class

This model is for anglers with their sights on Blue-fin tuna weighing over 200kg. Its castability is next to non, able to accurately hit feeding targets with large lures most productive when they are feeding on dolphin fish (mahi-mahi). Being short in length and the stiffest model in the series, it is most suited for anglers who have confidence in their strength and ability to go head to head with the monstrous tuna.

ROD DETAIL Please refer to the list on page 58 to check details of rod specifications.

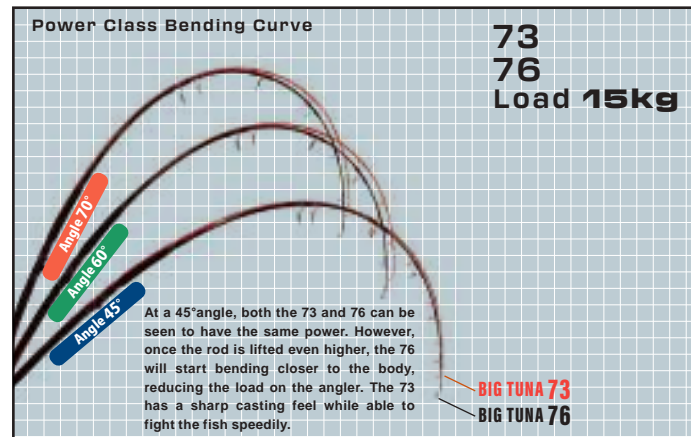
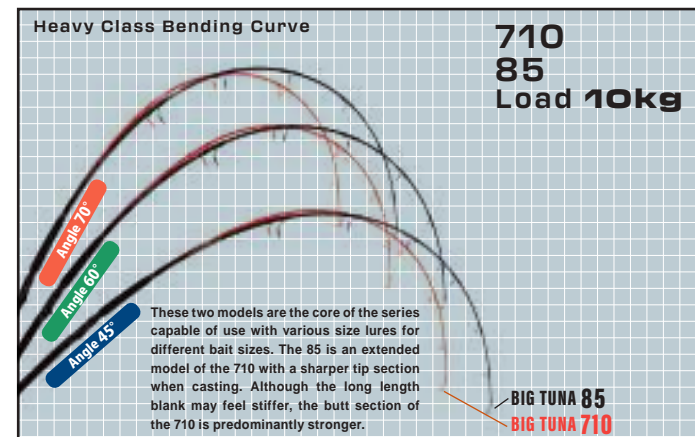
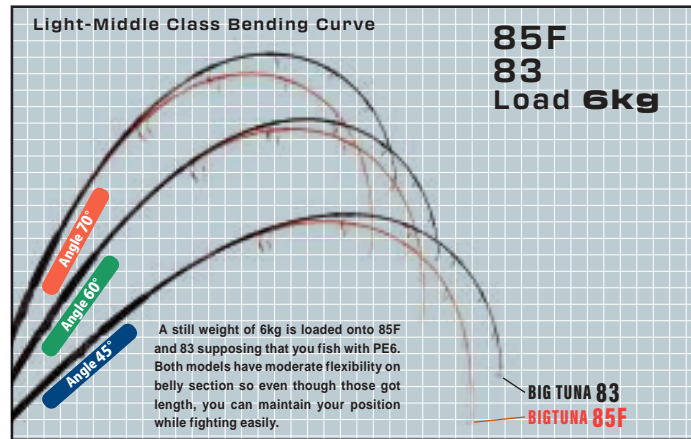
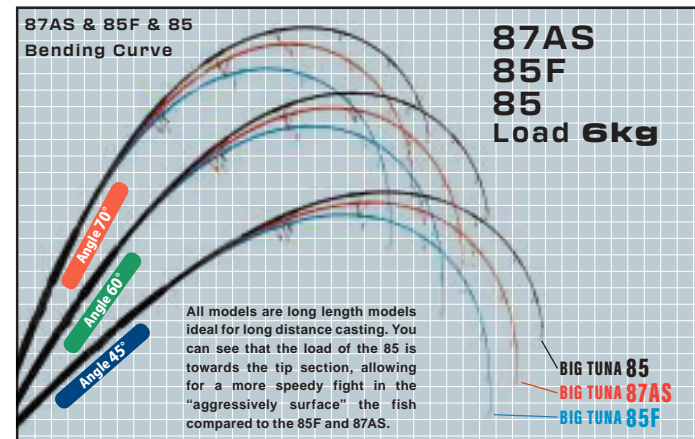
Reel Seat : DPS20 (Fuji)
 ※A=Whole length of grip B=Length from reel foot to end of grip when reel is equipped

About grip end specifications
 BRC (made of rubber) is on the end of grip of 85F,83,85,710 as a standard but you can select aluminum gimbal instead. If you are interested in it, please made inquiry to dealer in your region. Aluminum gimbal (※with rubber cap) is loaded on end of grip of 76 and 73 as a standard.



Model	Lure	Line	Drag Max	Price	Length	Weight	Guide
BIG TUNA 85F JAPAN Special	18~120g	PE 3~6	10kg/45°		Length: 8ft 5in Closed Length: 1880mm	Weight: 370g	Guide SIC-S Titanium frame K-Guide +Ocean Guide(Fuji)
BIG TUNA 87AS JAPAN Special	40~150g	PE 5~8	15kg/45°		Length: 8ft 7in Closed Length: 1884mm	Weight: 405g	Guide SIC-S Titanium frame K-Guide +SIC RV-Guide(Fuji)
BIG TUNA 83 JAPAN Special	40~150g	PE 6~8	15kg/45°		Length: 8ft 3in Closed Length: 1785mm	Weight: 409g	Guide Ocean Guide(Fuji)
BIG TUNA 85 JAPAN Special	40~160g	PE 6~12	15kg/45°		Length: 8ft 5in Closed Length: 1850mm	Weight: 434g	Guide Ocean Guide(Fuji)
BIG TUNA 710 JAPAN Special	40~160g	PE 6~12	15kg/45°		Length: 7ft 10in Closed Length: 1672mm	Weight: 393g	Guide Ocean Guide(Fuji)
BIG TUNA 76 JAPAN Special	60~180g	PE 8~12	18kg/45°		Length: 7ft 6in Closed Length: 1575mm	Weight: 398g	Guide Ocean Guide(Fuji)
BIG TUNA 73 JAPAN Special	60~180g	PE 8~12	18kg/45°		Length: 7ft 3in Closed Length: 1515mm	Weight: 406g	Guide Ocean Guide(Fuji)

BIG TUNA Bending Curve / Static load comparison





OceanRidge

OceanRidge / GT Boat Casting
Giant Trevally

The OceanRidge series are GT rods especially designed with Ripple Fishers' brand characteristics. The lineup built up for the needs of the expert anglers require manual maneuvering and will bring out the true skills in anglers. These are not your ordinary lineup and will not suit all anglers. But rest assure that these rods will feel like a part of your body once anglers have established their style and skill.

The GT game is becoming tougher and tougher each year and sometimes require the use of supersize lures to induce a bite. Ocean Ridge series including the strongest GT78 is not simply an over powered rod but will become your biggest asset in specific situations and against monstrous GTs.

OceanRidge Reversal GT 80 Nano

This is a model where anglers will be able to experience and feel for the distinct difference in the Nano blank. It is lighter, stronger and more sensitive while having an astounding ability to cast long distances. Anglers will be able to utilize pencil type lures and small/medium mouthed poppers to land those massive GT. The blank has a smooth bend curve with increasing torque as more load is applied on the rod. It is an ideal rod for those who have never experienced our OceanRidge series or those lighter weighing anglers (approx.60kg) who have the skill to smoothly transfer their body weight on the rod during the fight.

Angler's Weight : 65kg-(Recommendation)

OceanRidge LC GT 82 Nano

For those who want to cast farther than any other angler on the boat. This is an ideal rod for use when long casting is required or casting against head winds. It is suited for use with poppers and diving pencil type lures. The Nano material has not only increased its controllability but anglers will also be able to sense the slightest changes in current movement through the blank, line and lure while efficiently and effectively surface the GT. Although it is a long casting model, you will be pleasantly surprised with its lightness and controllability.

Angler's Weight : 70kg-(Recommendation)

OceanRidge PF GT 711 Nano

Although this stiff and super sensitive rod may be limited for use by experts, its true potential will be exhibited once anglers with vast knowledge and skills take hold of it. The NANOALLOY® technology" developed by Toray has sharpened the blanks capabilities allowing anglers to decipher the subtle changes in current and control the lure at the anglers will. The PowerFight 711 has remarkable lifting power and will surface GT exceeding 50kg simply by loading up the rod and using its repulsive force.

Angler's Weight : 70kg-(Recommendation)

OceanRidge FINAL SPIRIT GT 78

This is the most powerful and toughest GT rod Ripple Fisher has ever developed with stiff characteristics in the tip to belly section for easy use with large mouthed poppers and outstanding lifting power in the butt. The blank is highly responsive and once hardcore anglers put his/her full weight behind it, the repulsive force in the blank will efficiently lift the fish. It is an ideal rod for short popping of large mouthed poppers and controlling massive 300mm class pencil type lures when the GTs are feeding on super large baits. It is not a rod that you want to be using all day long, but a rod that you want to bring out in hairy situations with gushing currents and rugged terrain.

Angler's Weight : 80kg-(Recommendation)

OceanVoyager GTXpedition

GTXpedition / GT & Kingfish Boat Casting
Giant Trevally / Kingfish

Ripplefisher's 3 piece pack rod, "GTXpedition" model has been designed to consider the recent traveling limitations, the collapsed length has been set to 887mm for the two PE6 and PE8 class rods. These models are not only suitable for your GT fishing in exotic locations but also trips targeting massive kingfish. By combining these rods with the Aquila EX models, anglers will have a wider range to choose from depending on the sea conditions, lure size and target size. By reviewing the bending of the new GTXpedition models, we were able to perfect it as a 3 piece rod. With its lightness, outstanding balance, sharpness and appropriate bending curve, you will not believe it to be a multi piece rod.

We hope you can first handedly experience the ever improving technology at Ripplefisher.

GTXpedition 81M

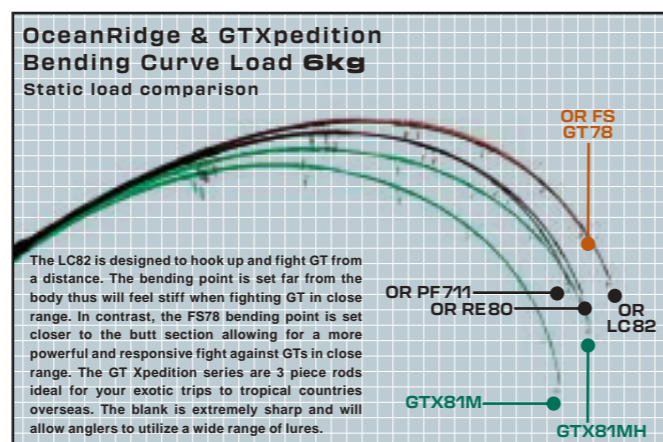
This is a PE6 class multi piece model to target GT and Kingfish domestically or internationally. It is ideal for use with diving pencils and small mouthed poppers. The seamless bending curve pleasantly surprise you as it will not feel like a 3 piece blank. Anglers will be able to cast into strong head winds with its added sharpness and the blank will assist anglers to maintain balance during the fight and efficiently lift the fish. We are proud to present you this rod with the potential to go head to head against 30-40kg class GT while being a PE6 class light and sharp rod.

Angler's Weight : 55kg-(Recommendation)

GTXpedition 81MH

This is a PE8 class multi piece model to target large size GT as its main target domestically or internationally. The sharp and highly resilient blank is ideal for use with large diving pencils and medium size mouthed poppers. You will be able to utilize and sharply maneuver these lures with little effort thanks to the characteristics of the blank. The sharpness of the blank will also reduce the load on the angler when casting all day long. In contrast to the 81M, this model is more muscular and has a sharper blank with instantaneous force enabling anglers to take initiative and have a speedy fight with the monstrous fish. You will be able to load the blank and stop the fish in shallow waters or around rough structures. This is the ultimate travel rod we were able to produce through challenging the limits of a multi piece rod.

Angler's Weight : 65kg-(Recommendation)



ROD DETAIL Please refer to the list on page 58 to check details of rod specifications.

Reel Seat : DPS20 (Fuji)

※A=Whole length of grip B=Length from reel foot to end of grip when reel is equipped

OceanRidge Reversal GT 80 / Nano	OceanRidge LC GT 82 / Nano	OceanRidge PF GT 711 / Nano	OceanRidge FINAL SPIRIT GT 78	OceanVoyager GTXpedition 81M / 3pcs	OceanVoyager GTXpedition 81MH / 3pcs
Lure MAX 170g	Lure MAX 190g	Lure MAX 210g	Lure MAX 270g	Lure MAX 140g	Lure MAX 180g
Line MAX PE 8	Line MAX PE 8	Line MAX PE 10	Line MAX PE 12	Line MAX PE 6	Line MAX PE 8
Drag Max 14kg/45°	Drag Max 14kg/45°	Drag Max 15kg/45°	Drag Max 17kg/45°	Drag Max 10kg/45°	Drag Max 13kg/45°
Price :	Price :	Price :	Price :	Price :	Price :
Length: 8ft Closed Length: 1737mm Weight: 373g	Length: 8ft 2in Closed Length: 1796mm Weight: 378g	Length: 7ft 11in Closed Length: 1682mm Weight: 375g	Length: 7ft 8in Closed Length: 1645mm Weight: 393g	Length: 8ft 1in Closed Length: 887mm Weight: 380g	Length: 8ft 1in Closed Length: 887mm Weight: 386g
Guide Ocean Guide(Fuji)	Guide Ocean Guide(Fuji)	Guide Ocean Guide(Fuji)	Guide Ocean Guide(Fuji)	Guide Ocean Guide(Fuji)	Guide Ocean Guide(Fuji)



BIG TUNA 73 JPSP



BIG TUNA 87AS JPSP



OceanRidge REVERSAL GT80



OceanRidge REVERSAL GT80



BIG TUNA 87AS JPSP



About RippleFisher Boat Casting Rod

BIG TUNA *Aquila Ultimo OceanRidge GTXpedition*

About the features of the series

BIG TUNA -Tuna rods

As Tuna do not directly run towards rocks like GT do and with the extreme load on the angler's body when fighting the mammoth Tuna, the rods can be characterized as being tenacious and bendy.

OceanRidge -GT rods

The tip section of these rods have been built stiff for easier use with large mouthed poppers when targeting GT. In addition, as GT run straight towards rocks to bust you off, the rods are built stiffer to efficiently lift and avoid rock formations by fully loading the rod with the angler's weight.

Ultimo -GT & Kingfish rods

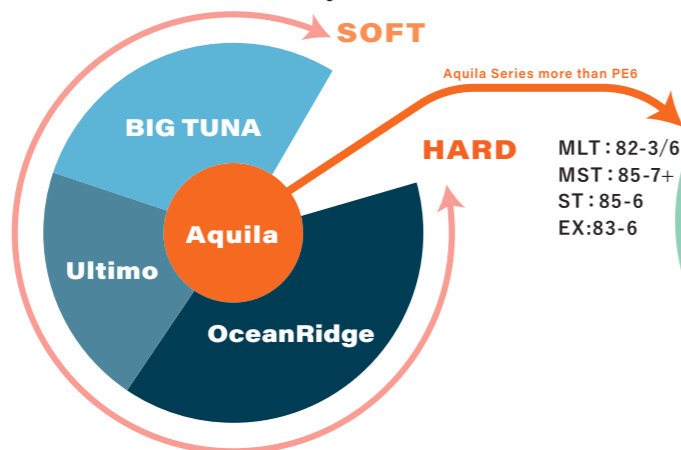
With the flexible tip section, these models are especially designed to maneuver pencil baits and diving pencil type lures to target GT and Kingfish. They can be considered to be between the BigTuna and OceanRidge series, but the fight is more towards the GT fishing which requires a speedy response from the angler.

Aquila -Kingfish & Tuna rods

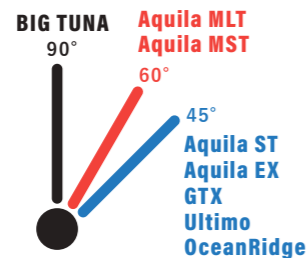
The Aquila series are further subdivided into smaller categories depending on style and fishing conditions. Please refer to the figure on the right for characteristics of each category in the Aquila lineup.

Boat Casting Series

Features of the boat casting series

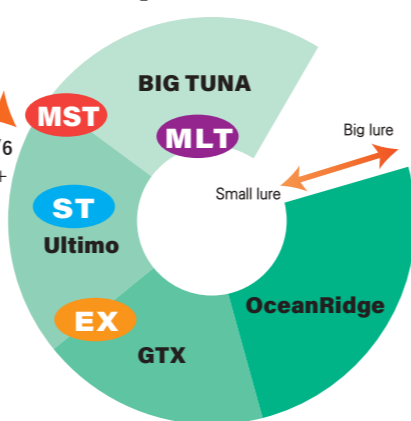


Angle of line and rod when fighting: (caution)



When you are fighting the fish and your target is far away with line on a diagonal angle, you can lift the rod to the angles shown in the figure on the left. However, when the fish is directly below the boat, be sure not to lift the rod too high. If the fish suddenly decides to dive down when your rod is lifted high, the load will focus on one point which may lead to the breakage of your rod. It is especially dangerous to high stick your rod when landing the fish. Please guide the fish into the net with your rod (grip) under your armpits.

Aquila PE6~



● MLT / MST is condition-specific model

MLT - these are models especially designed for utilizing small lures when your targets are feeding on micro bait.

MST - These models are especially designed for use with super large lures when your targets are feeding on large size baits such as dolphin fish.

● ST is the standard model

The ST series are the most versatile models for boat casting to target Yellow-tails and Kingfish.

● The 3 piece EX modes have a sharp feel

The EX models are 3 piece traveling models which are versatile, similar to the ST models. They are the stiffest models of the series.



OceanArrow SELFISH

SELFISH / Jigging Game

Kingfish / Yellowtail / Greater Amberjack

Ripplefisher's jigging rod series, the "SELFISH". There are 3 spinning models and 2 overhead reel models, each developed with their own concepts. 613S, 614S and 597S models are for the vertical jigging game and the 3 models which are specialized in a natural swimming (NS) diagonal jigging. The 2 overhead reel models are categorized as sensitive bait (SEB) models.

These models are developed to keep up with the demands from the ever changing jigging scene. To slide the jig, swim the jig, naturally maneuver the jig to induce that "bite". All models have the inherited characteristics of the SELFISH series with the slim, light and sharp feeling able to cut through the current, yet possessing a contradicting powerful butt section.

SELFISH ST

Standard & Specialized

This is a model able to easily control the jigs and quickly switch your jerking patterns from high pitch, one pitch, short to long jerks mainly from boats which are controlled for vertical jigging. It is a highly sensitive model able to transmit the slightest of change even at high speed jerks.

SELFISH 613S Nano

If you wish to jerk and manipulate heavier jigs with as comfortable feeling as when you use 622S, 613S is going to be the one. It transmits slightest changes of current and you will give the action to jig as soon as you want to. We believe that you will be able to find your own tactics and strategies with this SELFISH 613S Nano.

SELFISH 614S Nano

This 614S Nano have been sharpened 622S and 613S to give more not only power and stiffness but also sensitivity and operability. Whole blank bend very well to absorb the impact of blue runner while applying enough pressure on fish. You will be able to keep big yellowtail over 10kg, amberjack or kingfish around 7~8kg under control with 614S Nano.

SELFISH 597S Nano

This 597S Nano designed for vertical jigging to aim large size kingfish and Amberjacks. You will be able to jerk with high pitch in short stroke or jerk in long stroke with sharpness feeling. Yet you will feel kind of stiffness when you jerk, it will bend nicely and absorb the huge impact of great amberjack.

SELFISH NS

Natural Swim

A series especially designed to naturally maneuver the jig by eliminating any unnecessary flicking and jumping of the jig. The versatile multi purpose models are able to induce bites in selective situations, various sea conditions and areas.

SELFISH NS 632

This is a technical model for anglers to utilize small jigs weighing between 80g-130g with PE#2 for those spooked targets or high pressure fields. The light maneuverability and its honed sensitivity will transmit the signal for the bite and allow the angler to efficiently control the jig. Although it is equipped with a quick handling feel, the blank is designed to bend a little when jerking the jig reducing unwanted bouncing and the loss of tension, allowing for a natural action of your jig. Even with the PE#2 class specs, the rod possesses ample butt power not only for local waters but also for trips targeting larger species. The natural action of your lure induced by the light class rod is an ideal selection for the Kingfish suspending in the mid range during the high pressure spring seasons.

SELFISH NS 623

This is a model developed with the focus on its ability to intrigue your target by the natural action of the jig. It is designed to reduce your jig from bouncing about to perform a more natural appeal. While retaining the manual operational feel, anglers will be able to maintain the balance of the jig during its swimming action vital for inducing the bite. The responsive blank will allow anglers to easily switch the jerking pattern from the swimming type jerks using the tip section to those sliding type jerks which use the rebounding of the belly section. You could say that this would be your multi purpose model for local waters, able to smoothly adjust to tough field conditions. The butt section is tenacious and will allow anglers to go head to head with 10kg+ yellowtails (Buri) or 7-8kg Kingfish.

SELFISH NS 614

The NS614 is a technical model designed for fishing in shallow waters between 20-40m in depth, targeting the selective adult kingfish. It is a highly sensitive model, with a flexible tip section while having a stiff belly section to feel for the action of the jig in the water. Anglers will be able to slide and control the jig by efficiently responding to the ever changing sea conditions, and control the thrashing of the monstrous kingfish with the grip-end under your armpits. It is also suitable to under-cast your lure to search a wider area and will respond quickly to those situations where the current is flowing towards you. This piece possesses numerous traits required for jigging in shallow waters.

SELFISH SEB

Sensitive Bait

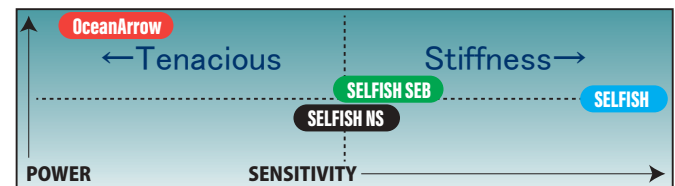

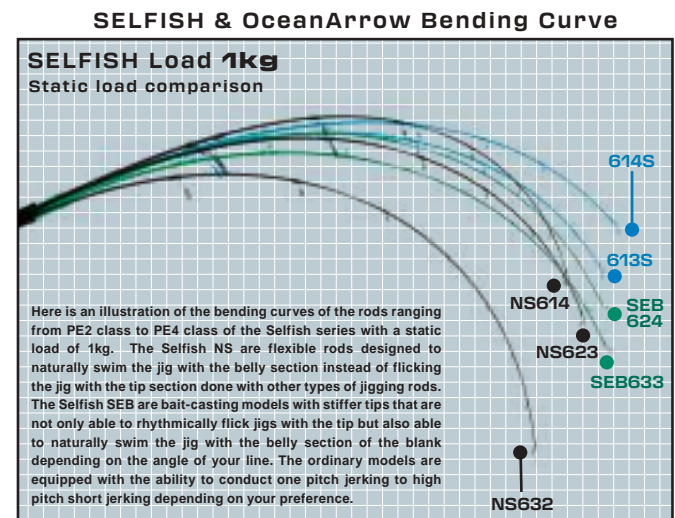
These are highly responsive overhead reel models able to easily maneuver jigs simply or technically with various jerking methods. Anglers will be able to easily vary the tempo and speed of jerks capitalizing on the advantages of the overhead reel tackle set up.

SELFISH SEB 633

The standard model of the SELFISH Overhead reel series - built up with controllability and sensitivity as the foundation - is equipped with the ability to handle various jerking patterns vital for overhead reel setups and blank settings which support the angler when reeling up a heavy load. By eliminating the wobbling of the blank after the jerk and giving it moderate stiffness, the rod responds well in high-pitch or combination jerks. In addition, anglers are also able to utilize slow tempo jerks which focus on the falling of the jig to induce the bite. Once the blank is loaded, the rods bends over nicely and the resilience will allow the angler to take initiative. This versatile rod is the standard model of the series ideal for vertical or diagonal jigging in your local waters or exotic fishing trips.

SELFISH SEB 624

With the basic characteristics of the SEB633, we have set the bending point farther towards the tip and sharpened its manual maneuverability. The strength of the blank is capable of sharply maneuvering jigs up to 220g. This model is built with highly sensitive characteristics and to easily control the jigs and induce a bite when the angler can feel for a fish in pursuit, change in the layer of current or a subtle bite. The reinforced butt power will control the massive thrashing of the fish running towards artificial fish reefs and rough rock formations while the powerful resilience and reeling by the angler will crank up 10kg class Kingfish.



ROD DETAIL Please refer to the list on page 58 to check details of rod specifications.


※A=Whole length of grip B=Length from reel foot(Trigger) to end of grip when reel is equipped

Reel Seat : Spinning model 597S DPS20 others are DPS18 (Fuji) Bait model TCS18 (Fuji)

SELFISH 613S Nano	SELFISH 614S Nano	SELFISH Specialized Model 597S Nano	SELFISH Natural Swim NS 632	SELFISH Natural Swim NS 623	SELFISH Natural Swim NS 614	SELFISH Sensitive Bait SEB 633	SELFISH Sensitive Bait SEB 624
Lure / Comfort Weight 100~140g	Lure / Comfort Weight 130~170g	Lure / Comfort Weight 180~240g	Lure / Comfort Weight 80~130g	Lure / Comfort Weight 100~150g	Lure / Comfort Weight 120~180g	Lure / Comfort Weight 120~180g	Lure / Comfort Weight 140~200g
Line PE 2.5 Class	Line PE 3 Class	Line PE 5 Class	Line MAX PE 2	Line MAX PE 3	Line MAX PE 4	Line MAX PE 3	Line MAX PE 4
Drag Max 4kg/45°	Drag Max 5kg/45°	Drag Max 8kg/45°	Drag Max 3kg/45°	Drag Max 5kg/45°	Drag Max 7kg/45°	Drag Max 5kg/45°	Drag Max 7kg/45°
Price :	Price :	Price :	Price :	Price :	Price :	Price :	Price :
Length: 6ft 1in Closed Length: 1860mm Weight: 170g	Length: 6ft 1in Closed Length: 1860mm Weight: 180g	Length: 5ft 9in Closed Length: 1756mm Weight: 250g	Length: 6ft 3in Closed Length: 1910mm Weight: 126g	Length: 6ft 2in Closed Length: 1890mm Weight: 159g	Length: 6ft 1in Closed Length: 1865mm Weight: 174g	Length: 6ft 3in Closed Length: 1915mm Weight: 182g	Length: 6ft 2in Closed Length: 1890mm Weight: 189g
Guide SIC-S Titanium frame K Guide(Fuji)	Guide SIC-S Titanium frame K Guide(Fuji)	Guide SIC-S + SIC Titanium frame K Guide(Fuji)	Guide SIC-S Titanium frame K Guide(Fuji)	Guide SIC-S Titanium frame K Guide(Fuji)	Guide SIC-S Titanium frame K Guide(Fuji)	Guide SIC-S Titanium frame K Guide(Fuji)	Guide SIC-S Titanium frame K Guide(Fuji)



SEL NS614



SEL SEB633



SEL SEB624



SEL NS623



SEL SEB633



SEL NS623



SEL SEB624



SEL NS614



OceanArrow

OceanArrow / Jigging for Monster
Bluefin Tuna / Yellowfin Tuna / Marlin / Grouper

For jigging, it is not only vital for anglers to have the technique to induce bites but also to be able to fight and efficiently surface the large predatory fish. The new OceanArrow series possess outstanding power and strength to go head-to-head with supersize fish around the world yet easing the load on the angler while fighting the fish. The 5930 and 6615 are designed to target Bluefin tuna, marlins and super-size groupers around the world. The butt length has been extended for anglers to be able to easily lift the fish and the strong yet tenacious blank will withstand the brunt of the monstrous fish. With the ever changing environment and the evolution of tackle, we hope you can take hold of the big game jigging with our new OceanArrow series.

OceanArrow 6615 / Spinning Model

This is a two piece grip jointed spinning model designed to jig for large Tuna. Similar to the 5930, it is designed so anglers can high-stick the rod and the longer rod length is set to avoid the line from scraping the hull of the boat resulting in a break-off. Although it is a PE6 class high powered jigging rod, the light feel of the rod will allow anglers to utilize various jerking patterns to induce that bite. The 6615 is a rod that will be useful in various locations around the world and for various species with power to control the thrashing fish, tenacity to continue to apply pressure on the fish and highly well balanced to maneuver the jigs. Recommended size of tuna: Up to 50 kg

OceanArrow 5930 / Spinning Model

This is a one piece spinning model designed to jig for large size Tuna and Marlins around the world. The short length rod able to be high sticked will be advantageous for the angler at critical times when the fish is directly beneath the boat. The beautiful bending curve of the one piece blank allows anglers to maintain the high stick position which will continuously apply high pressure on the fish while reducing the load on the angler side. It is ideal for slow pitch jerk, one pitch jerk and other jerking patterns focusing on the sinking action of the heavy weight jigs. Anglers can also utilize the fighting belt to jerk or set the grip end under your armpits. Recommended size of tuna: More than 50 kg

ROD DETAIL
Please refer to the list on page 58 to check the details of rod specifications.

Reel Seat : DPS20 (Fuji)
※A=Whole length of grip
※B=Length from reel foot to end of grip when reel is equipped



OceanArrow 6615 (Armpit jerk)

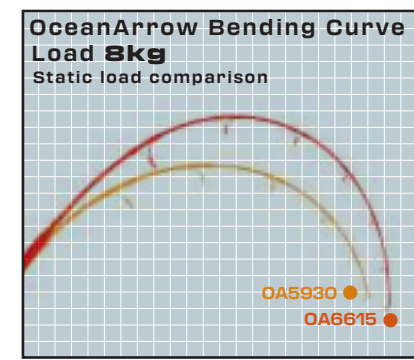



OceanArrow 6615 (Gimbal jerk)

The 6615 and 5930 are both designed so anglers can high stick the rod during the long fight against the mammoth fish. Furthermore, the gimbal settings at the butt end will help anglers jerk heavy weight jigs. The rod end gimbal comes standard with these rods. You can choose whether to jerk the jig under your armpits or with the gimbal on your fighting belt depending on style, depth and jig weight.



※Both the 5930 and 6615 are set with a gimbal butt end for an easier fight against the tough and heavy monsters at the other end of the line.



As for power standards, the 5930 is superior. The image above demonstrates the bending curve with a heavier load and you can see that the bending curve of the 6615 has become more acute. The 5930 is more suited for larger fish and will efficiently and easily lift the fish.



OA 6615

OceanArrow 6615
Lure: JIG MAX 400g
Line: MAX PE 6
Drag Max: 12kg/45°
Price :
Length: 6ft 6in
Closed Length: 1295mm
Weight: 362g
Guide: Ocean Guide(Fuji)

OceanArrow 5930
Lure: JIG MAX 800g
Line: MAX PE 8
Drag Max: 15kg/45°
Price :
Length: 5ft 9in
Closed Length: 1775mm
Weight: 382g
Guide: Ocean Guide(Fuji)

Aim for the Peak

ROCKY SHORE CASTING

Runner Exceed
FINAL STAND UP
2023 New model 83HH
for Big Target

Runner Exceed
for BlueRunner and more

Monster Impact
for Monster and Big lure

Avarice
for Black fin seabass

SHORE CASTING

SilverStream
for Various Targets

SilverStream **BIG BAIT**
for Big Lure Seabass Game

Light Game

RealCrescent
for Horse-mackerel, Rock Fish and more

RunnerExceed

RunnerExceed / Rocky Shore Casting

Kingfish / Yellowtail / Greater Amberjack / GT / Dogtooth Tuna and more

The RunnerExceed series are land-based casting rods packed with characteristics required to go head to head with monstrous bluerunners off the rocks. Targets including your local yellowtails, kingfish, amberjacks to those GT, and dogtooth tuna inhabiting the warmer waters. Our lineup of rods are designed with the capabilities to “catch” your dream fish in the harshest environments.

Recently, the number of anglers targeting 20kg class kingfish have increased and are seeking not only the power in a rod, but also the least amount of strain on the angler. No matter how strong a rod may be, if the angler does not have the power to bend it, s/he will be in the disadvantage when fighting off the rocks.

You can bend the rod and lift, stop the thrashing fish with its power, or technically fight the fish with the use of the long-leader system utilizing the overhead reel tackle setup. Each and every angler will have their own style but there is one thing in common and that is the “strength” the RunnerExceed series have.

We would like anglers who challenge themselves to the limits to first handedly experience the lightness, controlability, resilience and strength of the series when most needed during the fight.

In 2023, we have further opened doors to the rock shore big game fishing by adding the 83HH model in the RunnerExceed Final Stand Up series.

We dedicate this model to those anglers who are challenging themselves to the limit, as the lightness, controllability, resilience and overwhelming power in the rod have been designed to do exactly that.



RunnerExceed EXTREME MODEL

In the countless fields out there around the world, there are places where astonishing size species exist and it is beyond human knowledge. It is impossible to target large GT, Dogtooth, Amberjacks, Kingfish, Yellowtail Tuna, etc from the rocks or piers with ordinary tackle. The "Runner Exceed Final Stand Up" series are highly well balanced rods equipped with outstanding castability, a smooth bending curve with exceptional power, and rod taper design that allows anglers to lift the rod tip during brutal fights against the monstrous targets by your feet. In 2023, we will introduce the short length 83HH model which will enable anglers to efficiently fight the fish, in addition to the already released and most powerful 100SXH and 105BXH models.

Additionally, there is the super high elasticity Limited 100SHH LTD model which will effectively bend in once the rod is loaded allowing for a highly responsive fight against the fish.

We present these 4 models for anglers who are challenging themselves to the limit in the most difficult fishing conditions imaginable.

2023 New Model

RunnerExceed FINAL STAND UP 83HH

The new 83HH will be added to the super heavy tackle rod series of the Runner Exceed Final Stand Up series in 2023. It is our solution for anglers to target large targets from shore.

What are the factors required to land a massive fish from the rocks? Our testers and developmental staff have been at the forefront chasing monstrous fish from the rocks. Through countless defeats and triumphs in the harsh land-based big game, we have come to seek a highly responsive efficient rod, which will bring about great advantages to the angler during the fight.

The 8.3ft short length blank with tenacious strength in the belly to butt section will effectively apply pressure on the fish once loaded. The 83HH was born as the special concept model with contradicting characteristics of lightness and exquisite power.

By shortening the overall length of the rod, it has allowed anglers to consistently apply pressure on the fish during the fight while being able to fully cast out large size lures with the least amount of effort. Furthermore, the short length will reduce the strain on the angler when utilizing large mouthed poppers, conserving the energy of the angler until the fight begins.

It goes without saying that technique and experience are vital factors when embarking on the land-based big game fishing, but it is also imperative for anglers to be able to keep focus and conserve energy.

We are confident that the new 83HH will bring about great advantages to the anglers when unexpected monstrous fish attack your lure with its light controllability and highly responsive blank which will continuously and effectively apply pressure upon the fish.

83HH DETAILS

For the Runner Exceed Final Stand Up 83HH, we have adopted the RV guide for the butt guide to boost casting distance. Furthermore, for more speedy and effective fight, we have designed the front grip with a "rib-line". The spigot joint section creates a smooth bending curve required during the fight.

RunnerExceed FINAL STAND UP 100SXH

We created this rod for beginners but it will also satisfy the experts due to its ability to cast large lures ranging from 80gm - 150gm. With careful guide settings, it can handle long leaders. A carefully placed grip ensures a nice bend when loaded.

RunnerExceed FINAL STAND UP 105BXH / Overhead reel Model

This is an overhead reel rod created especially for the hardcore anglers who have mastered the art of casting and fighting at the highest level. This rod consistently delivers accurate and stress free casting, handling an array of lures from pencil type to poppers and fighting fishes over 40kg and yet having enough power in its blank for more.

RunnerExceed 100SHH LIMITED

Our goal was to create a rod that possess the power of an XH class rod while having the lightness of a H class blue-runner rod. The whole rod is stiff including the tip section, able to sharply cast out lures with the strong repulsive force from the blank. Anglers can not only comfortably cast and control large lures weighing 150g, but can also cast out smaller lures weighing 40g by loading the rod with the weight of the lure. With the strong repulsive force, the rod is also ideal for use with jigs. Anglers will easily be able to aggressively fight fish around 10kg with the outstanding lift power and tenacity. Compared to the Final Standup SXH, this 100SHH/LIMITED is milder on the angler's body, bending more near the butt section for a more H class feeling of a rod. This is a highly resilient carbon rod not only ideal for anglers targeting monstrous size blue-runners but also great as an entry level land-based GT rod.

ROD DETAIL Please refer to the list on page 58 to check the details of rod specifications.

Reel Seat : Spinning model **DPS22** / Overhead reel model **T-DPS22** (Fuji)
 ※A=Whole length of grip B=Length from reel foot(Trigger) to end of grip when reel is equipped

RE FSU 83HH



RE FSU 100SXH



2023 NEW RunnerExceed FINAL STAND UP 83HH	RunnerExceed FINAL STAND UP 100SXH	RunnerExceed FINAL STAND UP 105BXH Bait Model	RunnerExceed FINAL STAND UP 100SHH LIMITED
Lure MAX 200g	Lure MAX 160g	Lure MAX 180g	Lure MAX 150g
Line MAX PE 8	Line MAX PE 10	Line MAX PE 10	Line MAX PE 8
Drag Max 10kg/45°	Drag Max 10kg/45°	Drag Max 10kg/45°	Drag Max 10kg/45°
Price :	Price :	Price :	Price :
Length: 8ft 3in Closed Length: 1310mm Weight: 364g	Length: 10ft Closed Length: 1570mm Weight: 439g	Length: 10ft 5in Closed Length: 1626mm Weight: 429g	Length: 10ft Closed Length: 1579mm Weight: 405g
Guide Ocean Guide + SIC RV-Guide(Fuji)	Guide Ocean Guide(Fuji)	Guide Ocean Guide(Fuji)	Guide Ocean Guide(Fuji)



RunnerExceed MAIN MODEL

The Runner Exceed series are a wide range of rods to target the yellowtails in your local waters to the bigger and harder kingfish off the rocks. The 3 plugging models are ideal for use with diving pencils with the flexible yet powerful blank to apply ample pressure on the fish. The 911MH and 103H are versatile models for use with both jigs and plugs and the 95TC is ideal in tough conditions where delicate maneuvering of the lure is required. We also have a 107BH for those over-head reel enthusiasts. Although your targets may be similar, the 7 choices of rods will open up new doors for different locations, field conditions, and styles of approach toward your rocky shore game fishing.

RunnerExceed 102M / Nano PlugModel

This is the lighter plugging model of the Runner Exceed lineup. With its soft tip section, anglers will be able to utilize lures ranging from 20g minnows, medium size diving pencils, and even jigs weighing up to 90g when the bite range is far and deep. It is ideal for anglers targeting Kingfish and Amberjacks to 5kg and Yellow-tail weighing up to 10kg.

RunnerExceed 104H / Nano PlugModel

104H is While being able to easily control diving pencils through its soft tip, once the rod is loaded with the fish, it will exhibit its true power and potential. Compared to the current 103H, more flexibility is given to the belly section, allowing anglers to lift the rod higher to withstand the final thrust of the fish in close range.

RunnerExceed 110H / Nano PlugModel

The 110H is a next generation plugging model for land-based anglers with a light feel but possessing the power of a HH class rod. With the outstanding rod balance, this rod draws a sharp contrast from those ordinary long length high powered models on the market. The flexible tip section brings about various positive attributes. Although it is classed as a 'H' class rod, the potential of the blank is comparable to the power of those 'HH' class rods, able to go head to head with Kingfish ranging from 10-15kg in shallow waters.

RunnerExceed 911MH / Nano

This versatile rod will allow anglers to utilize both jigs and plugs for any given situation and possesses the power to lift 3-4kg fish out of the water with the rod. With its ability to cast a mile with jigs up to 100g, the ideal length to maneuver the jig with the rod under your armpits and absolute balance and flex so the fish doesn't violently thrash about, this rod will surely be your next right arm.

RunnerExceed 95TC

The 94TC is a technical model with a highly responsive blank design to maneuver the lure on a next level. The developmental concept of this model was to enable anglers to utilize various lures including sinking minnow, poppers, diving-pencils and jigs to induce bites in difficult conditions when the sea is flat and the lure is highly visible. The light weight 9.4ft length rod has a MH class strength for fighting 5-10kg blue runners off the rocks. With its outstanding casting distance and highly well balanced characteristics, anglers can utilize this as your main rod or back-up rod for your more exotic expeditions.

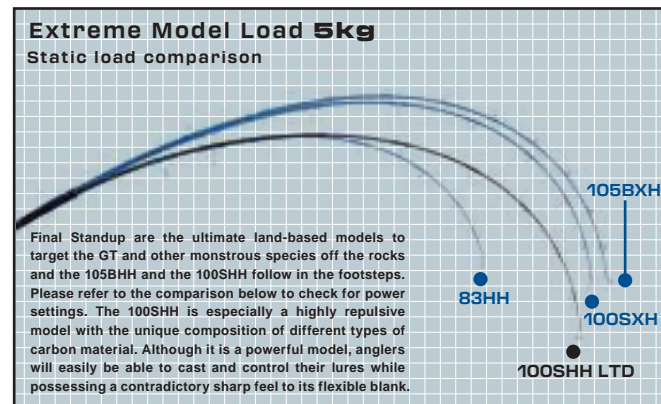
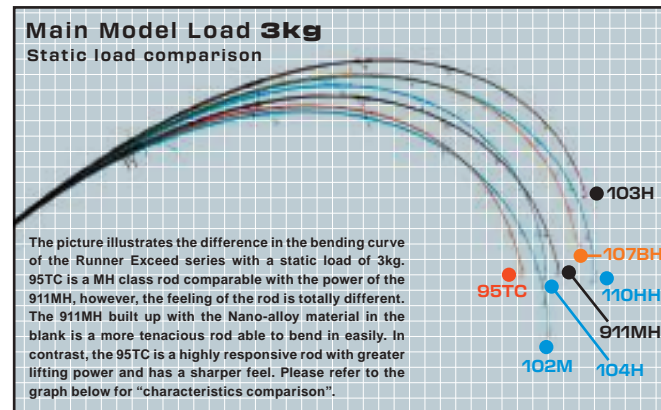
RunnerExceed 103H

This is a power up model of the 911MH for use with both jigs and plugs targeting blue-runners around the 10kg mark. Although the cast feeling is sharp, the 103 length of the rod will load up nicely to apply pressure to the fish. For those anglers who prefer the use of plugs, the sharp casting feel will be ideal for you. Anglers will be able to utilize both poppers and pencil type lures with a more manual action.

RunnerExceed 107BH / Nano Bait Model

The blank itself is extremely flexible and tenacious yet possesses a sharp tip to belly section for accurate casting. The butt section is highly repulsive once loaded. Anglers are able to utilize various size lures while capitalizing on the advantages of the long-leader system with the use of either nylon or fluorocarbon leaders. Anglers won't be stretched even on the bad footing and will help you target that dream monster class fish off the rocks. Although it is flexible enough to cast light plugs, anglers will be able to stop the violent run from 10kg + kingfish and lift the fish. Once the rod is loaded, the bending curve will slowly transfer towards the angler, allowing the rod to smoothly bend even with the smaller 3kg-6kg fish, yet possessing underling power for those monstrous fish.

RunnerExceed Bending Curve Load 3kg

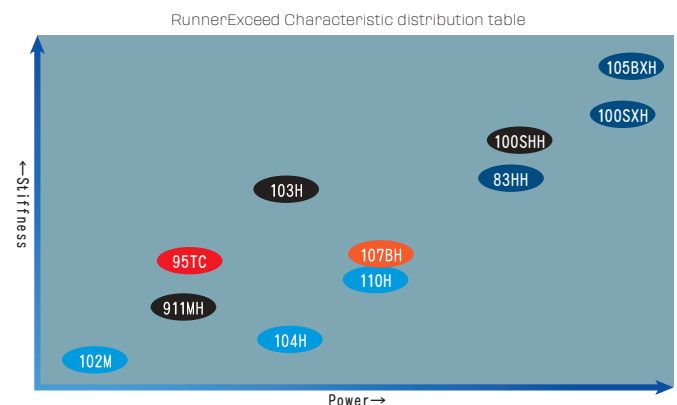


ROD DETAIL Please refer to the list on page 58 to check the details of rod specifications.

Reel Seat : Spinning model DPS20 / Bait model T-DPS22 (Fuji)
*A=Whole length of grip B=Length from reel foot(Trigger) to end of grip when reel is equipped



RunnerExceed 102M / Nano Plug Model Lure Plug 20~70g Line PE 1.5~3 Drag Max 5kg/45° Price : Length: 10ft 2in Closed Length: 1590mm Weight: 290g Guide SIC-S Titanium Frame K Guide(Fuji)	RunnerExceed 104H / Nano Plug Model Lure Plug 40~120g Line PE 4~6 Drag Max 8kg/45° Price : Length: 10ft 4in Closed Length: 1615mm Weight: 327g Guide Ocean Guide(Fuji)	RunnerExceed 110H / Nano Plug Model Lure Plug 40~130g Line PE 4~7 Drag Max 9kg/45° Price : Length: 11ft Closed Length: 1720mm Weight: 341g Guide SIC-S Titanium Frame K Guide + Ocean Guide(Fuji)	RunnerExceed 911MH / Nano Lure MAX Jig 100g MAX Plug 80g Line MAX PE 4 Drag Max 6kg/45° Price : Length: 9ft 11in Closed Length: 1495mm Weight: 306g Guide SIC-S Titanium Frame K Guide + Ocean Guide(Fuji)	RunnerExceed 95TC Lure MAX Jig 120g MAX Plug 90g Line MAX PE 4 Drag Max 6kg/45° Price : Length: 9ft 5in Closed Length: 1455mm Weight: 290g Guide SIC-S Titanium Frame K Guide + SIC RV Guide(Fuji)	RunnerExceed 103H Lure MAX Jig 130g MAX Plug 90g Line MAX PE 5 Drag Max 8kg/45° Price : Length: 10ft 3in Closed Length: 1615mm Weight: 327g Guide SIC-S Titanium Frame K Guide + Ocean Guide(Fuji)	RunnerExceed 107BH / Nano Bait Model Lure 50~130g Line MAX PE 6 Drag Max 8kg/45° Price : Length: 10ft 7in Closed Length: 1650mm Weight: 374g Guide Ocean Guide(Fuji)
---	---	--	--	--	--	---





RE 100SHH LTD



RE 100SHH LTD




RE 100SHH LTD



RE FSU 100SXH



RE 95TC



RE 100SHH LTD



RE 100SHH LTD



RE 103H



RE 95TC



MonsterImpact

MonsterImpact / Shore Casting for Monster
Blackfin-Seabass / BlueRunner / Red Eye / Seabass

The MonsterImpact series are developed to go after unsized targets and specific situations. We have eliminated any aspect of versatility, but have given it specialized power and taper to assist the anglers who are challenging their limits.

Once you are experienced and ready, we are positive that this rod will be a great asset to those anglers who have their sights on lunker size fish. The 90H and 91BH spinning models for Seabass and Akame (Japanese Barramundis') utilizing heavy weight big-bait lures. The rods are exceptionally light for its power class and are easily capable of landing meter plus Akame and super-size seabass feeding on large size baitfish. In addition, we have also produced a 4 piece 113HH model, giving a big advantage for anglers in the initial approach to the rocks or even traveling around the world.

MonsterImpact 90H / Spinning Model

This is a specially tuned seabass model to easily cast through with big-baits (70g) and even small minnows from 20g. The butt section has been enhanced to easily stop lunker size seabass and Red-Eye (Japanese barramundi) that are feeding on large bait-fish (Sardines, gizzard shad, and mullets). We aimed to produce a rod where anglers will be able to enjoy casting large plugs a great distance. We present this ultimate spinning rod for the ultimate spinning anglers.

MonsterImpact 91BH / Bait Model

The blank of the 91BH has been shaped for accurate casting and controlling of big bait plugs up to 130g. Although it is a power class model, the sensitive blank will transmit the minor existence of 20g class minnows and will allow easy control. It basically has the same concept as the 90H spinning model but has a greater range of lure usage and allows anglers to utilize thicker and longer leader systems advantageous in overhead reel tackle settings. The direct controllability of the lures and consistent casting accuracy will surely help you further enjoy your big-bait game.

MonsterImpact 101HH Nano / Spinning Model

101HH is designed to target both the black-fin and blue runners but this 101HH is set more towards the blue-runners. In other words, it is for anglers who are targeting blue-runners and might want to also cast out a few small lures for the black-fin. The short length 10ft 1inch and its short grip has been set for use around flat rock formations, to increase the casting accuracy and balance. Although it is a rod for the black-fin, it can also be used for situations where the bait-fish are extremely small when targeting the blue-runners with smaller lures.

MonsterImpact 113HH /4pcs/ Spinning Model

The 113HH is a powerful pack-rod which allows easier access to your fishing grounds to target Blackfin seabass and Blue-runners. The short 90cm separate length can be stowed in your backpack and freeing both hands of any rods will help anglers safely reach some of the more remote and dangerous land-based fishing grounds. It is a versatile rod able to handle small minnows to medium size diving pencils with a seamless bending curve rarely seen in any 4 piece rod. The rod possesses contradicting qualities of both powers in the butt section to stop the run of monstrous fish and flexibility in the belly section to avoid any hook offs. While being highly resilient this regular tapered blank will show its true potential in the most critical time. The MonsterImpact 113HH/4pcs rod comes with its own special rod bag and a useful neoprene rod bag for your fishing trips. The rod also fits nicely onto the RippleFisher waterproof backpack.

Avarice

Avarice / Blackfin-Seabass Game
Blackfin-Seabass

The Black-fin seabass game is conducted under harsh environmental conditions with strong head winds, heavy swells, complicated currents and uneven footing. The anglers have little advantage in these unforgiving conditions and the only way to overcome these factors are experience and the ability to analyze and make an efficient/good judgment in a given situation.

We have added the sharpness by employing the Nano blank while fine tuning the standard capabilities as a black-fin seabass rod.

Anglers will cut through the strong headwinds and sew through the complicated currents. The highly sensitive blank will allow anglers to notice the subtle changes in current and flow to inform you of bite spots.

Avarice 103M Nano

This 103 length is light, easy to handle and is efficient when fishing from low rock formations or bolder rocks for the black-fin seabass or the normal seabass off the rocks and fishing from the surf for flounders. Although it is short in length, the blank will bend nicely to withhold the fish.

Avarice 110M Nano

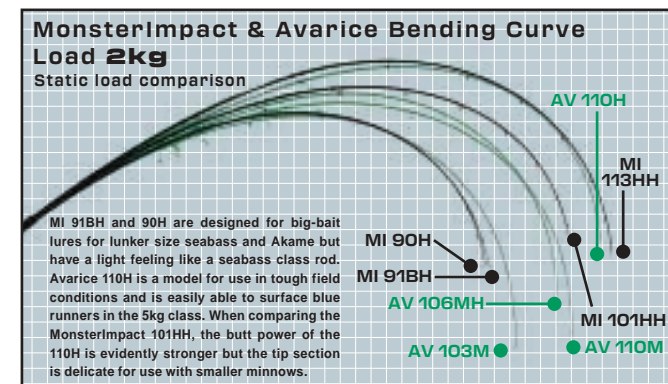
It possesses highly sensitive characteristics required to transmit the short bite of the blankfin seabass, while the flexible blank bends-in to reduce hook-offs due to straightening of fragile hooks. The blank which possess the contradicting characteristics of flexibility and sharpness, allows anglers to sharply cast lures ranging from 10cm to those larger 40g lures. This new standard rod is not only suitable for monster class blackfin seabass, but also 5kg class blue runners and snappers off the rocks.

Avarice 106MH Nano

It possesses a stronger butt section compared to the 103M and with its refined taper design, it maintains the easy handling of the rod while improving its castability. You will be able to first handedly experience how the carbon material has evolved from this 10ft 6inch blank packed with castability, loading power and controllability of the fish.

Avarice 110H Nano

This is an almighty rod with its ideal length and power settings for use anywhere, anytime. It is capable of cutting through strong headwinds, while having the ability to cast small lures to pinpoint accuracy and not to mention its overwhelming butt power. The Nano blank characteristics can be noticed in the contradicting nature of its sharpness when casting and its ability to bend nicely once it is loaded.



ROD DETAIL Please refer to the list on page 58 to check the details of rod specifications.

Reel Seat : Spinning Model MI90H - AV103M - AV110M **DPS18** / other are **DPS20**
Bait model MI91BH **TCS18** (Fuji)

※A=Whole length of grip B=Length from reel foot to end of grip when reel is equipped

Model	Configuration	Lure Weight	Line	Price	Length	Closed Length	Weight	Guide
MonsterImpact 90H	Spinning Model	18~70g	MAX PE 3		Length: 9ft	Closed Length: 1410mm	Weight: 193g	Guide: SiC-S Titanium frame K Guide + RV Guide(Fuji)
MonsterImpact 91BH	Bait Model	20~130g	MAX PE 5		Length: 9ft 1in	Closed Length: 1428mm	Weight: 212g	Guide: SiC-S Titanium frame K Guide(Fuji)
MonsterImpact 101HH / Nano	Spinning Model	MAX 60g	MAX PE 3		Length: 10ft 1in	Closed Length: 1585mm	Weight: 270g	Guide: SiC-S Titanium frame K Guide(Fuji)
MonsterImpact 113HH / 4pcs	Spinning Model	MAX 70g	MAX PE 3		Length: 11ft 3in	Closed Length: 900mm	Weight: 320g	Guide: SiC-S Titanium frame K Guide(Fuji)
Avarice 103M / Nano		MAX 40g	MAX PE 1.5		Length: 10ft 3in	Closed Length: 1600mm	Weight: 198g	Guide: SiC-S Titanium frame K Guide(Fuji)
Avarice 110M / Nano		MAX 40g	MAX PE 2		Length: 11ft	Closed Length: 1726mm	Weight: 213g	Guide: SiC-S Titanium frame K Guide(Fuji)
Avarice 106MH / Nano		MAX 50g	MAX PE 2		Length: 10ft 6in	Closed Length: 1640mm	Weight: 219g	Guide: SiC-S Titanium frame K Guide(Fuji)
Avarice 110H / Nano		MAX 60g	MAX PE 2.5		Length: 11ft	Closed Length: 1730mm	Weight: 253g	Guide: SiC-S Titanium frame K Guide(Fuji)





SilverStream

SilverStream / Shore Casting
Seabass / Flatfish / Cherry Salmon / others

The SilverStream series are built up of a lineup of rods to target various species including Seabass, Flounders, Bream and Salmon from a land-based style.

Stiletto

The SilverStream Stiletto is a highly sensitive and delicate specialized model built with a high elasticity of 40t carbon for those hardcore seabass anglers. The blank characteristics have allowed anglers to sense the slightest change in current, drag on the lure and hook up the most minimal bites from the fish.

SilverStream 81 Stiletto

The SilverStream 81 Stiletto is a super delicate and ultra sensitive specialized model built up with all 40t carbon materials. This ultra sensitive blank will transmit the slight changes in the flow of water and the drag against the lure, allowing for a swift hookup once the angler feels any subtle bites. Not only allows anglers to cast out lures up to 28g but also enables the use of lighter (8g) sinking pencils while maintaining the sensitivity and controllability. Our objective was to create a rod, which drastically reduces the time lag between the "bite" to the "hookup". In other words, the Stiletto is a super "high speed" rod that allows anglers to respond quicker through the ultra sensitive characteristics.

Flows

The SilverStream Flows is a series to mainly go after Seabass and Flounders in river mouths and the surf. It is vital to be able to feel for the current in rivers, estuaries and the surf, and this Flows series are designed to do exactly that with its highly sensitive blank and outstanding castability. From close range to out far, anglers will be able to feel for the subtle changes in field conditions while not only simply reeling in your lure, but to also drifting your lure into the hit zone.

SilverStream 810 Flows Nano

The 810 Flows is the core model of the series with its ideal length for seabass fishing equipped with strong butt power. It is especially outstanding with its casting swing through and high sensitivity. Anglers will be able to decipher the subtle difference in current movements while maintaining the high response required for an efficient and effective hookup. With its high tolerance, the butt will still hold extra power even when fighting a monstrous seabass.

SilverStream 96 Flows Nano

The 96 Flows is designed for use in large river systems, estuaries, surf casting and wading in the flats which require long distance casting of large lures. The 810 is a type of rod to conquer the current, where as the 96 is designed more to feel for the changes in current far away. The lightish tip section will allow anglers to not only utilize large lures but also various smaller minnows and vibration type lures. The concept for the Flows 96 is "distance" and "sensitivity".

SilverStream 103 Flows Nano

The Flows 103 is a model designed for use off the rocks and surf casting which require the power and sharpness to cut through strong headwinds. It allows anglers to easily cast and trace smaller lures which weren't possible with the stronger black-fin models, while also having the power required to swing through with heavier lures.



Northern

In the northern area of Japan, anglers are mesmerized by land-based sea trout fishing. It is vital for the rod to be able to cast great distances to cover the vast area while possessing the lightness to prevent any loss of fish from ripping the lips.

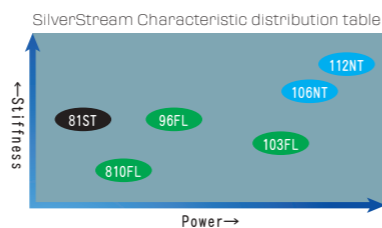
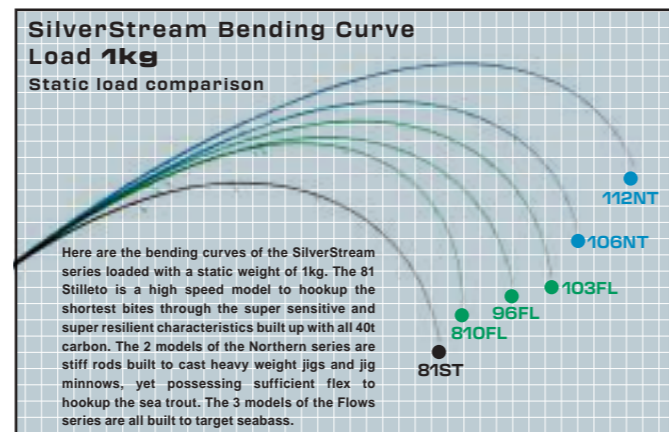
The SilverStream Northern models are designed for use with jig-minnows and metal-jigs to cast out and cover a vast area to search for the fish. The long length rod which possess contradicting characteristics of lightness in the tip and outstanding butt power is not only designed for the sea-trout but also ideal to target flounders.

SilverStream 106 Northern Nano

This model is ideal to cast metal jigs and jig minnows up to 50g in weight from rocky headlands and technical rock formations, which require a quick and tricky cast and retrieve. With its sharp characteristics, anglers will be able to cast accurately while controlling the jig at ease. Having said that, the rod will bend nicely once the rod is loaded and will prevent any loss of fish from the targets lip ripping. Furthermore, it possesses the butt power to aggressively stop the violent fish from diving into the rocks and structures.

SilverStream 112 Northern

The 112 Northern is a sharp rod designed for long distance casting and will enable anglers to cast out metal jigs and jig minnows up to 60g from the surf and other major points by utilizing the whole rods repulsive force in strong head and side winds. With its high sensitivity, this rod will become your ultimate weapon when the fish are far and you need to search a vast area. Furthermore, the long rod length will help you avoid any rocks or structures nearby and it also possesses the butt power to rip off the monstrous flounders from the seabed.



ROD DETAIL Please refer to the list on page 58 to check details of rod specifications.

Reel Seat : 81ST DPS17 Flows Series DPS18 Northern Series DPS20(Fuji)
※A=Whole length of grip B=Length from reel foot to end of grip when reel is equipped

					
SilverStream 81 Stiletto	SilverStream 810 Flows / Nano	SilverStream 96 Flows / Nano	SilverStream 103 Flows / Nano	SilverStream 106 Northern / Nano	SilverStream 112 Northern
Lure 7~28g Line PE 0.6~1.2	Lure MAX 32g Line MAX PE 1.5	Lure MAX 38g Line MAX PE 1.5	Lure MAX 42g Line MAX PE 1.5	Lure 30~50g Line MAX PE 1.5	Lure 30~60g Line MAX PE 1.5
Price :	Price :	Price :	Price :	Price :	Price :
Length: 8ft 1in Closed Length: 1275mm Weight: 126g Guide TORZITE Titanium frame K Guide(Fuji)	Length: 8ft 10in Closed Length: 1400mm Weight: 160g Guide TORZITE Titanium frame K Guide(Fuji)	Length: 9ft 6in Closed Length: 1490mm Weight: 166g Guide TORZITE Titanium frame K Guide(Fuji)	Length: 10ft 3in Closed Length: 1605mm Weight: 196g Guide TORZITE Titanium frame K Guide(Fuji)	Length: 10ft 6in Closed Length: 1640mm Weight: 220g Guide SIC-S Titanium frame K Guide(Fuji)	Length: 11ft 2in Closed Length: 1754mm Weight: 255g Guide SIC-S Titanium frame K Guide(Fuji)

SilverStream BIG BAIT

SilverStream / Big Bait Seabass Game

Seabass (Boat & Shore) / others

The seabass game using gigantic big-baits are spreading like wildfire and anglers are lining up on the shoreline and on boats to get into the latest craze.

SilberStream BIG BAIT series are We have added the qualities required for this diverse and exciting big-bait seabass game.

60 BIG PENCIL for manipulating big pencils freely, 74 GIANT BAIT for using giant baits over 30 cm.

In addition, the 60 has an optional long handle for a long cast.

Please open up new door of sea bass games in various fields with two models packed with performance that allows you to immerse yourself in the world of deep big lure sea bass games.

SilverStream 60 BIG PENCIL

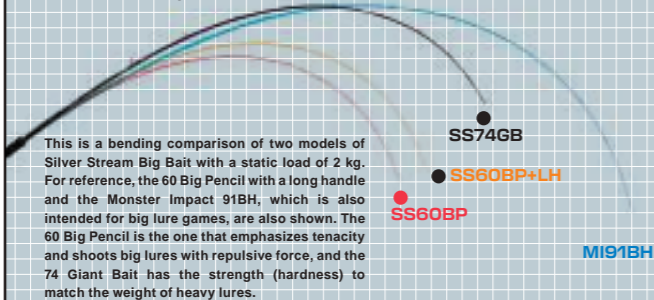
This rod is designed to target seabass off-shore with the use of big-bait lures. Anglers will be able to cast and maneuver large pencils easily to induce bites from seabass feeding on massive bait-fish during specific seasons of the year. We are also planning to release a long-handle (sold separately). By attaching the long-handle, anglers will be able to easily cast and use the rod from the bow of the boat, in addition for use with land-based fishing. (The length of the rod with the long-handle will be 6.9ft)

SilverStream 74 GIANT BAIT

The 74 is a special model able to cast out super giant baits exceeding 300mm and 250g. The 74 is approximately two levels more powerful compared to the 60. While being able to overhead cast super size joint-baits, anglers are also able to lightly control smaller 3oz lures. It is ideal to maneuver joint-baits with the sharp rod action and will outperform most rods off-shore and land-based.

SilverStream BIG BAIT Bending Curve Load 2kg

Static load comparison



SS 74 GIANT BAIT

ROD DETAIL

Please refer to the list on page 58 to check the details of rod specifications.

Reel Seat : TCS18 (Fuji)
※A=Whole length of grip
B=Length from trigger to end of grip when reel is equipped

SilverStream 60 BIG PENCIL Long Handle

(60 Optional Parts : 60→69)

Longer handle for Silver Stream 60 Big pencil is available as an option.


※It is sold as just handle itself.

The whole length will be 6ft 9inch when the long handle is equipped.

The length from the trigger to the end of the grip will be extended 115mm, and to the top of the front grip will be extended 95mm. If you are required distance cast or wish to have more stability when you manipulate lure or fight with big fish, this long handle will support you, don't matter from shore or offshore.

Handle Length: 705mm
Weight: 163g

Price :



SilverStream 60 BIG PENCIL

Lure / Comfort Weight
40~150g
Line
MAX PE 6

Price :

Length: 6ft
Closed Length: 1425mm
Weight: 194g

Guide
SIC-S Titanium frame
LRV Guide(Fuji)

SilverStream 74 GIANT BAIT

Lure / Comfort Weight
100~300g
Line
MAX PE 8

Price :

Length: 7ft 4in
Closed Length: 1550mm
Weight: 262g

Guide
SIC-S Titanium frame
LRV Guide(Fuji)



SS 60 BIG PENCIL



SS 60 BIG PENCIL




SS 60 BIG PENCIL



SS 60 BIG PENCIL




SS 74 GIANT BAIT



SilverStream
BIG BAIT



SS 60 BIG PENCIL



SS 60 BIG PENCIL



SS 74 GIANT BAIT



RealCrescent

RealCrescent / Light Game

Horse-mackerel / Rock Fish / Seabream and more

The "Real Crescent" series has been finely honed to further enjoy deep and technical light game fishing.

They are equipped with the controllability and sensitivity to appreciate the technical jig-head games and also possess the power for anglers to enjoy targeting rockfish and bream. With the easy and light usability, anglers will be able to appreciate the sharp and powerful blank it possesses.

The high sensitivity, lightness, beautiful bend curve, and power will respond to each angler's needs for the light game. The new Real Crescent series is the next generation of basic light game rods.

We have carefully selected 4 models for the spinning and 3 models for the overhead reel tackle. All models are highly versatile with the potential to target various species in various fields for the light game. We hope you can experience our Real Crescent models to strive for the next stage in light game fishing. (All models equipped with Torzite K guides and NANOALLOY® Technology blank)

Spinning model

RealCrescent RC-55 / Spinning Model

This is an ideal model for use with a simple jig-head rig. Overall, it has a sharp feeling to it, but with the use of the NANOALLOY® material, the highly repulsive nature of the blank will bend nicely during the cast. The highly sensitive characteristics of the blank will not only transmit the information on the bite but also the subtle water pressure differences through the blank. Anglers will be able to utilize PE, nylon, fluorocarbon, and ester lines.

RealCrescent RC-65 / Spinning Model

This is the standard model that stands as the core for the spinning model. Anglers will be able to experience seamless usage through the fast tapered rod with a flexible tip, resilient belly, and strong butt section. It is a versatile rod for use in various fields with the use of simple jig-head rigs, plugs, Carolina rigs, and even light wind techniques.

RealCrescent RC-75 / Spinning Model

It possesses the sharpest feel of the blank in the Real Crescent series for use in not only Aji and Mebaru (Rock fish) targets, but also for various species of rockfish, bream, and for the light seabass game. The sharp tip section will transmit vital information on the current while enabling anglers to use Carolina rigs, Texas rigs, plugs, and metal jigs with a high response. The strong butt section of the rod can deal with unexpectedly large rockfish and bream measuring over 50cm.

RealCrescent RC-81 / Spinning Model

This is a long length model designed mainly for use with Carolina rigs and floating rigs, but is also great with 3-5g jig-heads. Compared to the RC-75, the stiffness of the tip section has been reduced for a lighter feel when in use. With its highly sensitive nature, it is an ideal rod for anglers to search the deeper area at great distances.



Overhead reel model

RealCrescent RC-57 / Bait Model

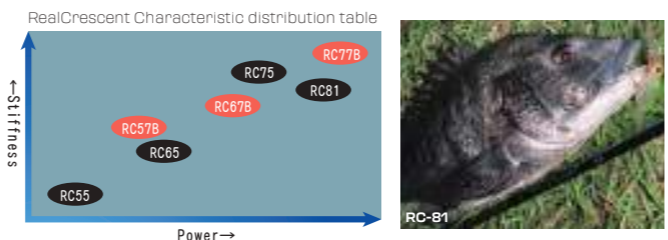
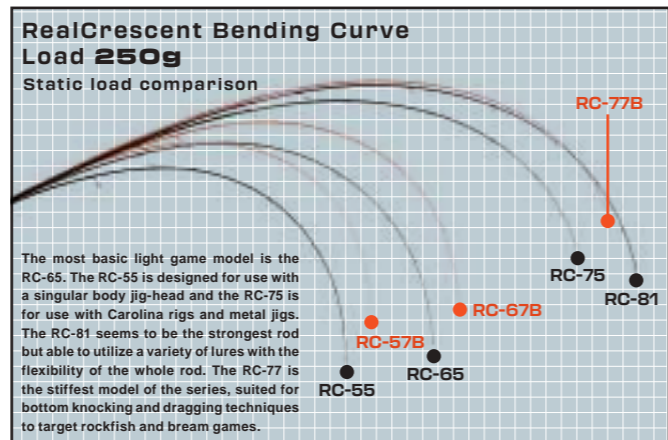
Despite the stiff characteristics of the blank to exhibit the nature of an overhead reel model, it is a finesse model with an outstanding cast-feel. We have designed the rod so anglers can easily load the rod to cast with jig-head rigs weighing less than 1g. It is also ideal for fishing styles that require sensitivity during the retrieval, such as dead slow retrieval of super light lures.

RealCrescent RC-67 / Bait Model

This is the most basic model for the light game overhead reel-tackle fishing. With the fast tapered flexible tip section and stiff belly to butt section, anglers will not only be able to cast and control light jig-head rigs but also utilize various rigs, plugs, and metal jigs stress-free. This next generation light game rod will enable anglers to capitalize on the biggest asset of the overhead reel by releasing the clutch while using the lift and fall techniques and drifting techniques.


RealCrescent RC-77 / Bait Model

This is the middle class overhead reel model to target various species of rockfish, bream, and seabass. It is an ideal light game rod to cover various species and fishing styles using "bottom-dragging", "Lift and Fall" techniques with plugs to induce those reaction bites. The whole rod has been designed to be stiff to the tip, enabling anglers to cast lures up to 15g and rip those monstrous fish off the bottom with its outstanding butt power.



ROD DETAIL Please refer to the list on page 58 to check details of rod specifications.

Reel Seat : Spinning model VSS16 / Overhead reel model PMTS17 (Fuji)
 ※A=Whole length of grip B=Length from reel foot to end of grip when reel is equipped



RealCrescent RC-55 Spinning Model	RealCrescent RC-65 Spinning Model	RealCrescent RC-75 Spinning Model	RealCrescent RC-81 Spinning Model	RealCrescent RC-57 Overhead reel Model	RealCrescent RC-67 Overhead reel Model	RealCrescent RC-77 Overhead reel Model
Lure JH 0.2~3g Line PE 0.2~0.4 FC-NY ~3lb	Lure JH 0.3~6g Plug 1.8~4.5g Line PE 0.2~0.4 FC-NY ~3lb	Lure Rig 2~14g Plug 2.5~11g Line PE 0.3~0.8	Lure 2~17g Line PE 0.4~0.8	Lure 0.5~5g Line PE 0.2~0.5	Lure 0.8~8g Line PE 0.3~0.6	Lure 2~15g Line PE 0.4~0.8
Price :	Price :	Price :	Price :	Price :	Price :	Price :
Length: 5ft 5in Closed Length: 853mm Weight: 54g Guide TORZITE Titanium frame K Guide (Fuji)	Length: 6ft 5in Closed Length: 1004mm Weight: 61g Guide TORZITE Titanium frame K Guide (Fuji)	Length: 7ft 5in Closed Length: 1157mm Weight: 79g Guide TORZITE Titanium frame K Guide (Fuji)	Length: 8ft 1in Closed Length: 1265mm Weight: 86g Guide TORZITE Titanium frame K Guide (Fuji)	Length: 5ft 7in Closed Length: 876mm Weight: 69g Guide TORZITE Titanium frame K Guide + RV Guide (Fuji)	Length: 6ft 7in Closed Length: 1025mm Weight: 78g Guide TORZITE Titanium frame K Guide + LRV Guide (Fuji)	Length: 7ft 7in Closed Length: 1190mm Weight: 92g Guide TORZITE Titanium frame K Guide + LRV Guide (Fuji)



Move on

All products designed by RippleFisher

Hand Craft
Ripple Fisher

RippleFisher Original
Goods, Gears & Custom Color Options



Ripple Fisher

RippleFisher Engineered GEARS Collection

Ripple Fisher
FOR PROFESSIONAL ANGLERS

Hand Craft
Ripple Fisher

JUST ANGLE
WITH RIPPLE FISH

Ripple Fisher

2023 NEW RF Reel & Spool System Bag

Price :

- Outer dimensions : 42×31.5×14.5 (cm)
- Color : Black
- Accessories : Partition (can be cut)
(Large size 40cm×5pcs, Medium size 19cm×2pcs, Small size 10cm×6pcs)



- [Example of reel storage]
- **Casting (Large size class/SW)**
2 units of #14000 or 18000 class reels + 4 pcs of spare spools
 - **Jigging (Medium size class / SW)**
2 units of #6000 class reels + 2 units of #8000 class reels + 1 pc of spare spool
 - **Seabass**
3 units of #4000, C5000 to SW5000 class reels + 2 units of #200 to 400 class bait casting reels
 - **Light game**
6 units of #1000-2500 class reels or 6 units of finesse bait casting reels + 5 pcs of spare spools



more detail

RF Land Base Fishing Bag

Price :

- Size : 1940mm×140mm×140mm
- Weight : 2430g
- Storage guide: Products with a closed size up to 1900 mm
- Name plate included / Material: Stainless steel SUS316L



This is an ideal rod bag to store your rods when going on land-based fishing trips. We have given the bag ample strength for hard use on the rocks and handling on the boat when jumping off onto the rocks. It can stow 3-4 long big game rods (Runner/Exceed Final Standup etc.) Furthermore, it is able to fit the RF multi shaft and other goodies you may want to take on fishing trips.



more detail

RippleFisher × Stream Trail RF Waterproof Back Pack

Price :

- Model : Stream Trail / DRY TANK 60L D2
- Size : W39×D34×H62.5cm Capacity : 60L
- Material: Tarpaulin, polyester (bag body)
- Color: Black



more detail

RF Knot Tightener

Price :



- Size
Large • Length : 167mm / Diameter : 25mm
Small • Length : 147mm / Diameter : 21mm

※ The main body is constructed of High-Tensile Carbon Fibre covered with galvanized rubber



more detail

RF Multi Shaft

M / 2pcs Price :

- Expanded length : 2640mm Closed length : 1435mm ● Weight: 612g
- Tip diameter: 25mm (Measured top of metal part)
- Butt diameter: 30.5mm (Measured top of end rubber part)

L / 3pcs Price :

- Expanded length : 3900mm Closed length : 1435mm ● Weight: 765g
- Tip diameter: 22mm (Measured top of metal part)
- Butt diameter: 30.5mm (Measured top of end rubber part)



more detail

RF Extension Shaft Price :

An extension shaft is also available as an option, so it can be used in various situations.



- Length : 1360mm ● Weight : 217g ● Screw standard : W1/2 ● Bracket part : Stainless SUS 316L



more detail

RF MORI Price :

- Length : 1800mm ● Weight : Approx 545g
- material of spear part : Stainless SUS 316L / Attachment bracket material : SUS304 ● Screw standard : W1/2
- End cap : BRC ● Recommendation Harpoon head : ASANO Type MORIPPA / Type S MORIPPA



more detail

Harpoon quick release head with attached wire

Price :



- Length : Approx 525mm
- Harpoon head (2 types)
ASANO Type S
ASANO Type MORIPPA



more detail

2023 NEW RF Self-inflating Life Jacket / Waist belt type

Price :

- Waist belt type
YMG-9320RS
Color:Black
Size: Waist circumference
70~100cm



The U-shaped air chamber inflates smoothly and maintains a stable floating posture.



more detail

RF Self-inflating Life Jacket / Neck over type

Price :

- Neck over type
YMG-2520RS
Color:Black
Size:OSFA



more detail



2023 NEW RF Original T-Shirt

Price :

- Material: Cotton 100%
- Size : M • L • XL • 3L
- Color: Black / White



more detail

2023 NEW RF DRY T-Shirt

Price :

- Material: Polyester 100%
- Size : M • L • XL • 3L
- Color: Black / Khaki



more detail

2023 NEW RF Cool Hoodie shirt

Price :

- Material:Nylon 91%
Polyurethane 9%
- Size : M • L • LL • 3L
- Color: Black / Smokey Blue



more detail

2023 NEW RF Jet Cap

Price :

- Material: Cotton 100%
- Size : OSFA
- Color: Black / Navy



more detail

2023 NEW RF Work Cap

Price :

- Material:
Outer-Polyester100%
Lining-Nylon100%
- Size : OSFA
- Color: Black / Gray



more detail

2023 NEW RF Flat Visor Cap

Price :

- Material: Cotton 100%
- Size : OSFA
- Color: Black / Navy
Charcoal Gray



more detail

RF Dry Polo Shirt

Price :



- Material: Polyester 100%
- Size : M • L • LL • 3L
- Color: Black / White / Navy

more detail

RF Shell Jacket

Price :



- Material:
ON-YO-NE Breathtech (3 layer)
- Size : M • L • O • BBO
- Color: Orange-Black
Gray-Black

more detail

RF Original Face Mask

Price :



- Material: Polyester 100%
- Size : OSFA
- Color: African design
(Light Gray)

more detail

RF Original Rod Belt

L size Price:
345mm (x2)

S size Price:
220mm (x2)



- Material: Neoprene

more detail

RF Original Wappen

Round 2 types
RunnerExcced×KingFish/FINALSTANDUP×GT

Price :



φ70mm

Square types Color : Navy / Black

L Size Price :

S Size Price :

L size/40x120mm
S size/22x80mm



more detail

RF Domed Sticker

Price :

- Color : Silver
- Size : 54mm×122mm

A three-dimensional sticker made of dome shaped transparent resin that can be attached to tool boxes (top lid) such as Dokat and Meihou, lure cases, and even cars.



more detail

RF Cutting Sticker

- 80cm : 158mm×800mm
- 2colors : Blue/White

Price :

- 60cm : 117mm×600mm
- 4colors : Blue/White/Gold/Silver

Price :

- 30cm : 59mm×300mm
- 6colors : Blue/White/Gold/Silver
Neon orange/Neon pink

Price :

- 16cm : 32mm×160mm
- 7colors : Blue/White/Gold/Silver
Neon orange/Neon pink/Pearl White

Price :



more detail

RippleFisher Custom Color Option

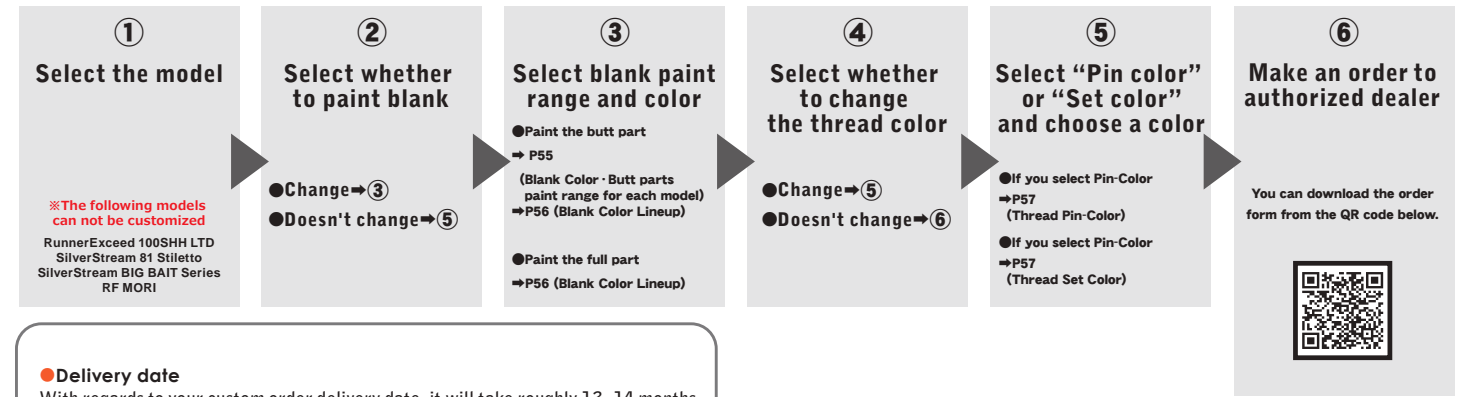
Ripple Fisher's products can be ordered in custom colors, except for some limited edition products. The custom options are limited to "the blank color", "the thread pin color" and "the thread set color". Please choose the color options for your customizations. The new colors for blank are added in 2023.

For details, please see pages 55-57.

※Please note that we do not accept custom request to change grip or guide options.



Color Custom Order Guide



● Delivery date

With regards to your custom order delivery date, it will take roughly 13~14 months depending on our production schedule.

● Changes and cancellation of custom order

Please note that basically we do not accept changes or cancellations of custom order after a month have passed since we have received order from retail shop or official agent. Thank you very much for your understanding.

RippleFisher Custom Color Detail page→

<https://ripplefisher.com/custom?lang=en>

Blank Color · About coating range

● Blank Color · Full paint (1pc model and Grip joint model)



● Blank Color · Full paint (2pcs&3pcs model)



● Blank Color · Only Butt section Paint (Please refer to images below about available range)



Blank Color · Butt parts paint range for each model

Ultimo



Aquila EX



OceanRidge



SELFISH NS 632



OceanArrow



RunnerExceed



MonsterImpact 113HH /4pcs



SilverStream



Multi shaft M · L (08.Silver color orders are not available)



Aquila ST/MLT/MST



BIG TUNA



GTX



SELFISH



MonsterImpact



Avarice



RealCrescent



※The color customization of the multi-shaft is only for the painting of the main body, and other part is not available the service.
 ※SilverStream 81 Stiletto, RunnerExceed 100SHH LTD, RF MORI color custom is not available.



BLANK COLOR LINEUP



● You can order color customization either whole blanks (from butt to top guide) or butt section only (range of model logo). Please select color from the chart.

If you customize butt section only, rest of blanks of it will be finished in original color.

The prices will differ from the standard colors (01~08) and "Maziora" color (09~11) to the Clear Color (12~14).

※ You can only select one color. We cannot accept requests for gradation, matt finish or changes between two colors.

※ If you choose the 08 (silver color), the logo print will be black.

※ Ultimo can also choose colors 01 to 11 other than clear color.

※ The clear colors are exclusive to Ultimo and cannot be selected for other models.

※ Please note that we have been trying to our best but the color of this chart may differ from actual color. It is also depend on type and setting of your monitor if you check it on web site. Thank you very much for your understanding.

※ Color custom is not available.

- RunnerExceed 100SHH LTD
- SilverStream 81 Stiletto
- SilverStream BIG BAIT Series
- RF MORI

Color custom Charge

Color Number 01~08

- 1piece full paint **10,000 yen** (01~08)
※ 1piece and 1&half model
- 2piece full paint **12,000 yen** (01~08)
- 3piece full paint **13,000 yen** (01~08)
- 4piece full paint **14,000 yen** (01~08)
- Only Butt section Paint **6,000 yen** (01~08)
- Multi Shaft **15,000 yen** (01~07)

Color Number 09~11 ※MAZIORA Color

- 1piece full paint **15,000 yen** (09~11)
※ 1piece and 1&half model
- 2piece full paint **18,000 yen** (09~11)
- 3piece full paint **19,000 yen** (09~11)
- 4piece full paint **20,000 yen** (09~11)
- Only Butt section Paint **9,000 yen** (09~11)
- Multi Shaft **20,000 yen** (09~11)

Color Number 12~14 ※Ultimo exclusive color

- Only Butt section Paint **6,000 yen** (12~14)

※ Clear colors (#12 to 14) can only be painted on the butt part of the Ultimo series. (Full paintings cannot be selected)

※ 04. Metal emerald blue is out of list and is a missing number.



01.Silver

02.Champagne Gold

03.Metallic Red

04.Metallic Copper

05.Metallic Pink

06.Metallic Blue

07.Metallic Gray

08.Black

※ Without pin-thread

Thread Pin-Color

● The "thread pin color custom" designs will comply with the original product's position.

※ If two colors are used in the standard product, a single color will be used for the custom color.

※ If you order a "thread pin color custom", the whole rod will be customized with the color you ordered.

※ The thread color of the multi shaft cannot be changed.

Thread Pin custom Charge

Color : 01~07 **2,000 yen**

Color : 08 (No pin thread) **1,000 yen**

※ Pin-Thread color custom is not available.

- RunnerExceed 100SHH LTD
- SilverStream 81 Stiletto
- SilverStream BIG BAIT Series
- RF MORI



01.Red Set (Main · Red/Sub · Black)



06.Purple Set (Main · Purple/Sub · Black)



02.Pink Set (Main · Pink/Sub · Black)



07.Emerald Set (Main · Emerald/Sub · Black)



03.Gold Set (Main · Gold/Sub · Black)




08.Lime Set (Main · Lime/Sub · Black)




04.Blue Set (Main · Blue/Sub · Black)



09.Light Gray Set (Main · Light Gray/Sub · Dark Gray)



05.Light Blue Set (Main · Light Blue/Sub · Navy)



10.Sky Blue Set (Main · Sky Blue/Sub · Dark Blue)

Thread Set Color

● For custom thread set colors, you can choose the thread colors (for guides and butt section) from the following set colors. The set colors comprise of the main color and the sub color. We do not accept requests to change around the main color and sub color.

※ Depending on the model of the rod, the color of the thread presented on top will differ if there is a under thread.

Please refer to the sample pictures on the right. (for the heavy game rods, there is a thread underneath the guides. For light to medium game rods, most models do not have this thread underneath the guides.)

※ We do not accept requests to change or alter the color of the pin thread.

※ The thread color of the multi shaft cannot be changed.

Thread Set Color custom Charge

• 01~10 **5,000 yen**

※ Thread Set-color custom is not available.

- RunnerExceed 100SHH LTD
- SilverStream 81 Stiletto
- SilverStream BIG BAIT Series
- RF MORI

Thread/01.Red Set Custom as an example ※ Main color · Red/Sub color · Black



※ No under thread applied model, main color (Red on 01) comes on top.

Table with columns: Series, Price, JAN CODE, S E C, R E F, Lt [feet], CL-Lt [mm], Wt [g], Lure, Line, Drag Max, Guides, Reel Seat, L O C K, Joint, Grip End, Carbon (%), Tip [mm], Butt [mm], Position [mm], Suitable reel size and others.

After Service & Support

Precautions for use

- Do not cast with a tangled line or line trouble in the reel. This may cause the rod to break.
● If you continue to reel in your rig (lure, popper, jig, etc) after it has reached the top guide, this will cause the rod to break.
● Beware of power cables, overhead power lines, or phone lines.

About the joint section of the rod

- The joint section of the rod of Ripple Fisher has been adjusted with high precision. If ferrule wax has been put on or connected rods without wiping salt water off, might cause fixation.
● If you force the joint section of the rod when joining together, this will cause cracking or splitting of the joints.

Maintenance and storage

- Wash the rod with running water to rid of any filth and salt. Then wipe off any excess water.
● Storage in well ventilated areas with no high temperature.
● Please do not leave the rod in your vehicle for long durations in summer.

Contents in this catalog

- Include accurate specifications of rods, written in accordance with the regulations set by the Japanese National Fishing Rod Fair Trade Conference.
● Prices and specifications listed in this catalog may be altered without warning.
● The colors presented in the pictures may differ from the actual color.

Requesting repairs

- Please be aware that personally modified rods will not be covered by warranty (even if it is within the warranty period).
● If you are requesting a repair, please send in the whole rod (not just the section of the breakage).

Hand Craft Ripple Fisher

Ripple Co.,LTD (Ripple Fisher)
945 Obaru, Yamaga City, Kumamoto Pref.
861-0543 JAPAN

E-mail : info@ripplefisher.com

https://ripplefisher.com/

QR codes and social media icons for RippleFisher Official Web Site, YouTube Channel, Instagram, Facebook.

Details of notation - Reel/S=Spinning B=Overhead reel Lure/Com/W=Comfort Weight Guide/TZ=TORZITE ring ST=Stainless frame Ti=Titanium frame OC=Ocean guide (Only SIC) K=K guide
Grip end/ BRC=Rubber material Cap EVA=EVA resin material Cap Lock nut/U=Up lock D=Down lock Joint/Spigot=Spigot Ferrule Put over=Put over Ferrule 1&H=Grip Joint T-Type=Telescopic Type
Tip(mm)/Diameter of just below top guide Butt(mm)&Position(mm)/ Position(mm) stand for the length from end of grip to point that is measured for Butt(mm)
● The rod weight notation with ※ is the weight of the prototype model, and may differ slightly from the product weight notation.
● SIC-S ring is up dated model of SIC guide. Some of RippleFisher products are currently on switching from SIC guide to SIC-S ring guide. Depend on products, there SIC models and SIC-S ring models are existed in the market.
Please understand that we do not accept exchange to rod with other type of guide ring.

※Please note and look out for our news on Limited Edition or Limited production run for certain models and all these can be found in our English website (Staff blog), facebook news feed or production news.