

JUST ARMED WITH RIPPLEFISHER



Ultimo
Aquila

BIG TUNA

OceanRidge

GTXpedition

SELFISH

OceanArrow

RunnerExceed

FINAL STAND UP

MonsterImpact

Avarice

SilverStream

RealCrescent

Ripple Fisher

Like no other

<https://ripplefisher.com/>



Clean Our Ocean
Let's do our part!!

Dealer

RIPPLE FISHER

FOR PROFESSIONAL ANGLERS

2023



Hand Craft
Ripple Fisher

HANDCRAFTED IN JAPAN / SINCE 1997

English version

CUTTING EDGE CREATION

Hand Craft
Ripple Fisher

RIPPLEFISHER

2023

Contents

Boat Casting

P 8 Ultimo / *2023 New Series*

P14 Aquila

P19 BIG TUNA

P22 OceanRidge & GTXpedition

Jigging

P25 SELFISH

P29 OceanArrow

Rocky Shore Casting

P32 RunnerExceed / *New Model*

P40 MonsterImpact & Avarice

Shore Casting / River & Surf

P42 SilverStream

Light Game

P46 RealCrescent

Others

P49 Gear & Goods

P54 Custom Color Option

P58 All Lineup Details

P59 Repair Service & About Us



LIKE NO OTHER

“LIKE NO OTHER”

The words “Like no other” and “One and only” are simple words, but for us craftsmen at Ripplefisher, these words are paramount and they are our guiding principles.

There are countless categories of fishing rods on the world market today depending on what you are targeting or how you approach your targets. Although fishing rods are industrial products built up of Carbon material, they are not created with a simple push of a button. The end product will be determined depending on the equipment in the factory and skills and precision of the craftsmen.

At Ripplefisher, we proudly produce our rods in our in-house manufacturing facility in Japan to strive for greater heights. However, in order to attract users from around the globe, it is imperative for us to produce rods which are unique to Ripplefisher.

So what is unique to Ripplefisher? Well, to put it simply, we strive to create fishing gear that will forever evolve and challenge the limits.

The forming technology and design technology of our carbon blanks at Ripplefisher are continuously evolving through the utilization of new emerging carbon material and our design engineering.

We ask ourselves on a daily basis, whether our already high standard products can further evolve. Can we reach new heights by creating rods from a different angle? Unless we do so, we will be left behind by the ever evolving fishing industry and techniques of fishermen around the world.

The Ultimo series for the boat casting game will be rebuilt in 2023. The product mirrors those needs in the field where anglers are required to cast farther with the least amount of effort.

In addition, we have also added the short 83HH rod in the RunnerExceed FINAL-STAND-UP series for anglers to challenge their limits against the monstrous blue-runners off the rocks. We will continue to strive forward to further the evolution of rods which only Ripplefisher can produce.

We hope that anglers will recognize the efforts we put into our rods to create the “one and only”.

Exceed the Limit

BOAT CASTING

2023 New Series

Ultimo

for Kingfish and GT

Aquila

for Kingfish and more

BIG TUNA

for Tuna

OceanRidge

for GT

GTXpedition

for GT

JIGGING

SELFISH

for Bluerunner and more

OceanArrow

for Tuna and Marlin, Grouper

NEW HORIZON

NEW ULTIMO



2023 REBORN

RippleFisher create a new generation of Boat-Casting Game.

Ultimo

Ultimo / Boat Casting

Giant trevally / Kingfish

The Ultimo series will be reborn in 2023 as the most advanced boat casting rod series. The boat casting game scene is evolving and changing on a daily basis and in order to meet the needs of the anglers in the field, we have broadened the lineup of rods for more specialized situations. For the new series, we have focused our attention on the standard performances of these rods. The core values are simply to be light and have outstanding casting distance.

The new models to be released in 2023 for the Ultimo series include the 82ML, 83M and 710MH. We have given each model unique characteristics and absolute performance to reach the pinnacle of boat casting rods for Ripplefisher. Compared to the old models which were specifically to target GT, the new Ultimo series are designed for both GT and Kingfish. The rods are highly well balanced, light, able to cast well and equipped with outstanding butt power to overcome the powerful thrashing of the monstrous fish.

We hope you can first handedly experience the evolution of our new Ultimo series and be ahead of the game in the ever changing boat casting game scene.

Ultimo 82ML

This model is ideal for top water GT and Kingfish game for anglers to utilize diving pencils, as it is equipped with a sensitive flexible tip to reduce handling error of the lure and stiff blank characteristics seen in ML class rods. The blanks followability is extremely high as it will easily bend in as soon as the raging large fish starts running and it is designed to bring out its true strength of the butt with little strain on the angler.

The lifting ability of the butt section of the rod will outperform its line-class specifications in highly rugged dangerous areas.

Thanks to the medium light class blank design, the light casting feel and highly well balanced rod will assist anglers in the highly strenuous big casting game.

Lure **Comfort weight 70~120g** Line MAX **PE 6**

Drag Max **12kg/45°**

Price :

Length: 8ft 2in Closed Length: 1790mm Proto Weight: 358g

Guide SIC-S Titanium frame K Guide + SIC RV-Guide(Fuji)



Ultimo 83M

This will be your standard model with a total balance of casting feel, controllability and fighting performance factors required to target GT and Kingfish. Anglers will easily be able to sharply cast out diving pencils and poppers around 240mm while lightly and effectively maneuvering the lure through the manually handling blank. Once the rod is loaded with the weight of the fish, it will bend in nicely and allow anglers to put their weight behind the rod to efficiently lift the fish with the responsive strength of the blank. It is ideal for not only GT but also great for aggressively fighting the large kingfish in shallow areas.


Lure **Comfort weight 80~140g** Line MAX **PE 7**

Drag Max **13kg/45°**

Price :

Length: 8ft 3in Closed Length: 1815mm Proto Weight: 378g

Guide SIC-S Titanium frame K Guide + SIC RV-Guide(Fuji)





Ultimo 710MH

The sharp and stiff blank will allow anglers to easily handle large diving pencils, jerk up sinking pencils from the depths and efficiently and lightly produce splashes with medium mouthed poppers around 260mm in difficult conditions where the use of a variety of lures is required. The short length light feeling 7.10ft rod is well suited for casting from the stern of large fishing charter boats where there is little space to swing your rod around. The torque of the outstanding butt power will smoothly intensify with the weight transition of the angler enabling you to stop the massive fish and take initiative of the fight. It is a new generation power rod with contradicting characteristics of lightness and medium heavy power class which can easily be utilized by anglers with a smaller build.

Lure **Comfort weight 80~160g** Line MAX **PE 8**

Drag Max **15kg/45°**

Price :

Length: 7ft 10in Closed Length: 1685mm Proto Weight: 376g
Guide SiC-S Titanium frame K Guide + SiC RV-Guide(Fuji)



Ultimo

ROD DETAIL Please refer to the list on **page 58** to check details of rod specifications.

Reel Seat : **DPS20** (Fuji)

※A=Whole length of grip B=Length from reel foot to end of grip when reel is equipped

Ultimo DETAILS

The spirit of the new Ultimo lies in the distinguished casting distance the blank produces. It is the flagship model of Ripplefishers boat casting game rods with carefully selected guide settings, coloring and components.

•The logo for the Ultimo is metallic silver and the model name is in matt color under the butt guide.

•For all models, we have utilized SiC-S titanium frame K+SiC-RV guides for optimal excretion of the line.

•Titanium ring attached under the reel-seat with model name engraved.

•By inserting a resinous ring in the grip end rubber cap, it will drastically reduce the grip end being stuck in the gimble belt (fighting belt) during the fight, allowing for a smooth fight to landing of the fish.

BLANK DESIGN



MODEL NAME PRINT




GUIDE / RV Guide(Fuji)



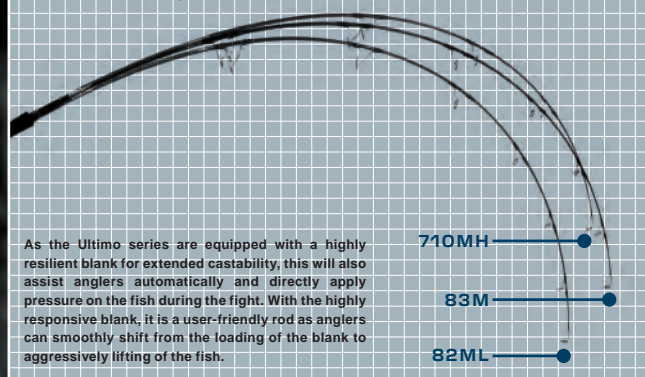
REEL SEAT TITANIUM RING / Laser engraving



GRIP END / Special specification+Rubber Cap with Anti-Stuck ring

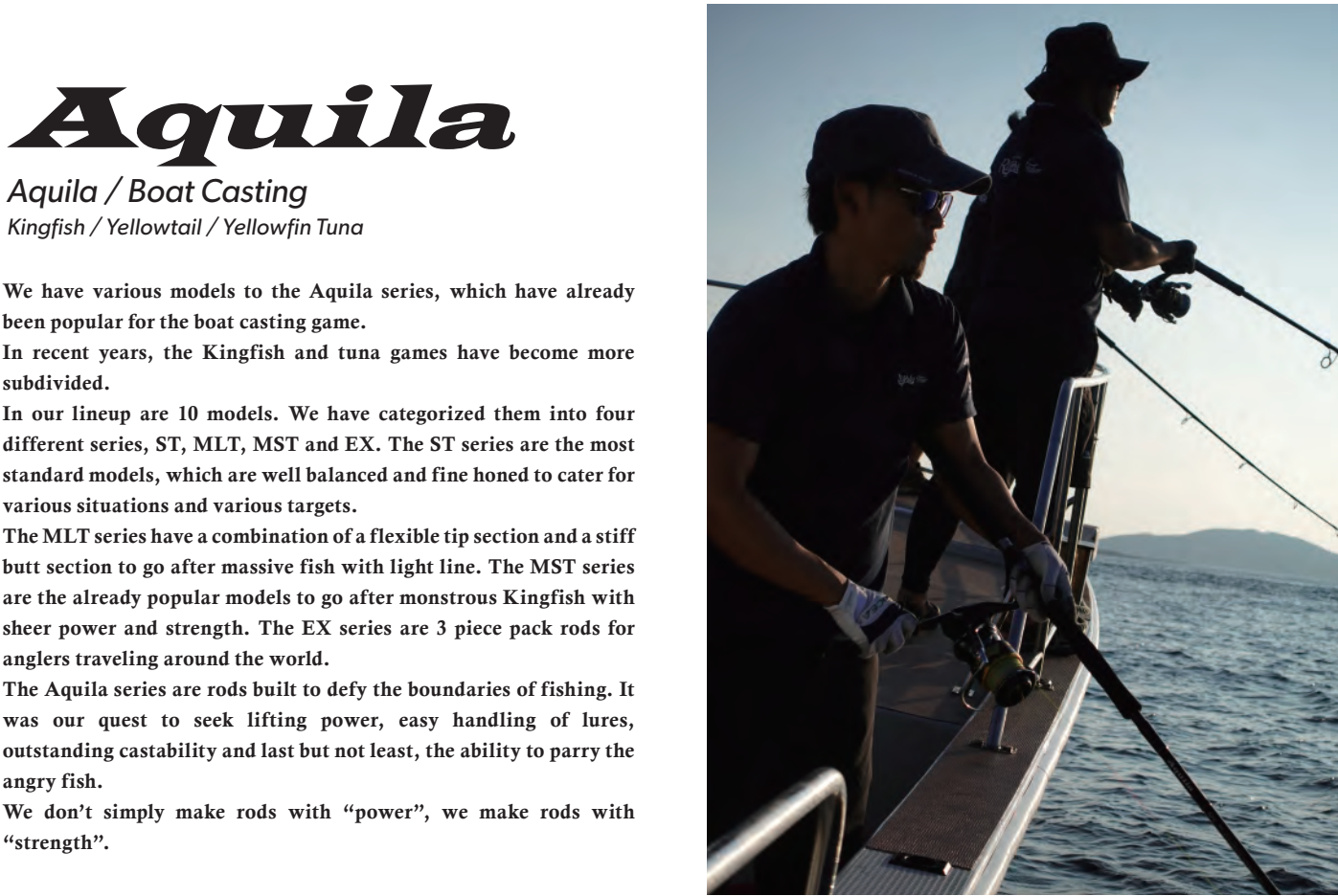


Ultimo Load 6kg Static load comparison



Precautions for comparing bending curves

※The bending curves presented in the diagram are all set with a reel while loading the blank with a static load. Please note that this diagram does not indicate the repulsive force of the rod. Also, the bending curve of the rod does not fully exhibit the rods characteristics. For a more comprehensive understanding of the rods true characteristics, please take into consideration the bending curve, rod specification and comparison of characteristics. The load on the body will feel different for each individual bending the rod. The Static load comparison is simply a reference.



Kingfish / Yellowtail / Yellowfin Tuna

We don't simply make rods with "power", we make rods with "strength".

The Aquila ST series are models which have had all the standard yet important factors for their casting game fused together at a high dimension. Specifically, the standard performances of casting, lure maneuverability, hooking up the fish and fighting. They have a sharp feeling and once the rods are loaded with the fish, the bending curve will gradually transfer towards the angler, allowing for a steady fight utilizing the butt power to maintain the initiative of the fight. We've prepared 3 power classes of PE #3, #4 and #6 to cater for various species and situations.

The shorter rod length is designed for easy handling and casting for use on small - medium size boats. The tip section has sufficient stiffness, yet allows anglers to cast smaller size top water plugs to maneuver on the surface. It is an ideal rod for targeting bonitos, yellowtails and Kingfish, which require subtle lure control with light line. For those who own boats, you can target various species with this single versatile short length rod.

This medium powered rod is your PE4 class casting rod for your local waters. Once loaded, the rod bends smoothly towards the butt section, creating a beautiful arc. Although it has a sharp feeling, the slow-tapered rod is designed to bend towards the butt section to absorb the thrashing run and enable a stable fight against 10kg class Kingfish.

This ST85-6 have enough sharpness on blanks to deliver small lure like a bullet. Especially when you have to cast into boil of kingfish or tuna in head wind, you won't lose accuracy and you can deliver lure where you have wished to. It has been designed to be worked as like your arms on manipulating and provide you a stability on fighting.



The Aquila EX series are the ultimate 3-piece expedition pack rod without compromises. Today, anglers are flying around the world to target their dream species and the farther you go, the more limitations there are regarding your luggage. Through countless trial and error, the Aquila EX series have now come to shape and ready to travel with you wherever you go. We have prepared a PE3 and PE6 class models for use with a vast range of lures with a super sharp feel to it. Although they are 3 piece models, it possesses a sharp feel to it and anglers will be able to bend and load the butt section of the rod to stop the monstrous targets. We are confident that these models will help you catch those rare species at the most remote areas around the world.

The EX79-3 was designed with its sights on targets like the Cubera snapper, Roosterfish from Latin America and other exotic species that inhabit the various Amazon ponds in Asia. As you are limited with your tackle options when traveling the world, we have created this versatile rod for use with a vast range of lures from the large jig heads, poppers and diving pencils. The rod can be characterized as being a little stiffer compared to the ordinary grip joint rods, but it is a highly responsive rod also ideal for use in the casting game targeting the bonitos and yellowtails from smaller boats.

The EX83-6 is a model ideal as a light tackle rod for the GT game or Kingfish game. Through the countless testing phases, we were able to come up with a "flexible" tip section which is extremely rare for pack-roads, enabling anglers to easily control the subtle action of middle size diving pencils. During the field-testing, the butt section was able to stop the run of the GT in shallow waters of 6m, while the rest of the rod bending and absorbing the power of the angry GT. The rod has proven itself that it can be one of your trusted main weapons for your exotic expeditions around the world.



The Aquila M5T series have been designed for those anglers with their sights on monstrous Kingfish. The main purpose of these rods are to enable anglers to go head to head with super-sized fish with the use of strong PE7–8 class line and large lures for situations when the targets are feeding on large bait fish like, dorados, needle fish, flying fish etc. These rods are not just a stiff stick with power. On the contrary, in order to deal with sudden dives of the Kingfish, they have been designed with the bending point to transfer towards the angler as more load is applied to the blank. It is a user-friendly rod for any angler to use as you can load your weight on the rod by bending your knees during the fight. **※The + symbol next to the power class indicates that the power and tenacity has been added to the usual power class.**

This is a model for anglers targeting supersize Kingfish with the use of 40g-120g lures. Although it is categorized as a power model, the lightness of the rod will allow anglers to cast all day long and freely pursue the lightning speed Kingfish. As the bending point transfers towards the angler once hooked up, anglers will be able to conduct a steady fight by countering your body weight against the fish by lowering your hips and loading the rod even when you're almost against the bow railing. Furthermore, the length of the rod will also assist you when conducting long casts towards feeding tuna.

This model is especially designed for anglers who face the dorado pattern, requiring them to utilize large lures up to 180g for the supersize Kingfish. It is also ideal for those anglers who like to go head to head with powerful fish in shallow areas. The underlying power of the rod also allows you to utilize this rod for the GT game. Compared to the ordinary GT rods, this rod will bend over more naturally, which is ideal for smaller/shorter and even female anglers.

In the ever evolving Kingfish game, the need to use large lures has increased with the target feeding on large size bait-fish. The MST82-9+ was designed to enable anglers to fully-cast lures exceeding 240mm while easily controlling and maneuvering these mammoth lures. Furthermore, the Aquila MST series are especially designed to tenaciously bend-in while demonstrating outstanding lifting power when fighting against monstrous Kings in rough terrain and gushing currents. Although we have designed the rod with easy utility, it is the strongest of the series and one will require ample body strength and experience to maximize its true potential. Having said that, we are confident that this rod will help anglers in the toughest of conditions, against the biggest of fish while using these large lures. We present this rod for those who are seeking monster-class Kings around the world.




The Aquila MLT series were developed for situations where your targets are feeding on super small baitfish (white bait) and require anglers to utilize lighter tackle or for situations where the fish are highly sensitive towards fishing vessels and require anglers to cast long distances. You can say that we had to fuse together contradicting features of casting and controlling light lures while possessing the power for large species and maintaining the initiative of massive fish during the fight. It is a new generation of rods designed to catch large species with light tackle, requiring anglers to maximize the strength of the line. This line-up of rods complements the compilation of models produced for our off-shore series.

※The 2/4 notation on the rod means the tip section is a PE2 class while the butt section is PE4 max. (3/6 means the tip is a PE3 class while the butt is a PE6 class)


The MLT82-2/4 has a tip section of a PE2 class, enabling anglers to accurately cast and control small - super small lures. It is an ideal model to overcome the challenging game where the white-bait are on the targets main menu. With its outstanding casting ability and controllability of the small lures, anglers will be able to reach great distances when casting and won't spook the fish from the presence of the boat. Although the tip section is light, the PE4 class butt section will enable anglers to maintain the initiative during the fight and lift the fish efficiently. Its versatility will allow anglers to target and land various species from the blue-runners, bonitos, dorados, and tuna. We hope this rod will assist those anglers who have been itching to cast smaller lures, farther, wider and with lighter line to catch your dream fish.

This is a model with increased power to PE6 class compared to the MLT82-2/4, but for use with small lures and light line. The tip section has the flexibility of a PE3 while the butt section possessing the power of a PE6. When comparing to the ordinary PE6 class rod, anglers will be able to swing through with less effort while increasing the accuracy and casting distance. The blank will bend over nicely once loaded yet possessing the underlying power to stop the monstrous fish. During the testing of this model, we were able to catch a 47kg yellowfin tuna in less than 10 minutes with a PE4 line. With the contradicting features of power (for lifting the fish) and flexibility (for casting and controlling smaller lures), you could say that this rod is at the pinnacle of Ripple Fishers' rod making technology.



Here are the comparisons of the Aquila series with a standard rod of 3kg. Aquila series have been categorized ST, MLT, MST and EX.ST which have versatility and well balanced MLT which is loaded flexibility on tip and strength on butt. MST which is employed massive power to keep huge kingfish under control and EX which is multi piece rod for Aquila series.

For the Aquila MLT series, we have prepared a specially designed short handle for those anglers who need to utilize under-arm casting when boarding large charter boats. The total length of the rod is approximately 7ft 10inches with the short handle. The short handle is sold separately and does not come with the rod.





AQ MST 82-9+



Aquila



AQ MST82-9+



AQ MST 82-9+



AQ MST 82-9+



AQ MST 711-8+



OceanRidge **BIG TUNA**

BIG TUNA / Tuna Boat Casting

Bluefin Tuna / Yellowfin Tuna

We have prepared a vast lineup to suit various situations in various locations for various size tuna in our BIGTUNA series. Each model is developed based on season, location, current, baitfish, size of target tuna in addition to anglers size/strength and style of fishing. BIGTUNA series are go against the ultimate target, we have models to “aggressively surface” the fish or “dodge” the attack of the fish. These models can be separated into the “aggressively surface” 83, 85, 710 and 73 models and to the “dodge” the thrashing of the fish for 85F, 87AS and 76 models. The vast lineup of models will cater for anglers of all ages and sizes. We hope you take a close look and analyze yourself, your fishing style, target size and area to choose the right rod for you.

The BIGTUNA series are rods that will support your Tuna casting game in Japan or internationally with characteristics and performances able to overcome the grueling fight against the tuna.

※Although the 76 is considered to be in the “dodge” the attack of the fish category, as it is a model to target the supersize tuna, the power the rod is similar to the “aggressively surface” models depending on your strength and build.

BIG TUNA 85F JAPAN Special / Light Class

This is a model capable of being high stuck while also being able to cast small lures a great distance. Anglers will be able to utilize lures ranging from 18g-120g and line ranging from PE3-6. We have given this rod a wide range to deal with the high pressure from anglers as well as to induce bites when the Tuna are feeding on small baits. Although it is classed as a light rod in the lineup, you will be able to land 50kg Yellowfin and Bluefin Tuna.

BIG TUNA 87AS JAPAN Special / Middle Class

As its name suggests, the AS (Accuracy Shoot) model is designed to accurately cast lures into the feeding fish. In addition to the steady blank kick-back after casting, we have equipped two RV guides on the butt enabling an extremely smooth line ejection from the reel through to the rod. The casting ability will support anglers when the feeding frenzy is far or in heavy conditions casting into the wind. It is not only able to cast large lures but the blank will also allow the use of small 40g size lures. This middle class rod will assist anglers with its taper design ideal to slowly but surely lift the fish from the deep while being able to high-stick the rod.

※If you prefer a more speedy fight (same size fish) we recommend the 83. (87AS is 1 rank lighter compared to the 83. Furthermore, the 87AS is a totally different model and design to the 87 which has been discontinued.)

BIG TUNA 83 JAPAN Special / Middle Class

This model was developed with “lure control” and “fight” as its main focus, but it goes without saying that casting is also outstanding. It is a PE6-8 middle class rod not only able to pinpoint cast but also able to utilize small mouthed diving poppers and diving pencils required for an attack. You will be able to realize the evolution of our BIG-TUNA series with its lightness and outstanding balance, allowing anglers to cast all day long. Furthermore, the bending point is set close to the body enabling anglers to easily bend in and capitalize on the butt power with little effort.

BIG TUNA Power Category	Model	Line	Lure
Light Class / Around PE6 is suited	85F	PE3~6	18~120g
Middle Class / Around PE8 is suited	87AS	PE5~8	40~150g
	83	PE6~8	40~150g
Heavy Class / Around PE10 is suited	85	PE6~12	40~160g
	710	PE6~12	40~160g
Power Class / Around PE12 is suited	73	PE8~12	60~180g
	76	PE8~12	60~180g

We have set the power category as follows in order for a more comprehensive understanding. The 85, 710, 73, 76 are all in the same line max category however the 73 and 76 have been designed with a higher breakage point suited for targeting 200kg class fish which are in a different power category from the 85 and 710.

BIG TUNA 85 JAPAN Special / Heavy Class

Remarkable characteristic of this model is sharpness without wobble when you cast. Comfortability for casting lure 50g to 100g and more without any stress and enough power are loaded on this 85. This can be recommended for blue fin tuna over 50kg on field as such as Tappi Aomori while taking advantage of sharpest feeling in this series.This is the power model that is well balanced while maintaining excellent casting feel.

BIG TUNA 710 JAPAN Special / Heavy Class

This rod is sharp when casting while possessing the tenacity and added lifting power. Although it is possible for anglers to high stick this rod to conserve energy, the lifting power will allow anglers to take initiative of the fight before it ends up becoming a long drawn-out battle. You could say that this rod will only show its true evolutionary characteristics to experienced anglers.

BIG TUNA 76 JAPAN Special / Power Class

This model is for anglers with their sights on Blue-fin tuna weighing over 200kg. Similar to the 73, this 76 is capable of not only casting large lures mostly used when the targets are feeding on dolphin fish (mahi-mahi), but also allows anglers to cast and control the lighter (60g) sinking pencils for smaller baits. The difference from the 73 will be the contrasting fight style. While possessing strong butt power to constantly apply pressure on the fish, we have drastically reduced the load on the angler by bringing the bending point closer to the angler, allowing for a prolonged fight.

BIG TUNA 73 JAPAN Special / Power Class

This model is for anglers with their sights on Blue-fin tuna weighing over 200kg. Its castability is next to non, able to accurately hit feeding targets with large lures most productive when they are feeding on dolphin fish (mahi-mahi). Being short in length and the stiffest model in the series, it is most suited for anglers who have confidence in their strength and ability to go head to head with the monstrous tuna.

