

LIKE  
NO  
OTHER

JUST ARMED WITH RIPPLEFISHER

**Runner Exceed**

FINAL STAND UP

**Monster Impact**

*Avarice*

*Silver Stream*

Silhouette Northern Flows RIBS EYE

*Real Crescent*

**BIG TUNA**

**Aquila**

*Ocean Ridge*

*GTXpedition*

**SELFISH**

*Ocean Arrow*

RIPPLE  
FISHER  
25 YEARS

SINCE 1997 HANDCRAFTED IN JAPAN

*Ripple Fisher*

<https://ripplefisher.com/>

HandCrafted in Japan  
SINCE 1997



Dealer

*Hand Craft*  
**Ripple Fisher**

RIPPLEFISHER FOR PROFESSIONAL ANGLERS 2022 PRODUCTS  
ENGLISH VERSION





**RIPPLE  
FISHER  
25YEARS**  
SINCE 1997 HANDCRAFTED IN JAPAN

## Challenge, innovation, strive for the future.

As of 2022, Ripple Fisher will have reached the 25th anniversary since our establishment. It all began 25 years ago when big game fishing began to take off in southern Japan and we started developing customized rods to meet the needs of local anglers. When looking back at our footsteps, Ripple Fisher has been developing alongside the history and evolution of salt-water lure fishing. As a manufacturer, we would like to say that we have been at the forefront of the evolution of lure fishing tackle, however, it is more like us chasing after the ever evolving skill of anglers.

Anglers who challenge the limits of fishing are extremely passionate and have a creative way of approaching varied situations. These anglers never cease to amaze us and we have been aiming to meet their needs by fine-tuning our rod building skills. 20 years ago, there were many targets that would have been impossible to catch with lures back then. Who would have thought that these species would be your ordinary target genre with so many anglers chasing after them these days.

We are grateful for the long journey we have traveled these past 25 years alongside passionate anglers and are also very proud of what we have achieved in this duration.

Not only have fishing rods, reels, lures, lines and the whole tackle system evolved dramatically in the past 25 years, but it has also resulted in the change of how we approach fishing. For anyone who is a saltwater fisherman, we know that this is not the end of evolution.

The vast sea around the world still have targets down in the deep that we have yet to challenge and will not be able to conquer with the current technology.

This is an amazing fact! Our goals are endless and we can continue chasing our dreams.

Our nature is fragile and we do have limited resources. If we look at it from this perspective, there will always be a conflict of interest between commercial fishermen and game fishermen. As fishermen together, there are many aspects of this industry we must consider and care about.

At Ripple Fisher, we wish to strive and move forward together with fishermen from around the globe, while challenging our limits, preserving, protecting and thinking about the environment,

*Hand Craft*  
**Ripple Fisher**  
FOR PROFESSIONAL ANGLERS



**LAND**  
RippleFisher Shore Game Lineup





# ROCK SHORE GAME

BlueRunner / Blackfin Seabass / and Other

**Runner Exceed**

FINAL STAND UP

**Monster Impact**

*Avarice*





# RunnerExceed

RunnerExceed / Rock Shore Casting  
King Fish / Yellow Tail / Greater Amberjack



## MAIN MODEL

The RunnerExceed series are land-based casting rods packed with characteristics required to go head to head with monstrous bluerunners off the rocks. Targets including your local yellowtails, kingfish, amberjacks to those GT, dogtooth tuna inhabiting the warmer waters. Our lineup of rods are designed with the capabilities to “catch” your dream fish in the harshest environments. Recently, the number of anglers targeting 20kg class kingfish have increased and are seeking not only the power in a rod, but also the least amount of strain on the angler. No matter how strong a rod may be, if the angler does not have the power to bend it, s/he will be in the disadvantage when fighting off the rocks. You can bend the rod and lift, stop the thrashing fish with its power, or technically fight the fish with the use of the long-leader system utilizing the overhead reel tackle setup. Each and every angler will have their own style but there is one thing in common and that is the “strength” the RunnerExceed series have. In 2022, we will be releasing the 95TC built with ultimate controllability of lures to overcome the most technical situations in the field. With strength in its genes, this new addition to the Runner Exceed line-up will allow anglers to exhibit their various techniques to induce that bite from the fish. We would like anglers who challenge themselves to the limits to first handedly experience the lightness, controlability, resilience and strength of the series when most needed during the fight.

### RunnerExceed 102M Nano PlugModel

This is the lighter plugging model the of the Runner Exceed lineup. With its soft tip section, anglers will be able to utilize lures ranging from 20g minnows, medium size diving pencil and even jigs weighing up to 90g when the bite range is far and deep. It is ideal for anglers targeting Kingfish and Amberjacks to 5kg and Yellow-tail weighing up to 10kg. The Nano blank will allow for a speedy and efficient fight using the repulsive force of the rod.

### RunnerExceed 104H Nano PlugModel

This land-based blue-runner rod was built with the purpose of practicality and power. The flexibility was the most important aspect for the development of the rod. While being able to easily control diving pencils through its soft tip, once the rod is loaded with the fish, it will exhibit its true power and potential. Compared to the current 103H, more flexibility is given to the belly section, allowing for anglers to lift the rod higher to withstand the final thrust of the fish in close range.

### RunnerExceed 110H Nano PlugModel

The 110H is a next generation plugging model for land-based anglers with a light feel but possessing the power of a HH class rod. With the outstanding rod balance, this rod draws a sharp contrast from those ordinary long length high powered models on the market. The flexible tip section brings about various positive attributes. Firstly, it eliminates any handling error of the lure in rough seas. Secondly, it will improve the hookup rate as the flexible tip section will follow through the bite. Finally, the flexible tip will allow for a wider range of lure selection and easier control of the lures by the angler. The blank is designed to support the balance of the angler during high pressure battles against large fish off the rocks by adequately bending in while possessing ample resilience in the butt section to lift the fish. The power of the butt section will help anglers when landing the fish by guiding the fish through rock formations and tide pools. Although it is classed as a ‘H’ class rod, the potential of the blank is comparable to the power of those ‘HH’ class rods, able to go head to head with Kingfish ranging from 10~15kg in shallow waters.



### RunnerExceed 911MH Nano

This versatile rod will allow anglers to utilize both jigs and plugs for any given situation and possesses the power to lift 3~4kg fish out of the water with the rod. With its ability to cast a mile with jigs up to 100g, the ideal length to maneuver the jig with the rod under your armpits and absolute balance and flex so the fish doesn't violently thrash about, this rod will surely be your next right arm.

2022 New Model

### RunnerExceed 95TC

The 94TC is a technical model with a highly responsive blank design to maneuver the lure on a next level. The developmental concept of this model was to enable anglers to utilize various lures including sinking minnow, poppers, diving-pencils and jigs to induce bites in difficult conditions when the sea is flat and the lure is highly visible. The light weight 9.4ft length rod has a MH class strength for fighting 5~10kg blue runners off the rocks. With its outstanding casting distance and highly well balanced characteristics, anglers can utilize this as your main rod or back-up rod for your more exotic expeditions. This 94TC will serve you in various fishing conditions and produce results in the toughest of times.

### RunnerExceed 103H

This is a power up model of the 911MH for use with both jigs and plugs targeting blue-runners around the 10kg mark. Although the cast feeling is sharp, the 103 length of the rod will load up nicely to apply pressure to the fish. For those anglers who prefer the use of plugs, the sharp casting feel will be ideal for you. Anglers will be able to utilize both poppers and pencil type lures with a more manual action.

### RunnerExceed 107BH Nano /Overhead reel Model

The blank itself is extremely flexible and tenacious yet possessing a sharp tip to belly section for accurate casting. The butt section is highly repulsive once loaded. Anglers are able to utilize various size lures while capitalizing on the advantages of the long-leader system with the use of either nylon or fluorocarbon leaders. Anglers won't be stretched even on bad footing and will help you target that dream monster class fish off the rocks. Although it is flexible enough to cast light plugs, anglers will be able to stop the violent run from 10kg + kingfish and lift the fish. Once the rod is loaded, the bending curve will slowly transfer towards the angler, allowing the rod to smoothly bend even with the smaller 3kg~6kg fish, yet possessing underling power for those monstrous fish.







## EXTREAM MODEL

For anglers who like the challenge of fishing from rocks or piers, this is the perfect rod when going after monsters such as GT, Dogtooth tuna, Amberjacks, Kingfish etc. Proper balance is essential and fishes often take advantage to bust your line should you fail to maintain tension on the line. This rod is good qualities of balance, bending and taper to maintain the lifting position. Both models of spinning and overhead are breakthroughs in blank design with superior characteristics.

RunnerExceed

### 100SHH LIMITED

Our goal was to create a rod that possess the power of an XH class rod while having the lightness of a H class blue-runner rod. The whole rod is stiff including the tip section, able to sharply cast out lures with the strong repulsive force from the blank. Anglers can not only comfortably cast and control large lures weighing 150g, but can also cast out smaller lures weighing 40g by loading the rod with the weight of the lure. With the strong repulsive force, the rod is also ideal for use with jigs. Anglers will easily be able to aggressively fight fish around 10kg with the outstanding lift power and tenacity. Compared to the Final Standup SXH, this 100SHH/LIMITED is milder on the anglers' body, bending more near the butt section for a more H class feeling of a rod. This is a highly resilient carbon rod not only ideal for anglers targeting monstrous size blue-runners but also great as a entry level land-based GT rod.

RunnerExceed

### FINAL STAND UP 100SXH

We created this rod for beginners but it will also satisfy the experts due to its ability of casting large lures ranging from 80gm – 150gm. With careful guide settings, it can handle long leaders. A carefully placed grip ensures a nice bend when loaded.

RunnerExceed

### FINAL STAND UP 105BXH / Overhead reel Model

This is an overhead reel rod created especially for the hardcore anglers who have mastered the art of casting and fighting at the highest level. This rod consistently delivers accurate and stress-free casting, handling an array of lures from pencil type to poppers and fighting fishes over 40kg and yet having enough power in its blank for more.

**To our dear customers,**  
Big game fishing from shores is a high-risk activity. Avoid fishing alone and always adopt a safety-first attitude. The fish that you hook up may be beyond your capabilities. As the fish is literally fighting for its life, bear in mind accidents can happen and always use the best fishing equipment and never overestimate your own strength and abilities.



RunnerExceed FINAL STAND UP 105BXH / Overhead reel Model

#### ROD DETAIL

Please refer to [page 16](#) to compare the bending curve of static loading.  
Please refer to the list on [page 58](#) to check details of rod specifications.

※A=Whole length of grip B=Length from reel foot to end of grip when reel is equipped



RunnerExceed 104H PlugModel



RunnerExceed 95TC

RunnerExceed 95TC







# MonsterImpact

## MonsterImpact / Shore Casting for Monster

Blackfin-Seabass / BlueRunner / Red Eye / Seabass

The MonsterImpact series are developed to go after unsized targets and specific situations. We have eliminated any aspect of versatility, but have given it specialized power and taper to assist the anglers who are challenging their limits.

Both the 101HH and 110HH are powered series designed to target Blackfin seabass of the rugged rocks but is not the easiest rod to swing around. Anglers are usually placed at a disadvantage in rough sea conditions and terrain, but we have given the rods ample strength to not only target monstrous Blackfin but also withstand the brunt of unexpected Blue runners. You will be able to utilize various size seabass minnows and lures but the overwhelming power will not be suitable for anglers who have yet to establish their Blackfin fishing skills. However, once you are experienced and ready, we are positive that this rod will be a great asset to those anglers who have their sights on lunker size fish.

As an additional release model the 90H spinning model for Seabass and Akame (Japanese Barramundis') utilizing heavy weight big-bait lures, but also the long-awaited power overhead reel model of 91BH. The rods are exceptionally light for its power class and are easily capable of landing meter plus Akame and super-size seabass feeding on large size baitfish.

In addition, we have also produced a 4 piece 113HH model, giving a big advantage for anglers in the initial approach to the rocks or even travelling around the world.

The world for the MonsterImpact series has expanded with the addition of these new power models.



### MonsterImpact 90H / Spinning Model

This is a specially tuned seabass model to easily cast through with big-baits (70g) and even small minnows from 20g. The butt section has been enhanced to easily stop lunker size seabass and Red-Eye (Japanese barramundi) that are feeding on large bait-fish (Sardines, gizzard shad, and mullets). We aimed to produce a rod where anglers will be able to enjoy casting large plugs a great distance. We present this ultimate spinning rod for the ultimate spinning anglers.

### MonsterImpact 91BH / Overhead reel Model

The blank of the 91BH has been shaped for accurate casting and controlling of big bait plugs up to 130g. Although it is a power class model, the sensitive blank will transmit the minor existence of 20g class minnows and will allow easy control. It basically has the same concept as the 90H spinning model but has a greater range of lure usage and allows anglers to utilize thicker and longer leader systems advantageous in overhead reel tackle settings. The direct controllability of the lures and consistent casting accuracy will surely help you further enjoy your big-bait game.

### MonsterImpact 101HH Nano / Spinning Model

Like the 110HH, this rod is also designed to target both the black-fin and blue runners but this 101HH is set more towards the blue-runners. In other words, it is for anglers who are targeting blue-runners and might want to also cast out a few small lures for the black-fin. The short length 10ft 1inch and its short grip has been set for use around flat rock formations, to increase the casting accuracy and balance. Although it is a rod for the black-fin, it can also be used for situations where the bait-fish are extremely small when targeting the blue-runners with smaller lures.

### MonsterImpact 110HH / Spinning Model

This model has been designed with the power to overcome both the blue-runners and the black-fin seabass. It is not simply a harder and stiffer rod, but will bend tenaciously with the sudden run of the Kingfish. It is also ideal for fishing in heavy seas and strong head winds to target the monster class black-fin. Although it is a powerful rod, the tip section has been build with some flexibility for anglers to punch out those smaller lures. The belly to butt section of the rod is a HH class and has the strongest power of the lineup.

### MonsterImpact 110HH HIRA / Overhead reel Model

This is the highly responsive overhead reel Hirasuzuki (Black-fin seabass) model with great casting capabilities. This HIRA overhead reel model is composed with light weight grip and guides to improve its balance, casting accuracy, lure and fish controllability, while being delicate and powerful at the same time. We present the holy grail of fishing rods to the hard-core anglers who strive to pursue the overhead reel style for their Hirasuzuki game.







### MonsterImpact 113HH 4pcs / Spinning Model

The 113HH is a powerful pack-rod which allows easier access to your fishing grounds to target Blackfin seabass and Blue-runners. The short 90cm separate length can be stowed in your backpack and by freeing both hands of any rods will help anglers safely reach some of the more remote and dangerous land-based fishing grounds. It is a versatile rod able to handle small minnows to medium size diving pencils with a seamless bending curve rarely seen in any 4 piece rod. The rod possesses contradicting qualities of both power in the butt section to stop the run of monstrous fish and flexibility in the belly section to avoid any hook offs. While being highly resilient this regular tapered blank will show its true potential in the most critical time. The MonsterImpact 113HH/4pcs rod comes with its own special rod bag and a useful neoprene rod bag for your fishing trips. The rod also fits nicely onto the RippleFisher waterproof backpack.



**ROD DETAIL** Please refer to **page 17** to compare the bending curve of static loading. Please refer to the list on **page 58** to check details of rod specifications.

※Those with NANO notation, NANOALLOY® technology of TORAY is loaded.  
※A=Whole length of grip B=Length from reel foot to end of grip when reel is equipped

 <p>A 543 mm B 429 mm</p>	 <p>A 640 mm B 440 mm</p>	 <p>A 624 mm B 441 mm</p>	 <p>A 645 mm B 466 mm</p>	 <p>A 670 mm B 470 mm</p>	 <p>A 645 mm B 466 mm</p>
<b>MonsterImpact 90H</b> Spinning Model	<b>MonsterImpact 91BH</b> Overhead reel Model	<b>MonsterImpact 101HH Nano</b> Spinning Model	<b>MonsterImpact 110HH</b> Spinning Model	<b>MonsterImpact 110HH HIRA</b> Overhead reel Model	<b>MonsterImpact 113HH 4pcs</b> Spinning Model
Lure <b>18~70g</b> Line <b>MAX PE 3</b> Length: 9ft Closed Length: 1410mm Weight: 193g Price :	Lure <b>20~130g</b> Line <b>MAX PE 5</b> Length: 9ft 1in Closed Length: 1428mm Weight: 212g Price :	Lure <b>MAX 60g</b> Line <b>MAX PE 3</b> Length: 10ft 1in Closed Length: 1585mm Weight: 270g Price :	Lure <b>MAX 60g</b> Line <b>MAX PE 3</b> Length: 11ft Closed Length: 1735mm Weight: 274g Price :	Lure <b>MAX 70g</b> Line <b>MAX PE 2.5</b> Length: 11ft Closed Length: 1735mm Weight: 270g Price :	Lure <b>MAX 70g</b> Line <b>MAX PE 3</b> Length: 11ft 3in Closed Length: 900mm Weight: 320g Price :





# Avarice

## Avarice / Black fin Seabass Game

Black fin Seabass

The Black-fin seabass game is conducted under harsh environmental conditions with strong head winds, heavy swells, complicated currents and uneven footing. The anglers have little advantage in these unforgiving conditions and the only way to overcome these factors are experience and the ability to analyze and make an efficient/good judgment in a given situation. We have added the sharpness by employing the Nano blank while fine tuning the standard capabilities as a black-fin seabass rod. Anglers will cut through the strong head winds and sew through the complicated currents. The highly sensitive blank will allow anglers to notice the subtle changes in current and flow to inform you of bite spots. Based on the blackfin seabass games foundation to “skillfully handle”, we have re-engineered the pattern and with the introduction of new material, Ripplefisher is proud to release the model fused with a sharp and light feeling.

### Avarice 103M Nano

This 103 length is light, easy to handle and is efficient when fishing from low rock formations or bolder rocks for the black-fin seabass or the normal seabass off the rocks and fishing from the surf for flounders. Although it is short in length, the blank will bend nicely to withhold the fish. This is a new generation of Black-fin seabass rod with the combined properties of long casting, butt power and the newly added element of light/easy handling.

### Avarice 110M Nano

Blackfin seabass with the most up to date engineering technology at Ripplefisher. It possesses a highly sensitive characteristics required to transmit the short bite of the blankfin seabass, while the flexible blank bends in to reduce hook-offs due to straightening of fragile hooks. The blank which possess the contradicting characteristics of flexibility and sharpness, allows anglers to sharply cast lures ranging from 10cm to those larger 40g lures. This new standard rod is not only suitable for monster class blackfin seabass, but also 5kg class blue runners and snappers off the rocks.

### Avarice 106MH Nano

It possesses a stronger butt section compared to the 103M and with its refined taper design, it maintains the easy handling of the rod while improving its castability. The bigger the fish on the other end of the line, the more power it will exert, constantly applying pressure on the fish to efficiently surface it. You will be able to first handedly experience how the carbon material has evolved from this 10ft 6inch blank packed with castability, loading power and controllability of the fish.

### Avarice 110H Nano

This is an almighty rod with its ideal length and power settings for use anywhere, anytime. It is capable of cutting through strong head winds, while having the ability to cast small lures to pinpoint accuracy and not to mention its overwhelming butt power. The Nano blank characteristics can be noticed in the contradicting nature of its sharpness when casting and its ability to bend nicely once it is loaded.



#### ROD DETAIL

Please refer to **page 17** to compare the bending curve of static loading.  
Please refer to the list on **page 58** to check details of rod specifications.

※Those with NANO notation, NANOALLOY® technology of TORAY is loaded.  
※A=Whole length of grip B=Length from reel foot to end of grip when reel is equipped







RunnerExceed 105BXH



RunnerExceed 95TC



MonsterImpact 90H

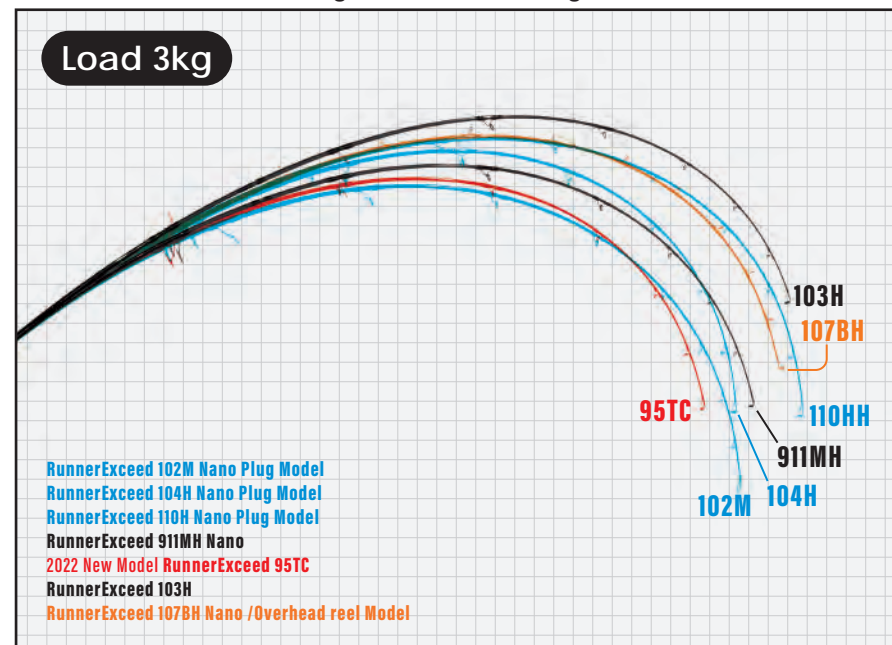


MonsterImpact 113HH

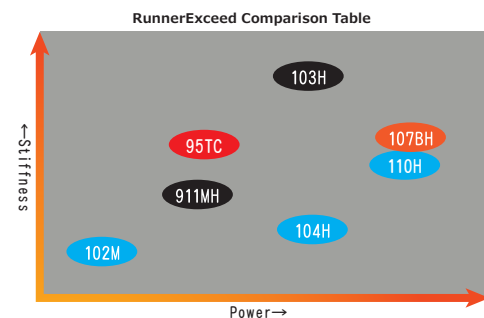


MonsterImpact 113HH

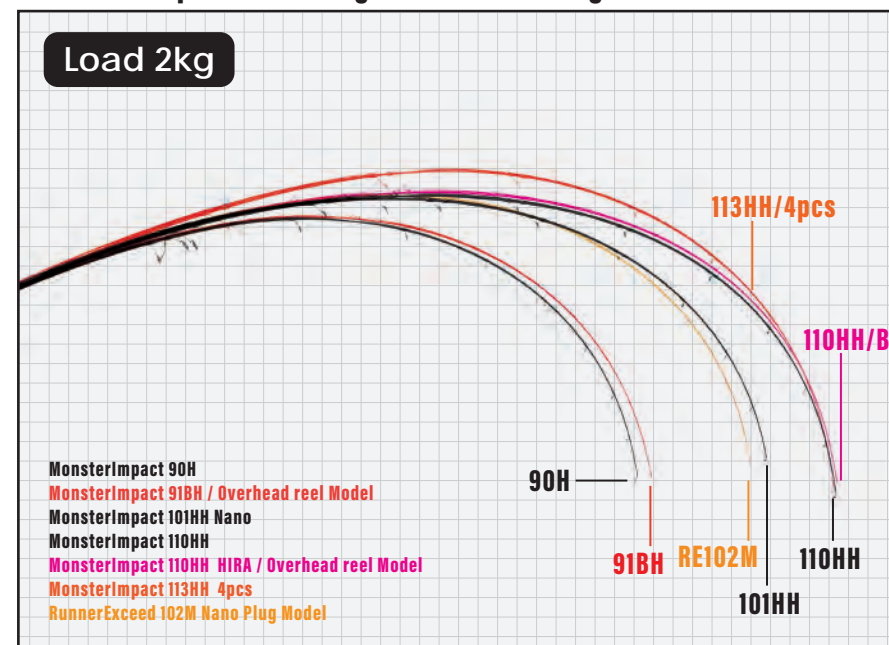
## RunnerExceed Bending Curve Load 3kg <Main Model>



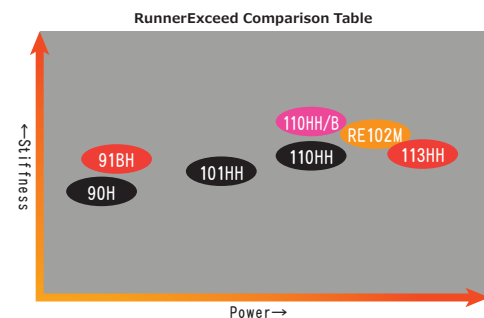
The picture illustrates the difference in the bending curve of the Runner Exceed series with a static load of 3kg. The new 95TC is a MH class rod comparable with the power of the 911MH, however the feeling of the rod is totally different. The 911MH built up with the Nano-alloy material in the blank is a more tenacious rod able to bend in easily. In contrast, the 95TC is a highly responsive rod with greater lifting power and has a sharper feel. In the comparison, you can see that the 95TC is bending more than the 911MH, however when casting and maneuvering the lure, the 95TC is able to control heavier lures. The difference in the bending curve can be attributed to the difference in length, blank material and design. If you would like a more automatic rod, we recommend the 911MH and the 95TC is a more manual maneuvering rod. Please refer to the graph below for "characteristics comparison".




## MonsterImpact Bending Curve Load 2kg



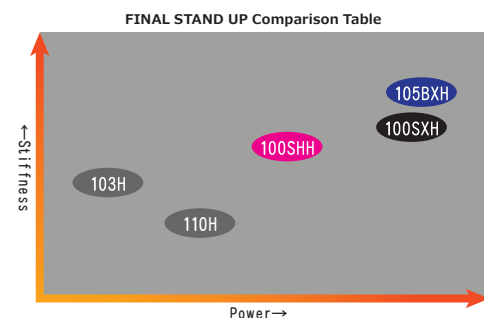
Here is an illustration of the 6 models in the MonsterImpact series with a static weight of 2kg. 91BH and 90H are designed for big-bait lures for lunker size seabass and Akame but have a light feeling like a seabass class rod. The 4 piece model of the 113HH is the most powerful of the lot with added strength and sharpness for Blackfin seabass and Blue-runners as its main targets. The other 101HH, 110HH and 110HH/B models are also developed to target both Blackfin seabass and Blue-runners. The 110HH and 110HH/B have the sharpest feel while possessing both power and tenacity. The 101HH is a similar power class to the above mentioned rods yet being more tenacious and bendy.




## RunnerExceed Bending Curve Load 5kg <Extream Model>



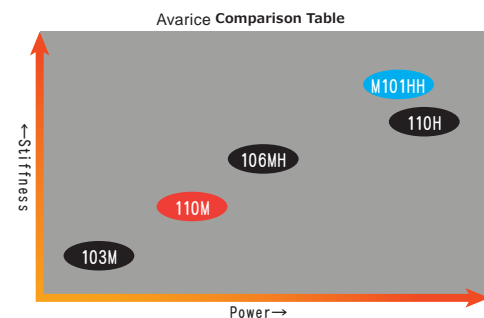
Presented here are static load of 5kg loaded onto the RunnerExceed Final Standup models. Final Standup are the ultimate land-based models to target the GT and other monstrous species off the rocks and the 105BHH and the 100SHH follow in the footsteps. Please refer to the comparison below to check for power settings. The 103H, 100SXH and 105BXH are equipped with overwhelming power and stiffness while the 104H, 100SHH and 105BHH are composed of the Nano blank that helps anglers endure the thrashing of the fish by loading the rod and utilizing its repulsive force to lift the fish. The 100SHH is especially a highly repulsive model with the unique composition of different types of carbon material. Although it is a powerful model, anglers will easily be able to cast and control their lures while possessing a contradictory sharp feel to its flexible blank.



## Avarice Bending Curve Load 2kg



Here are the bending curves of the Avarice series designed for blackfin seabass, loaded with a static weight of 2kg. As a reference, we have also included the MonsterImpact 101HH. The 110M is the long length power up version of the 103M. If you consider the 106MH and the 110H as having sharp casting for pinpoint shooting and being power models, you can say that the 110M is more flexible yet possessing the sharpness. The 103M is the most flexible and bendy of the series ideal for fishing around flat rocks. The 106MH is your standard blackfin model, with an extremely strong butt. The 110H is a model for use in tough field conditions and is easily able to surface blue runners in the 5kg class. When comparing the 110H and the MonsterImpact 101HH, the butt power of the 110H is evidently stronger but the tip section is delicate for use with smaller minnows.







# SHORE CASTING GAME

Seabass / Flatfish / Cherry Salmon / other  
Horse-mackerel / Rock Fish / Seabream

*SilverStream*  
Silberer Northern Flows REELTYPE  
*RealCrescent*





# SilverStream

SilverStream / Shore Casting  
Seabass / Flatfish / Cherry Salmon / other

## Stiletto・Flows・REDEYE

SilverStream has a lineup for various land-based fishing. "Stiletto" is a special model that has sharpened the high sensitivity performance to the limit. "Northern" which targets sea trout and sea salmon. 3 models in the Flows series to decipher the intricate current from its super sensitivity, 2 models in the Red-Eye series for the monstrous seabass and Akame (Japanese barramundis') and now the 2 models in the Northern series for use with metal jigs or jig-minnows to target the sea trout or sea salmon consist of our SilverStream lineup.



### SilverStream 81 Stiletto

The SilverStream 81 Stiletto is a super delicate and ultra sensitive specialized model built up with all 40t carbon materials. This ultra sensitive blank will transmit the slight changes in the flow of water and the drag against the lure, allowing for a swift hookup once the angler feels any subtle bites. The rod is ideal for nighttime wading where anglers are blind and require all senses in their body to feel for that change in current. Also when the target species are selective or feeding on small baitfish, this rod will assist anglers at the most critical times. If anglers have a clear goal and method, this rod will be your best weapon. The all 40t carbon blank not only allows anglers to cast out lures up to 28g but also enables the use of lighter (8g) sinking pencils while maintaining the sensitivity and controllability. This ultra sensitivity not only transmits the sharp "bite" type information efficiently but also the softer and more subtle information of "water flow". Our objective was to create a rod, which drastically reduces the time lag between the "bite" to the "hookup". In other words, the Stiletto is a super "high speed" rod that allows anglers to respond quicker through the ultra sensitive characteristics.

### SilverStream 810 Flows Nano

The 810 Flows is the core model of the series with its ideal length for seabass fishing equipped with a strong butt power. It is especially outstanding with its casting swing through and high sensitivity. Anglers will be able to decipher the subtle difference in current movements while maintaining the high response required for an efficient and effective hookup. It may seem a little too stiff when anglers initially take a hold, but once you are out in the field casting, retrieving and fighting the fish, it will bend nicely. With its high tolerance, the butt will still hold extra power even when fighting a monstrous seabass.

### SilverStream 96 Flows Nano

The 96 Flows is designed for use in large river systems, estuaries, surf casting and wading in the flats which require long distance casting of large lures. The balance of the rod is outstanding and anglers will not notice its 96 length. It also possesses a highly sensitive blank to feel for the slight change in currents. The 810 is a type of rod to conquer the current, where as the 96 is designed more to feel for the changes in current far away. The lightish tip section will allow anglers to not only utilize large lures but also various smaller minnows and vibration type lures. The concept for the Flows 96 is "distance" and "sensitivity".

### SilverStream 103 Flows Nano

The Flows 103 is a model designed for use off the rocks and surf casting which require the power and sharpness to cut through the strong head winds. It allows anglers to easily cast and trace smaller lures which weren't possible with the stronger black-fin models, while also having the power required to swing through with heavier lures. Even with its long length, the blank made up with the new NANOALLOY® technology has enabled the rod to maintain its sharpness. The unique characteristic of the Nano blank also exerts the underlying power once the rod is loaded with aunker size fish off rough rocks and heavy seas.



### SilverStream 87 RED EYE Nano

The 87 Red-Eye is a power rod we present to anglers targeting the monstrous seabass and the infamous Akame (Japanese red-eye barramundi) inhabiting the Shimanto River. It is not simply an over powered rod, but possesses a flexible tip enabling anglers to cast and control small to large minnows. The blank is tolerant and will lift the fish with its repulsive force while having great casting capabilities of large lures with the least amount of effort. Furthermore, the 87 is designed with a short length grip for easier usage in the wading game.

### SilverStream 97 RED EYE Nano

In contrast to the 87 Red-Eye, we have increased its power, ability to load the rod and castability. Although its concepts are the same as the 87, with the combined attributes of sensitivity and power, this model is most suited for a more extensive field. It's ideal to rip out massive Red-Eyes, but also seabass off the rocks, black-fin seabass nearing the estuaries, and lunker size seabass lurking around the tetrapod's. The response and high sensitivity required to instantaneously pull away the monstrous fish off the structures have been finely honed through the use of Nano material in the blank.

**ROD DETAIL** Please refer to [page 23](#) to compare the bending curve of static loading. Please refer to the list on [page 58](#) to check details of rod specifications.

※Those with NANO notation, NANOALLOY® technology of TORAY is loaded.  
※A=Whole length of grip B=Length from reel foot to end of grip when reel is equipped





## SilverStream Northern

In the northern area of Japan, anglers are mesmerized by land-based sea trout fishing. It is vital for the rod to be able to cast great distances to cover the vast area while possessing the lightness to prevent any loss of fish from ripping the lips.

The SilverStream Northern models are designed for use with jig-minnows and metal-jigs to cast out and cover a vast area to search for the fish. The long length rod which possess contradicting characteristics of lightness in the tip and outstanding butt power is not only designed for the sea-trout but also ideal to target flounders.

### SilverStream 106 Northern Nano

This model is ideal to cast metal jigs and jig minnows up to 50g in weight from rocky headlands and technical rock formations, which require a quick and tricky cast and retrieve. With its sharp characteristics, anglers will be able to cast accurately while controlling the jig at ease. Having said that, the rod will bend nicely once the rod is loaded and will prevent any loss of fish from the targets lip ripping. Furthermore, it possesses the butt power to aggressively stop the violent fish from diving into the rocks and structures.

### SilverStream 112 Northern

The 112 Northern is a sharp rod designed for long distance casting and will enable anglers to cast out metal jigs and jig minnows up to 60g from the surf and other major points by utilizing the whole rods repulsive force in strong head and side winds. With its high sensitivity, this rod will become your ultimate weapon when the fish are far and you need to search a vast area. Furthermore, the long rod length will help you avoid any rocks or structures near by and it also possesses the butt power to rip off the monstrous flounders from the seabed.



**ROD DETAIL** Please refer to the list on [page 58](#) to check details of rod specifications.

※Those with NANO notation, NANOALLOY® technology of TORAY is loaded.  
※A=Whole length of grip B=Length from reel foot to end of grip when reel is equipped



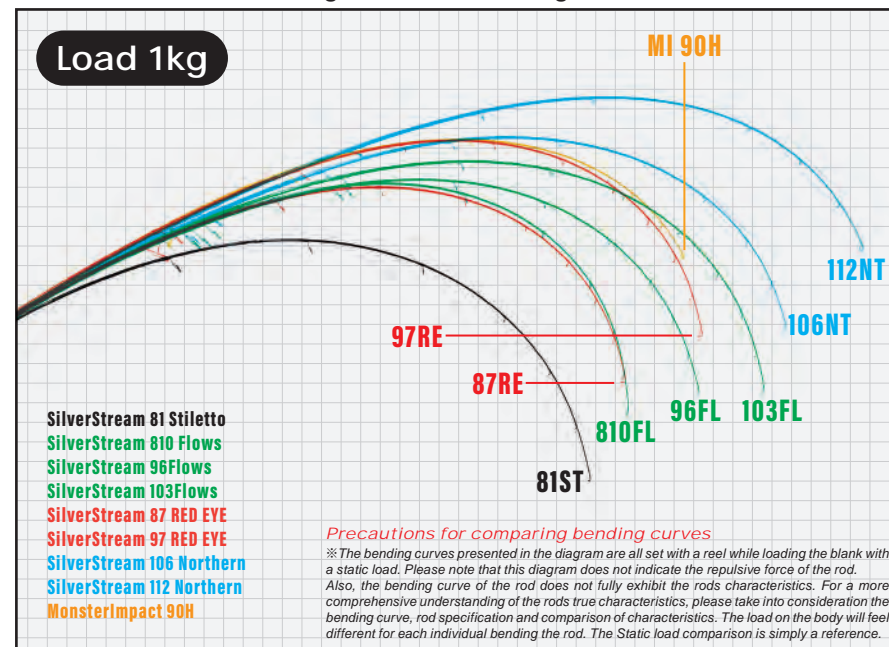
SilverStream  
**106**  
Northern / Nano

Lure  
**30~50g**  
Line  
**MAX PE 1.5**  
Length: 10ft 6in  
Closed Length: 1640mm  
Weight: 220g  
Price :

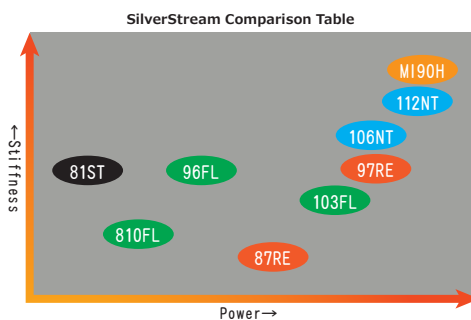
SilverStream  
**112**  
Northern

Lure  
**30~60g**  
Line  
**MAX PE 1.5**  
Length: 11ft 2in  
Closed Length: 1754mm  
Weight: 255g  
Price :

## SilverStream Bending Curve Load 1kg



Here are bending curves of the SilverStream series loaded with a static weight of 1kg. The 81 Stiletto is a high speed model to hookup the shortest bites through the super sensitive and super resilient characteristics built up with all 40t carbon. The 2 models of the Northern series are stiff rods built to cast heavy weight jigs and jig minnows, yet possessing sufficient flex to hookup the sea trout. The 3 models of the Flows series are all built to target seabass. The 810 is a regular to fast tapered highly sensitive model. The 96 is a stiff model suited for long range casting and the 103 is the long length model also able to target Flounders. The Redeye is a power model, designed to target both the seabass and Akame (Japanese barramundis) with a resilient and bendy characteristics. For your reference, we have also displayed the highly powerful MonsterImpact 90H suited for use with big lures. To cast with the Redeye, you can load the blank with the weight of the lure, whereas for the MI90H, you can cast by increasing you swing speed and utilizing the blanks stiffness/power.



Seabass Game Lineup New Arrival on Fall 2022



## SilverStream 2022 for BIG BAIT

### Big Pencil / Giant Bait Boat & Shore Seabass Game

The seabass game using gigantic big-baits are spreading like wildfire and anglers are lining up on the shoreline and on boats to get into the latest craze. At Ripple Fisher, we have previously released the big-bait rod as a limited edition in the SilverStream series but as of 2022, we will add 2 new models to our lineup. We have added the qualities required for this diverse and exciting big-bait seabass game. Please standby for release in Autumn 2022.

2022 New Model

### SilverStream 60 Big Pencil

This rod is designed to target seabass off-shore with the use of big-bait lures. Anglers will be able to cast and maneuver large pencils easily to induce bites from seabass feeding on massive bait-fish during specific seasons of the year. We are also planning to release a long-handle (sold separately). By attaching the long-handle, anglers will be able to easily cast and use the rod from the bow of the boat, in addition for use with land-based fishing. (The length of the rod with the long-handle will be 6.9ft)

2022 New Model

### SilverStream 74 Giant Bait

The 74 is a special model able to cast out super giant baits exceeding 300mm and 250g. The 74 is approximately two levels more powerful compared to the 60. While being able to over head cast super size joint-baits, anglers are also able to lightly control smaller 3oz lures. It is ideal to maneuver joint-baits with the sharp rod action and will outperform most rods off-shore and land-based.





# RealCrescent

## RealCrescent / Light Game

Horse-mackerel / Rock Fish / Seabream

The “Real Crescent” series have been finely honed to further enjoy the deep and technical light game fishing. They are equipped with the controllability and sensitivity to appreciate the technical jig-head games and also possess the power for anglers to enjoy targeting rockfish and bream. With the easy and light usability, anglers will be able to appreciate the sharp and powerful blank it possesses.

The high sensitivity, lightness, its beautiful bend curve and power will respond to each angler’s needs for the light game. The new Real Crescent series are the next generation of basic light game rods.

We have carefully selected 4 models in the spinning and 3 models for the overhead reel tackle. All models are highly versatile with the potential to target various species in various fields for the light game. We hope you can experience our Real Crescent models to strive for the next stage in light game fishing. (All models equipped with Torzite K guides and NANOALLOY® Technology blank)



### RealCrescent RC-55 / Spinning Model

This is an ideal model for use with a simple jig-head rig. Overall, it has a sharp feeling to it, but with the use of the NANOALLOY ® material, the highly repulsive nature of the blank will bend nicely during the cast. The highly sensitive characteristics of the blank will not only transmit the information on the bite but also the subtle water pressure differences through the blank. Anglers will be able to utilize PE, nylon, fluorocarbon and ester lines.

### RealCrescent RC-65 / Spinning Model

This is the standard model that stands as the core for the spinning model. Anglers will be able to experience a seamless usage through the fast tapered rod with a flexible tip, resilient belly and strong butt section. It is a versatile rod for use in various fields with the use of simple jig-head rigs, plugs, Carolina rigs and even light wind techniques.

### RealCrescent RC-75 / Spinning Model

It possesses the sharpest feel of the blank in the Real Crescent series for use in not only Aji and Mebaru (Rock fish) targets, but also for various species of rockfish, bream and for the light seabass game. The sharp tip section will transmit the vital information on the current while enabling anglers to use Carolina rigs, Texas rigs, plugs and metal jigs with a high response. The strong butt section of the rod can deal with the unexpectedly large rockfish and bream measuring over 50cm.

### RealCrescent RC-81 / Spinning Model

This is a long length model designed mainly for use with Calorina rigs and floating rigs, but is also great with 3~5g jig-heads. Compared to the RC-75, the stiffness of the tip section has been reduced for a lighter feel when in use. With its highly sensitive nature, it is an ideal rod for anglers to search the deeper area at great distances.

### RealCrescent RC-57 / Overhead reel Model

Despite the stiff characteristics of the blank to exhibit the nature of a overhead reel model, it is a finesse model with an outstanding cast-feel. We have designed the rod so anglers can easily load the rod to cast with jig-head rigs weighing less than 1g. It is also ideal for fishing styles that require sensitivity during the retrieval, such as dead slow retrieval of super light lures.

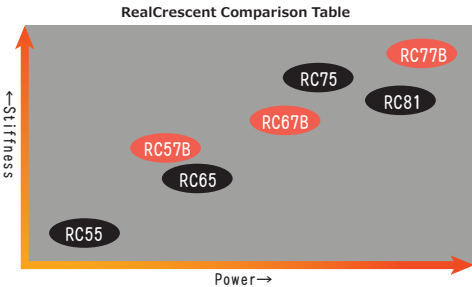
### RealCrescent RC-67 / Overhead reel Model

This is the most basic model for the light game overhead reel-tackle fishing. With the fast tapered flexible tip section and stiff belly to butt section, anglers will not only be able to cast and control light jig-head rigs but also utilize various rigs, plugs, and metal jigs stress-free. This next generation light game rod will enable anglers to capitalize on the biggest asset of the overhead reel by releasing the clutch while using the lift and fall techniques and drifting techniques.

### RealCrescent RC-77 / Overhead reel Model

This is the middle class overhead reel model to target various species of rockfish, bream and seabass. It is an ideal light game rod to cover various species and fishing styles using “bottom-dragging”, “lift and fall” techniques with plugs to induce those reaction bites. The whole rod has been designed to be stiff to the tip, enabling anglers to cast lures up to 15g and rip those monstrous fish off the bottom with its outstanding butt power.


On the left, you can see a comparative diagram of the bend curve of the Real Crescent series with a static load of 250g. The most basic light game model is the RC-65. The RC-55 is designed for use with a singular body jig-head and the RC-75 is for use with Carolina rigs and metal jigs. The RC-81 seems to be the strongest rod but able to utilize a variety of lures with flexibility of the whole rod. As for the overhead reel models, the RC-57 is designed for use with singular body jig-heads and the RC-67 is ideal for both the jig-head and small lures. The RC-77 is the stiffest model of the series, suited for bottom knocking and dragging techniques to target rockfish and bream game. In the diagram, you may notice that the RC-81 and RC-77 have a similar bending curve and power, however they have a totally different characteristics with the 77 being much stiffer while the 81 being more flexible.



#### ROD DETAIL

Please refer to the list on [page 58](#) to check details of rod specifications.

※Those with NANO notation, NANOALLOY® technology of TORAY is loaded.  
※A=Whole length of grip B=Length from reel foot to end of grip when reel is equipped



## RealCrescent Bending Curve Load 250g

