

**RIPPLEFISHER** LIKE NO OTHER

**BIG TUNA**

*Aquila*

*OceanRidge*

*GTXpedition*

*Ultimo*

*OceanArrow*

*SELFISH*

*RunnerExceed*

*MonsterImpact*

*Avarice*

*SilverStream*

*RealCrescent*

*Ripple Fisher*

<https://ripplefisher.com/>

Handcrafted in Japan / SINCE 1997



Dealer

RIPPLEFISHER

FOR PROFESSIONAL ANGLERS

2021

*Hand Craft*  
*Ripple Fisher*

ENGLISH  
Version



## Greater heights

There is no fishing tackle in the world that can guarantee 100% catch of your target. No matter how strong your tackle may be, if you cannot get the fish to bite, there is not point. In other words, "fishing" as a hobby is only successful because of tackle balance with your target.

Fish live and survive in harsh environments. Tackle that are strong can be too obvious to the fish and they will not even take interest. What we require and seek in tackle is balance that will enable us to negotiate with nature and our targets.

Negotiating with nature and our targets is fishing and this can be the reason why people call some types of fishing a "game".

Anglers choose their tackle based on their experience, skill and obviously target. Our rods at RippleFisher need to be valuable for one to even consider it as one of the choices. We cannot decide whether our rods can be relied on, but our intentions have not changed since the founding of the company. And that is to continuously create outstanding tackle for anglers to utilize in the field with rods built in-house, in-Japan and by our own craftsmen.

However, some of the targets and situations anglers face in the field easily exceed our expectations in rods and that is why we are aiming for even greater heights. The goal of "greater heights" are far far away. We are never satisfied with the rods we create and that's why we keep on going.





# OCEAN

*Boat Casting and Jigging*

**BIG TUNA**  
**Aquila**  
**OceanRidge** +2021 New Model  
**GTXpedition**  
**Ultimo**  
**OceanArrow** +2021 New Model  
**SELFISH**  
Snapper





Boat Casting "BIG TUNA" "Aquila" "OceanRidge" "GTxpedition" "Ultimo"



## Tuna Boat Casting

# OceanRidge BIG TUNA

Blue fin Tuna / Yellow fin Tuna

Bluefin Tuna and Yellowfin Tuna are definitely the largest species anglers can target domestically. There are various aspects that attract us anglers to specific species and styles, but for Tuna game, the biggest factor before even starting to think about targeting the species is whether you can “withstand” its power.

Since the release of the BigTuna series in 2010, the developmental concept has been to create rods that allow anglers “withstand” the fight against monstrous size Tuna. With the evolution of tackle and the improvement of anglers techniques, the 100kg barrier has been easily been broken and now anglers are aiming for Tuna weighing over 200kg. We have added and improved some of the models in the BigTuna series, however there is no clear answer to how to overcome these mammoth Tuna. The use of a powerful rod does not necessarily result in a catch and this challenge has kept us going.

They are targets that cannot be overcome by pure strength and require anglers to challenge the limits of tackle as a whole in order to win over these targets. The rods must continuously be loaded and bent to apply pressure on the Tuna. The BigTuna series have been developed to not only continuously and effectively apply pressure on the Tuna but also to enable anglers to have great casting distance.

Furthermore, Tuna are migratory species and will require different approaches depending on the season and the bait-fish they are feeding on. Anglers need to be flexible and alter their style. We hope our lineup of rods in the BigTuna series can cater for different situations around the world to open up new doors and lead to record breaking fish.



BIG TUNA 83 JAPAN Special



OCEANRIDGE BIG TUNA / TUNA CASTING

BIG TUNA 85F JAPAN Special / Light Class

This is a model capable of being high stuck while also being able to cast small lures a great distance. Anglers will be able to utilize lures ranging from 18g~120g and line ranging from PE3~6. We have given this rod a wide range to deal with the high pressure from anglers as well as to induce bites when the Tuna are feeding on small baits. Although it is classed as a light rod in the lineup, you will be able to land 50kg Yellowfin and Bluefin Tuna.

BIG TUNA 83 JAPAN Special / Middle Class

This model was developed with “lure control” and “fight” as its main focus, but it goes without saying that casting is also outstanding. It is a PE6~8 middle class rod not only able to pinpoint cast but also able to utilize small mouthed diving poppers and diving pencils required for an attack. You will be able to realize the evolution of our BIG-TUNA series with its lightness and outstanding balance, allowing anglers to cast all day long. Furthermore, the bending point is set close to the body enabling anglers to easily bend in and capitalize on the butt power with little effort.

BIG TUNA 85 JAPAN Special / Heavy Class

Remarkable characteristic of this model is sharpness without wobble when you cast. Comfortability for casting lure 50g to 100g and more without any stress and enough power are loaded on this 85. This can be recommended for blue fin tuna over 50kg on field as such as Tappi Aomori while taking advantage of sharpest feeling in this series.This is the power model that is well balanced while maintaining excellent casting feel.

BIG TUNA 710 JAPAN Special / Heavy Class

This rod is sharp when casting while possessing the tenacity and added lifting power. Although it is possible for anglers to high stick this rod to conserve energy, the lifting power will allow anglers to take initiative of the fight before it ends up becoming a long drawn-out battle. You could say that this rod will only show its true evolutionary characteristics to experienced anglers.

BIG TUNA 76 JAPAN Special / Power Class

This model is for anglers with their sights on Blue-fin tuna weighing over 200kg. Similar to the 73, this 76 is capable of not only casting large lures mostly used when the targets are feeding on dolphin fish (mahi-mahi), but also allows anglers to cast and control the lighter (60g) sinking pencils for smaller baits. The difference from the 73 will be the contrasting fight style. While possessing strong butt power to constantly apply pressure on the fish, we have drastically reduced the load on the angler by bringing the bending point closer to the angler, allowing for a prolonged fight.

BIG TUNA 73 JAPAN Special / Power Class

This model is for anglers with their sights on Blue-fin tuna weighing over 200kg. Its castability is next to non, able to accurately hit feeding targets with large lures most productive when they are feeding on dolphin fish (mahi-mahi). Being short in length and the stiffest model in the series, it is most suited for anglers who have confidence in their strength and ability to go head to head with the monstrous tuna.



BIG TUNA Series / About power categories

In some areas, the size of what was once said to be large size fish has grown from 100kg to 200kg and the 200kg to 300kg, requiring added models catered for these larger fish. With the ever changing size of tuna and fishing conditions, it has become difficult to chose the most suited rod. We have set the power category as follows in order for a more comprehensive understanding. The 85, 710, 73, 76 are all in the same line max category however the 73 and 76 have been designed with a higher breakage point suited for targeting 200kg class fish which are in a different power category from the 85 and 710.

Power Category	Model	Line	Lure
Light Class / PE6 recommended	85F	PE3~6	18~120g
Middle Class / PE8 recommended	83	PE6~8	40~150g
Heavy Class / PE10 recommended	85	PE6~12	40~160g
	710	PE6~12	40~160g
Power Class / PE12 recommended	73	PE8~12	60~180g
	76	PE8~12	60~180g




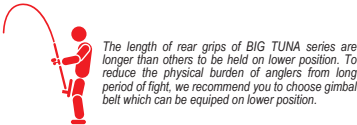
The pin-thread color will be changed according to power category. The light class 85F will have silver, the middle class 83 will have blue, the heavy class 85 and 710 will have red and the power class 73 and 76 will have champagne gold color pin threads.



In addition, the name of the models will be imprinted in the butt spacer for easier identification for those anglers who take numerous models on a boat.

Rod Detail

Guide / 85F SiC-S Titanium frame K Guide+SiC Ocean Guide(Fuji) Rest of all SiC Ocean Guide(Fuji)  
Reel seat / DPS20(Fuji)  
BRC (made of rubber) is on the end of grip of 85F,83,85,710 as a standard but you can select aluminum gimbal instead.  
If you are interested in it, please made inquiry to dealer in your region.  
Aluminum gimbal (※with rubber cap) is loaded on end of grip of 76 and 73 as a standard.  
※Please refer to images of those 2 models on catalog.



OceanRidge  
BIG TUNA  
85F  
JAPAN Special

Lure  
18~120g  
Line  
PE 3~6  
Drag Max  
10kg/45°  
Length: 8ft 5in  
Closed Length: 1880mm  
Weight: 370g  
Price :

OceanRidge  
BIG TUNA  
83  
JAPAN Special

Lure  
40~150g  
Line  
PE 6~8  
Drag Max  
15kg/45°  
Length: 8ft 3in  
Closed Length: 1785mm  
Weight: 409g  
Price :

OceanRidge  
BIG TUNA  
85  
JAPAN Special

Lure  
40~160g  
Line  
PE 6~12  
Drag Max  
15kg/45°  
Length: 8ft 5in  
Closed Length: 1850mm  
Weight: 434g  
Price :

OceanRidge  
BIG TUNA  
710  
JAPAN Special

Lure  
40~160g  
Line  
PE 6~12  
Drag Max  
15kg/45°  
Length: 7ft 10in  
Closed Length: 1672mm  
Weight: 393g  
Price :

OceanRidge  
BIG TUNA  
76  
JAPAN Special

Lure  
60~180g  
Line  
PE 8~12  
Drag Max  
18kg/45°  
Length: 7ft 6in  
Closed Length: 1575mm  
Weight: 398g  
Price :

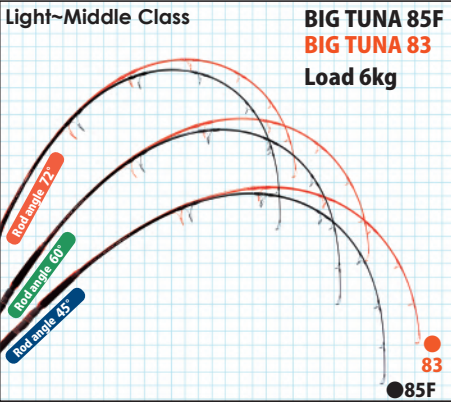
OceanRidge  
BIG TUNA  
73  
JAPAN Special

Lure  
60~180g  
Line  
PE 8~12  
Drag Max  
18kg/45°  
Length: 7ft 3in  
Closed Length: 1515mm  
Weight: 406g  
Price :

A=Whole length of grip B=Length from reel foot to end of grip when reel is equipped  
※Recently it has become possible to catch Blue-fin tuna in Japan, with weight exceeding 200kg. However, there are also dangers involved when targeting tuna exceeding 100kg in rough conditions. Although models such as the BIG TUNA 76 and 73 are designed to target "Blue-fin tuna over 200kg", the specifications have been set and explanations written down with the assumption that the angler has sufficient strength, training and experience in the field.

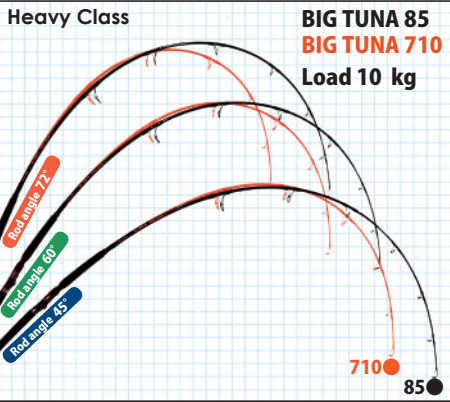


**BIG TUNA** Static load on rods set at different angles



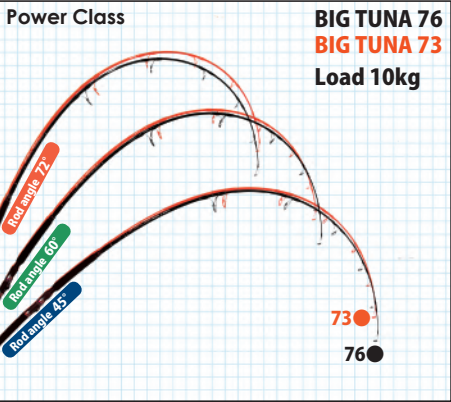
Static load comparison of BIG TUNA 85F & BIG TUNA 83 (6kg load)

Although, BIG TUNA 83 that have been set as middle class is recommended for PE8, if you are in situation that you have to cast light and small lure when your target is feeding on small sardines PE6 will be recommended to get more distance. A still weight of 6kg is loaded onto 85F and 83 supposing that you fish with PE6. Both models have moderate flexibility on belly section so even though those got length, you can maintain your position while fighting easily.



Static load comparison of BIG TUNA 85 & BIG TUNA 710 (10kg load)

These two models are the core of the series capable of use with various size lures for different bait sizes. The 85 is an extended model of the 710 with a sharper tip section when casting. Although the long length blank may feel stiffer, the butt section of the 710 is predominantly stronger.



Static load comparison of BIG TUNA 76 and BIG TUNA 73 (10kg load)

These models will assist anglers for situations where large lures are required due to the targets feeding on large baits such as dolphin fish. At a 45°angle, both the 73 and 76 can be seen to have the same power. However, once the rod is lifted even higher, the 76 will start bending closer to the body, reducing the load on the angler. The 73 has a sharp casting feel while able to fight the fish speedily.

※The load on the body will feel different for each individual bending the rod. The Static load comparison is simply a reference.

**About RippleFisher Boat Casting Rod**

**BIG TUNA** *Aquila* *Ultimo* *OceanRidge* *GTX* *pedition*

**About the features of the series Boat Casting Series**

**BIG TUNA -Tuna rods**

As Tuna do not directly run towards rocks like GT do and with the extreme load on the angler's body when fighting the mammoth Tuna, the rods can be characterized as being tenacious and bendy.

**OceanRidge -GT rods**

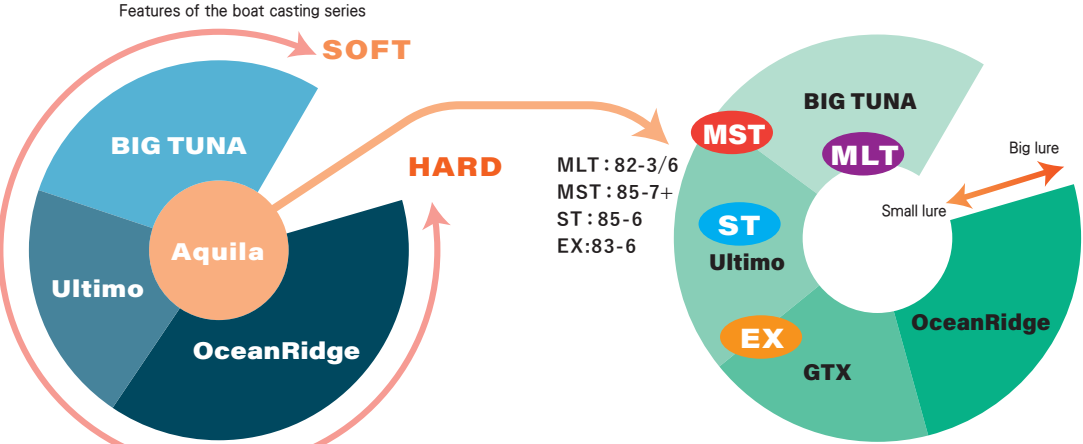
The tip section of these rods have been built stiff for easier use with large mouthed poppers when targeting GT. In addition, as GT run straight towards rocks to bust you off, the rods are built stiffer to efficiently lift and avoid rock formations by fully loading the rod with the angler's weight.

**Ultimo -GT & Kingfish rods**

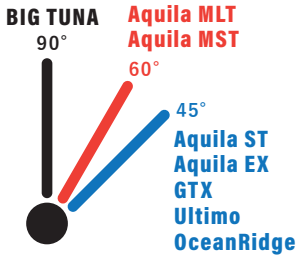
With the flexible tip section, these models are especially designed to maneuver pencil baits and diving pencil type lures to target GT and Kingfish. They can be considered to be between the BigTuna and OceanRidge series, but the fight is more towards the GT fishing which requires a speedy response from the angler.

**Aquila -Kingfish & Tuna rods**

The Aquila series are further subdivided into smaller categories depending on style and fishing conditions. Please refer to the figure on the right for characteristics of each category in the Aquila lineup.



**Angle of line and rod when fighting: (caution)**



When you are fighting the fish and your target is far away with line on a diagonal angle, you can lift the rod to the angles shown in the figure on the left. However, when the fish is directly below the boat, be sure not to lift the rod too high. If the fish suddenly decides to dive down when your rod is lifted high, the load will focus on one point which may lead to the breakage of your rod. It is especially dangerous to high stick your rod when landing the fish. Please guide the fish into the net with your rod (grip) under your armpits.

**MLT / MST is condition-specific model**

**MLT**• these are models especially designed for utilizing small lures when your targets are feeding on micro bait.  
**MST**• These models are especially designed for use with super large lures when your targets are feeding on large size baits such as dolphin fish.

**ST is the standard model**

The ST series are the most versatile models for boat casting to target Yellow-tails and Kingfish.

**The 3 piece EX modes have a sharp feel**

The EX models are 3 piece traveling models which are versatile, similar to the ST models. They are the stiffest models of the series.

**TUNA GAME OTHER ITEM**

**2021 New Item RF MORI** (RippleFisher original carbon harpoon shaft for Tuna)



The RF-MORI are harpoon shafts for landing super large size Tuna. The shaft is built up of carbon material with special highly durable coating to prevent any corrosion from rain, salt water, UV rays and infrared radiation. The interior is filled with buoyant material and the harpoon point is made up of SUS316L stainless steel. Furthermore, the metal attachment at the point has been made of SUS304 stainless steel for hard use in the field. \*do not use this for other purposes as it may cause injury.



The tip of the harpoon Φ12mm

Length : 1800mm

Price:

Overall length of the tip of the harpoon: 335mm  
※The total length is the combined length of the tip and body.  
Weight : Undecided  
Harpoon tip material : Stainless SUS316L  
Attachment bracket material : SUS304  
Screw standard : W1/2 End Cup : BRC



*Boat Casting*

# Aquila

*King Fish / Yellow Tail / Yellow fin Tuna*

We have various models to the Aquila series, which have already been popular for the boat casting game.

In recent years, the Kingfish and tuna games have become more subdivided.

In our lineup are 9 models. We have categorized them into four different series, ST, MLT, MST and EX. The ST series are the most standard models, which are well balanced and fine honed to cater for various situations and various targets.

The MLT series have a combination of a flexible tip section and a stiff butt section to go after massive fish with light line. The MST series are the already popular models to go after monstrous Kingfish with sheer power and strength. The EX models have newly been introduced to the series, which are 3 piece pack rods for anglers traveling around the world.

The Aquila series are rods built to defy the boundaries of fishing. It was our quest to seek lifting power, easy handling of lures, outstanding castability and last but not least, the ability to parry the angry fish.

We don't simply make rods with "power", we make rods with "strength".



Aquila MLT 82-3/6



Aquila MST 711-8+



## Aquila Series Line up

**ST** 78-3  
80-4  
85-6

**EX** 79-3  
83-6

**MST** 85-7+  
711-8+

**MLT** 82-2/4  
82-3/6

Aquila consists of four categories, ST / EX is introduced on this page,  
and MST / MLT is introduced on the next page.

# Aquila ST & EX

## / BOAT CASTING

## Aquila ST

The Aquila ST series are models which have had all the standard yet important factors for the casting game fused together at a high dimension. Specifically, the standard performances of casting, lure maneuverability, hooking up the fish and fighting. They have a sharp feeling and once the rods are loaded with the fish, the bending curve will gradually transfer towards the angler, allowing for a steady fight utilizing the butt power to maintain the initiative of the fight. We have prepared 3 power classes of PE #3, #4 and #6 to cater for various species and situations.

## Aquila ST 78-3

The shorter rod length is designed for easy handling and casting for use on small- to medium-size boats. The tip section has sufficient stiffness, yet allows anglers to cast smaller size top water plugs to maneuver on the surface. It is an ideal rod for targeting bonitos, yellowtails and Kingfish, which require subtle lure control with light line. For those who own boats, you can target various species with this single versatile short length rod.

## Aquila ST 80-4

This medium powered rod is your PE4 class casting rod for your local waters. Once loaded, the rod bends smoothly towards the butt section, creating a beautiful arc. Although it has a sharp feeling, the slow-tapered rod is designed to bend towards the butt section to absorb the thrashing run and enable a stable fight against 10kg class Kingfish.

## Aquila ST 85-6

This ST85-6 have enough sharpness on blanks to deliver small lure like a bullet. Especially when you have to cast into boil of kingfish or tuna in head wind, you won't lose accuracy and you can deliver lure where you have wished to. It has been designed to be worked as like your arms on manipulating and provide you a stability on fighting. (Previous name:85H)

## Aquila EX

The Aquila EX series are the ultimate 3-piece expedition pack rod without compromises. Today, anglers are flying around the world to target their dream species and the farther you go, the more limitations there are regarding your luggage. Through countless trial and error, the Aquila EX series have now come to shape and ready to travel with you wherever you go. We have prepared a PE3 and PE6 class models for use with a vast range of lures with a super sharp feel to it. Although they are 3 piece models, it possesses a sharp feel to it and anglers will be able to bend and load the butt section of the rod to stop the monstrous targets. We are confident that these models will help you catch those rare species at the most remote areas around the world.

## Aquila EX 79-3

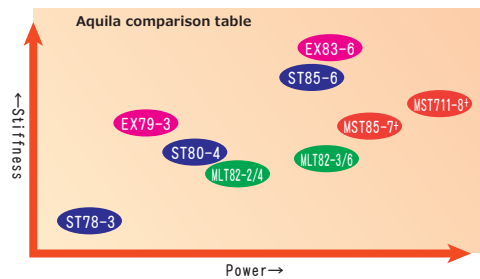
The EX79-3 was designed with its sights on targets like the Cubera snapper, Roosterfish from Latin America and other exotic species that inhabit the various Amazon ponds in Asia. As you are limited with your tackle options when traveling the world, we have created this versatile rod for use with a vast range of lures from the large jig heads, poppers and diving pencils. The rod can be characterized as being a little stiffer compared to the ordinary grip joint rods, but it is a highly responsive rod also ideal for use in the casting game targeting the bonitos and yellowtails from smaller boats.

## Aquila EX 83-6

The EX83-6 is a model ideal as a light tackle rod for the GT game or Kingfish game. Through the countless testing phases, we were able to come up with a "flexible" tip section which is extremely rare for pack-rods, enabling anglers to easily control the subtle action of middle size diving pencils. During the field-testing, the butt section was able to stop the run of the GT in shallow waters of 6m, while the rest of the rod bending and absorbing the power of the angry GT. The rod has proven itself that it can be one of your trusted main weapons for your exotic expeditions around the world.




Here are the comparisons of the Aquila series with a static load of 3kg. Aquila series have been categorized ST, MLT, MST and EX.ST which have versatility and well balanced, MLT which is loaded flexibility on tip and strength on butt, MST which is employed massive power to keep huge kingfish under control and EX which is multi piece rod for Aquila series. MLT have been built with specialized design to hunt big one with lighter line than notation on specification. Utilizing its flexible and sensitive tip section, you can cast wider range of weight of lure comfortably. Once fish is on, MLT series bend very well smoothly like seamless and parry an attack of monstrous blue runner and it can be held with higher angle than other models. It is designed to apply good amount of pressure on fish continuously. EX series have been achieved smoothness on bending curve like a seamless. Sharpness, lightness and well-balance that are hidden in brands of EX series will make you forget that those are 3 pcs casting rod.



## Rod Detail

Guide / ST78-3・EX79-3 SiC-S Titanium frame K Guide(Fuji)  
 Rest of all SiC-S Titanium frame K Guide+SiC Ocean Guide(Fuji)  
 Reel seat / ST78-3・EX79-3 DPS18(Fuji) Rest of all DPS20(Fuji)



*Aquila*  
*ST 78-3*

Lure / Comfort Weight  
**30~50g**  
Line  
**MAX PE 3**  
Drag Max  
**5kg/45°**  
Length: 7ft 8in  
Closed Length: 1780mm  
Weight: 224g  
**Price :**

***Aquila***  
***ST 80-4***

Lure / Comfort Weight  
**40~80g**  
Line  
**MAX PE 4**  
Drag Max  
**7kg/45°**  
Length: 8ft  
Closed Length: 1782mm  
Weight: 300g  
**Price:**

*Aquila*  
**ST 85-6**

Lure / Comfort Weight  
**40~110g**  
Line  
**MAX PE 6**  
Drag Max  
**12kg/45°**  
Length: 8ft 5in  
Closed Length: 1925mm  
Weight: 338g  
**Price :**

**Aquila**  
**EX 79-3**  
3pcs-Pack Rod


Lure / Comfort Weight  
**40~60g**  
Line  
**MAX PE 3**  
Drag Max  
**5kg/45°**  
Length: 7ft 9in  
Closed Length: 847mm  
Weight: 263g  
**Price:**

**Aquila**  
**EX 83-6**  
3pcs-Pack Rod

Lure / Comfort Weight  
**60~120g**  
Line  
**MAX PE 6**  
Drag Max  
**10kg/45°**  
Length: 8ft 3in  
Closed Length: 905mm  
Weight: 353g  
**Price:**



The 3-piece model of *Aquila EX* comes with a set of exclusive rod backs for buffy (Synthetic leather). With a moderate thickness and durable construction, it protects the rod from shocks during expedition.

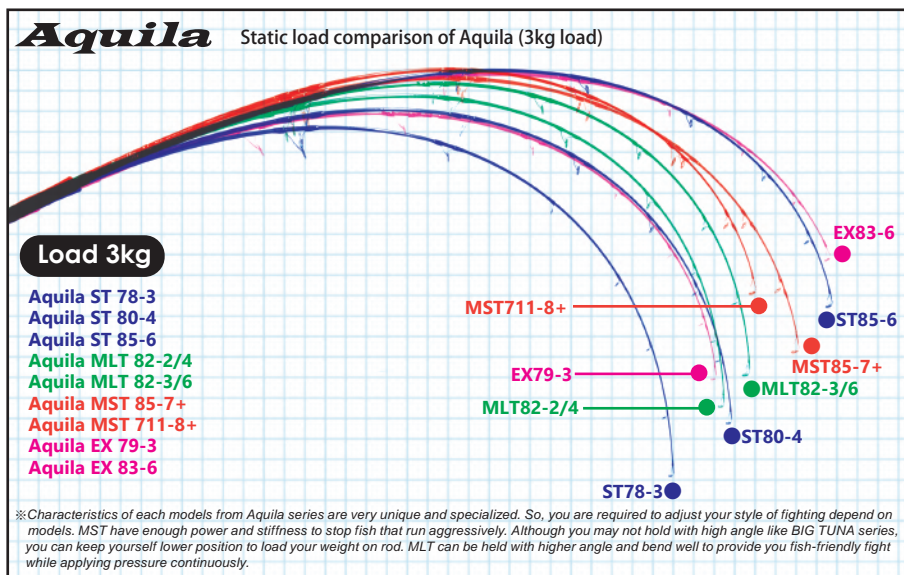


Aquila ST 85-6



Aquila EX 83-6

Both Aquila ST and EX have a stiff feeling to it and is recommended for anglers who prefer a sharp casting feel. Although they are designed to target Yellow-tail and Kingfish, the PE 6 class rods are also great for the light GT game. The ST and EX are closer to the GT rod category with a sharp feel to it while the MST and MLT are more tenacious like the Tuna rods.





## Aquila MST & MLT / BOAT CASTING

*Aquila MST*

The Aquila MST series have been designed for those anglers with their sights on monstrous Kingies. The main purpose of these rods are to enable anglers to go head to head with supersize fish with the use of strong PE7-8 class line and large lures for situations when the targets are feeding on large bait fish like, dorados, needle fish, flying fish etc. These rods are not just a stiff stick with power. On the contrary, in order to deal with sudden dives of the Kingfish, they have been designed with the bending point to transfer towards the angler as more load is applied to the blank. It is a user-friendly rod for any angler to use as you can load your weight on the rod by bending your knees during the fight. **The + symbol next to the power class indicates that the power and tenacity has been added to the usual power class.**

## Aquila MST 85-7+

This is a model for anglers targeting supersize Kingfish with the use of 40g~ 120g lures. Although it is categorized as a power model, the lightness of the rod will allow anglers to cast all day long and freely pursue the lightning speed Kingfish. As the bending point transfers towards the angler once hooked up, anglers will be able to conduct a steady fight by countering your body weight against the fish by lowering your hips and loading the rod even when you're almost against the bow railing. Furthermore, the length of the rod will also assist you when conducting long casts towards feeding tuna.

## Aquila MST 711-8+

This model is especially designed for anglers who face the dorado pattern, requiring them to utilize large lures up to 180g for the supsize Kingfish. It is also ideal for those anglers who like to go head to head with powerful fish in shallow areas. The underlying power of the rod also allows you to utilize this rod for the GT game. Compared to the ordinary GT rods, this rod will bend over more naturally, which is ideal for smaller/shorter and even female anglers.



*Aquila MLT*

The Aquila MLT series were developed for situations where your targets are feeding on super small baitfish (white bait) and require anglers to utilize lighter tackle or for situations where the fish are highly sensitive towards fishing vessels and require anglers to cast long distances. You can say that we had to fuse together contradicting features of casting and controlling light lures while possessing the power for large species and maintaining the initiative of massive fish during the fight. It is a new generation of rods designed to catch large species with light tackle, requiring anglers to maximize the strength of the line. This line-up of rods compliments the compilation of models produced for our off-shore series.

**The 2/4 notation on the rod means the tip section is a PE2 class while the butt section is PE4 max. (3/6 means the tip is a PE3 class while the butt is a PE6 class)**

## Aquila MLT 82-2/4

The MLT82-2/4 has a tip section of a PE2 class, enabling anglers to accurately cast and control small ~ super small lures. It is an ideal model to overcome the challenging game where the white-bait are on the targets main menu. With its outstanding casting ability and controllability of the small lures, anglers will be able to reach great distances when casting and won't spook the fish from the presence of the boat. Although the tip section is light, the PE4 class butt section will enable anglers to maintain the initiative during the fight and lift the fish efficiently. Its versatility will allow anglers to target and land various species from the blue-runners, bonitos, dorados, and tuna. We hope this rod will assist those anglers who have been itching to cast smaller lures, farther, wider and with lighter line to catch your dream fish.


## Aquila MLT 82-3/6

This is a model with increased power to PE6 class compared to the MLT82-2/4, but for use with small lures and light line. The tip section has the flexibility of a PE3 while the butt section possessing the power of a PE6. When comparing to the ordinary PE6 class rod, anglers will be able to swing through with less effort while increasing the accuracy and casting distance. The blank will bend over nicely once loaded yet possessing the underlying power to stop the monstrous fish. During the testing of this model, we were able to catch a 47kg yellowfin tuna in less than 10 minutes with a PE4 line. With the contradicting features of power (for lifting the fish) and flexibility (for casting and controlling smaller lures), you could say that this rod is at the pinnacle of Ripple Fishers' rod making technology.



## Rod Detail

Guide / SiC-S Titanium frame K Guide+SiC Ocean Guide(Fuji)  
Reel seat / DPS20



## Aquila MLT

**UnderCast Handle**  
(Short Hundle / Option Parts)

**MLT optional part**  
**"Short handle for UnderCast"**

**MLT 82-2/4**  
**UnderCast Handle**  
Price:

**MLT 82-3/6**  
**UnderCast Handle**  
Price:

For the Aquila MLT series, we have prepared a specially designed short handle for those anglers who need to utilize under-arm casting when boarding large charter boats. The total length of the rod is approximately 7ft 10inches with the short handle. The short handle is sold separately and does not come with the rod.



*Aquila*  
**MST 85-7<sup>+</sup>**

Lure / Comfort Weight  
**40~120g**  
Line  
**MAX PE 7**  
Drag Max  
**14kg/45°**  
Length: 8ft 5in  
Closed Length: 1897mm  
Weight: 382g  
**Price:**

**Aquila**  
**MST 711-8<sup>+</sup>**

Lure / Comfort Weight  
**80~180g**  
Line  
**MAX PE 8**  
Drag Max  
**16kg/45°**  
Length: 7ft 11in  
Closed Length: 1752mm  
Weight: 369g  
**Price :**

*Aquila*  
*MLT 82-2/4*

Lure / Comfort Weight  
**30~70g**  
Line  
**PE 2~4**  
Drag Max  
**7kg/45°**  
Length: 8ft 2in  
Closed Length: 1782mm  
Weight: 341g  
**Price :**

**Aquila**  
**MLT 82-3/6**

Lure / Comfort Weight  
**40~90g**  
Line  
**PE 3~6**  
Drag Max  
**10kg/45°**  
Length: 8ft 2in  
Closed Length: 1785mm  
Weight: 348g  
**Price :**

A=Whole length of grip B=Length from reel foot to end of grip when reel is equipped





In 2021, we have brushed up and gone back to the drawing board to renew the most powerful rods of the FINAL SPIRIT GT 79 and 80 to release the new GT78. The GT game is becoming tougher and tougher each year and sometimes require the use of supsize lures to induce a bite. The new GT78 is not simply an over powered rod but will become your biggest asset in specific situations and against monstrous GTs.

**Angler's Weight : 80kg~(Recommendation)**

**Angler's Weight : 70kg~(Recommendation)**







GT & Kingfish Boat Casting



# Ultimo

Giant Trevally / King Fish

The Ultimo Series are the core of Ripple Fisher's GT rods. The series are able to handle a variety of lures from pencil type to popping type lures while having a light, yet very responsive blank for anglers to cast throughout the day. Although the rod may seem simple with its easy castability and controllability, the butt power is outstanding and we have set an ideal loading point for anglers to be able to maintain their balance with a heavy load. The Ultimo series are a fusion of modern GT fishing combined with Ripple Fisher's long experience in rod building.



## Ultimo 711ML

This is a lighter model ideal for anglers with a smaller build and female anglers who have never experienced our Ultimo series. It is also ideal for anglers targeting large Kingfish and Tuna up to 50kg with the use of lures around 100g. We believe that you will feel the sharpness, lightness and overall controllability of the rod once you fish with it. Anglers will be able to cast throughout the day stress free and apply high pressure on the fish with little effort during the fight.

Angler's Weight : 50kg~(Recommendation)

## Ultimo 83ML

This rod is ideal for targeting not only GT, but also monstrous Kingfish and Tuna up to 50kg from the bow of medium to large size charter boats. It is a well balanced rod with great casting distance, controllability and lightness. Even beginners and less masculine anglers will be able to cast a mile with lures exceeding 150g by loading up the rod and using its repulsive force. The unique characteristics of the ML class rods use the bend of the whole rod when casting and fighting of the fish. Therefore, it is not suited for the application of the NANOALLOY® technology. Furthermore, the 83ML is the most flexible rod in the Ultimo series and can be classed as a rod between the BIG TUNA series and the Ultimo. Anglers will require the least amount of strength when fighting the fish, as the rod exceeds its line class potential.

Angler's Weight : 55kg~(Recommendation)

## Ultimo 79M Nano

The 79M Nano is a powerful and maneuverable short length rod. With its short length, it is ideal for anglers who prefer to fish from the stern or middle section of small, medium and large charter boats using the bend of the blank to your advantage. It's a perfect rod for experienced smaller built or female anglers. Although the butt section is a M class rod, the tip section is stiffer allowing anglers to have better command of their casting and control of their lures.

Angler's Weight : 55kg~(Recommendation)

## Ultimo 83M Nano

This is a well-balanced rod to easily cast and handle from high footing in medium to large boats. This model basically enables any angler to easily cast and maximize its potential in unstable deck conditions. The flexible, yet sharp casting feel is unique to the Ultimo series. The sharpness and strength was realized by constructing the blank with the Nano material. The bending point gradually transfers towards the angler allowing for use in not only GT fishing but also great to target monstrous Kingfish and Tuna.

Angler's Weight : 60kg~(Recommendation)


## Ultimo 80MH Nano

80MH is an almighty model with a combination of long length and power. It is a versatile rod able to utilize in any given boat or field with the use of pencil type lures to medium mouth poppers. However, with the somewhat stronger rod settings, the angler needs to be well built or strong. With strength and experience, this rod will respond to the anglers powerful lifting and fight giving you that advantage required for monstrous fish. It is a best matched rod for the GT game which require long casting in shallow waters where anglers are required to take initiative.

Angler's Weight : 60kg~(Recommendation)

### Rod Detail

Guide / SIC Ocean Guide(Fuji)  
Reel seat / DPS20(Fuji)  
Those with NANO notation, NANOALLOY® technology of TORAY is loaded.



<b>Ultimo 711ML</b> Lure <b>MAX 150g</b> Line <b>MAX PE 6</b> Drag Max <b>12kg/45°</b> Length: 7ft 11in Closed Length: 1780mm Weight: 369g Price:	<b>Ultimo 83ML</b> Lure <b>MAX 150g</b> Line <b>MAX PE 6</b> Drag Max <b>12kg/45°</b> Length: 8ft 3in Closed Length: 1815mm Weight: 365g Price:	<b>Ultimo 79M Nano</b> Lure <b>MAX 160g</b> Line <b>MAX PE 7</b> Drag Max <b>13kg/45°</b> Length: 7ft 9in Closed Length: 1740mm Weight: 366g Price:	<b>Ultimo 83M Nano</b> Lure <b>MAX 160g</b> Line <b>MAX PE 7</b> Drag Max <b>13kg/45°</b> Length: 8ft 3in Closed Length: 1835mm Weight: 362g Price:	<b>Ultimo 80MH Nano</b> Lure <b>MAX 170g</b> Line <b>MAX PE 8</b> Drag Max <b>14kg/45°</b> Length: 8ft Closed Length: 1740mm Weight: 383g Price:
---------------------------------------------------------------------------------------------------------------------------------------------------------------------------------	-------------------------------------------------------------------------------------------------------------------------------------------------------------------------------	-----------------------------------------------------------------------------------------------------------------------------------------------------------------------------------	-----------------------------------------------------------------------------------------------------------------------------------------------------------------------------------	--------------------------------------------------------------------------------------------------------------------------------------------------------------------------------

A=Whole length of grip B=Length from reel foot to end of grip when reel is equipped



Ultimo 83M



Ultimo 80MH





GT & Kingfish Boat Casting



# OceanVoyager GTXpedition

Giant Trevally / Kingfish

Ripplefisher's 3 piece pack rod, "GTXpedition" model has been reborn. When considering recent traveling limitations, the collapsed length has been set to 887mm for the two PE6 and PE8 class rods. These models are not only suitable for your GT fishing in exotic locations but also trips targeting massive kingfish. By combining these rods with the Aquila EX models, anglers will have a wider range to choose from depending on the sea conditions, lure size and target size. By reviewing the bending of the new GTXpedition models, we were able to perfect it as a 3 piece rod. With its lightness, outstanding balance, sharpness and appropriate bending curve, you will not believe it to be a multi piece rod. We hope you can first handedly experience the ever improving technology at Ripplefisher.



## GTXpedition 81M

This is a PE6 class multi piece model to target GT and Kingfish domestically or internationally. It is ideal for use with diving pencils and small mouthed poppers. The seamless bending curve pleasantly surprise you as it will not feel like a 3 piece blank. Anglers will be able to cast into strong head winds with its added sharpness and the blank will assist anglers to maintain balance during the fight and efficiently lift the fish. We are proud to present you this rod with the potential to go head to head against 30~40kg class GT while being a PE6 class light and sharp rod. Angler's Weight : 55kg~(Recommendation)

## GTXpedition 81MH

This is a PE8 class multi piece model to target large size GT as its main target domestically or internationally. The sharp and highly resilient blank is ideal for use with large diving pencils and medium size mouthed poppers. You will be able to utilize and sharply maneuver these lures with little effort thanks to the characteristics of the blank. The sharpness of the blank will also reduce the load on the angler when casting all day long. in contrast to the 81M, this model is more muscular and has a sharper blank with instantaneous force enabling anglers to take initiative and have a speedy fight with the monstrous fish. You will be able to load the blank and stop the fish in shallow waters or around rough structures. This is the ultimate travel rod we were able to produce through challenging the limits of a multi piece rod. Angler's Weight : 65kg~(Recommendation)



The 3-piece model of GTX and Aquila EX comes with a set of exclusive rod backs for bulky (Synthetic leather). With a moderate thickness and durable construction, it protects the rod from shocks during expedition.

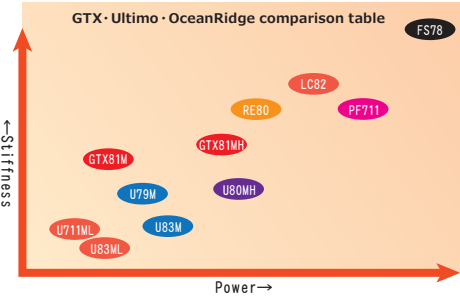
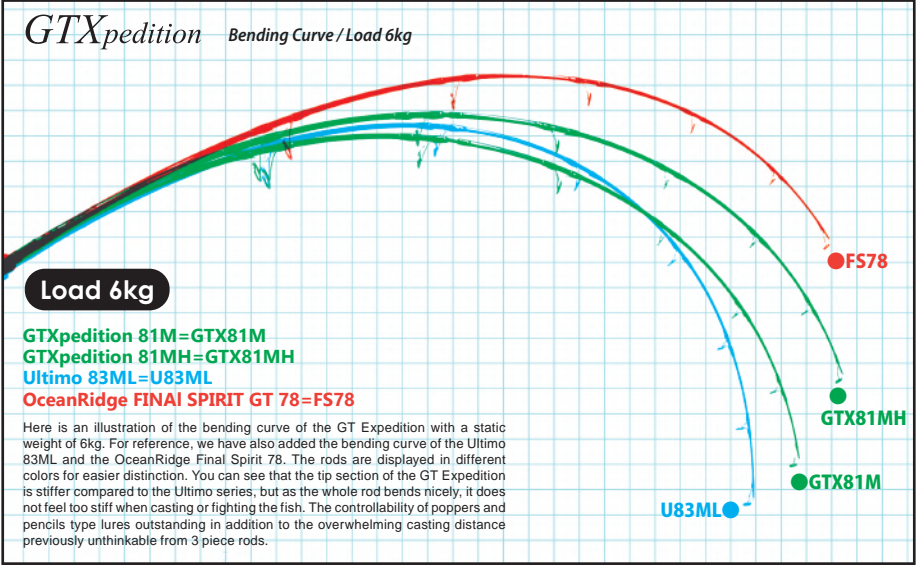
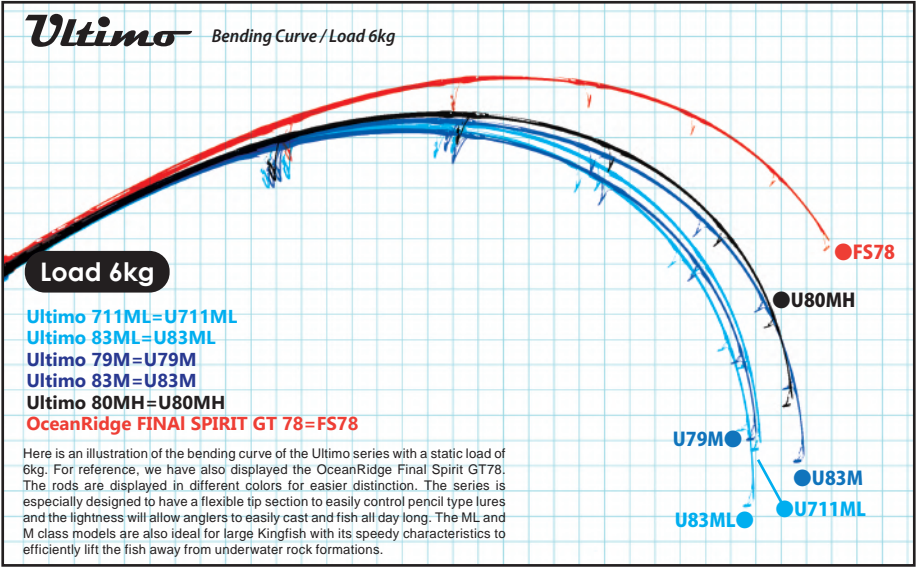
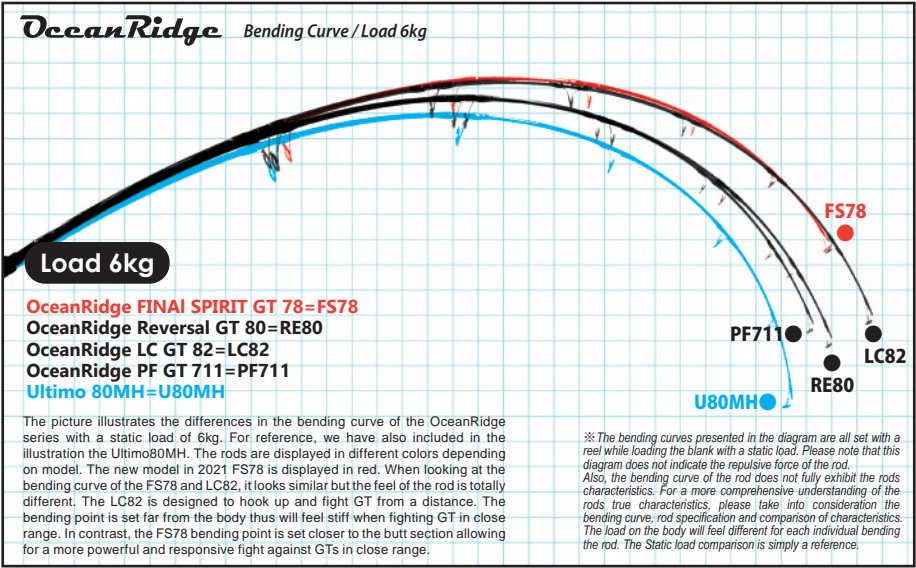
### Rod Detail

Guide / SiC Ocean Guide(Fuji)  
Reel seat / DPS20(Fuji)



OceanVoyager  
**GTXpedition 81M/3pcs**  
Lure MAX 140g  
Line MAX PE 6  
Drag Max 10kg/45°  
Length: 8ft 1in  
Closed Length: 887mm  
Weight: 380g  
Price:

OceanVoyager  
**GTXpedition 81MH/3pcs**  
Lure MAX 180g  
Line MAX PE 8  
Drag Max 13kg/45°  
Length: 8ft 1in  
Closed Length: 887mm  
Weight: 386g  
Price:



Here is a chart displaying the power and stiffness in the different series for the GT game with a static load of 6kg. The OceanRidge series are designed to specifically target GT with large mouthed poppers and large pencil type lures which is a heavy burden on the rods. In 2021, the most powerful of the series, FS78 has been refined and will be ready for release. Although it is the most powerful rod of the series, we have rebalanced the bending curve in order to allow anglers to more efficiently lift the massive GT. The Ultimo series are designed for anglers to utilize diving pencil type lures with its flexible tip section. With the smooth bending curve, we can recommend this rod for anglers with a smaller build or female anglers. The GT Expedition series are 3 piece rods ideal for your exotic trips to tropical countries overseas. The blank is extremely sharp and will allow anglers to utilize a wide range of lures. Both the Ultimo and GT Expedition are also great to target massive Kingfish off-shore, especially for those anglers who prefer a sharp rod.