



<https://ripplefisher.com/>



FOR TRIUMPH

- OceanRidge  
**BIG TUNA**
- Aquila*
- Ultimo*
- OceanRidge  
*FINAL SPIRIT GT*
- OceanVoyager  
*GTXpedition*
- OceanArrow  
*SELFISH*
- OceanArrow  
*SilverStream*
- Avarice*
- MonsterImpact**
- RunnerExceed**
- FINAL STAND UP
- RealCrescent*

Produced by RippleFisher

Dealer

# RIPPLE FISHER 2020 PRODUCT

*Hand Craft*  
**Ripple Fisher**

English Version

R I P P L E F I S H E R   F O R   T R I U M P H

## Hand in hand with the challengers

In the salt water fishing market, new fishing grounds, techniques and tackle is forever evolving whether it be for land based fishing or offshore fishing. In order to catch that dream fish, the passion will never fade even in the harshest environment. This passion is the motivation to not only discover new fishing methods and techniques but to also seek tackle developed with the cutting edge technology. At Ripplefisher, we seek to develop rods with a specific concept in order to give advantages to these challengers in the field. That concept is "Strength" in the rod.

This "strength" is not simply the rods high breaking strength nor is it the stiffness. The "strength" we refer to is the ability of a rod to enable an angler to catch fish.

For tuna fishing, for example, no matter how strong or stiff a rod may be, if the angler cannot fully bend the rod, then it will not perform to its full potential. There is no single answer to fishing but one thing we can say is that tuna rods will produce lifting power by bending in. This also helps anglers to maintain balance and fighting position. The bending of the rod will consistently apply pressure on the fish at the most vital moments, giving the angler the advantage during the fight.

This is not just limited to Tuna fishing but all styles and types of fishing. The power of a rod is not the main factor for a successful catch, but it is the ability of the angler to fully utilize the rods given power. This will allow anglers to go neck to neck with the biggest of fish.

Lure fishing is a style of fishing that requires you to challenge the limits. By applying high drag and having appropriate tackle balance in your rod, reel, line and hooks, you will be able to heighten your ability.

Farther, stronger and lighter.

When challenging your limits, the role fishing rods have are vital. At Ripplefisher, we have continued to make great efforts to improve our rod manufacturing ability for each field and situation in order to support as many anglers as possible.

However, each and every angler have different styles and preferences and there are only a limited number of products we can send out to the world. We are aware that there is nothing perfect in this world, however we will continue to strive to develop new products for anglers to achieve their dreams.

This is our mission and duty as a craftsman.

*Hand Craft*  
**Ripple Fisher**

# OCEAN

Boat Casting & Jigging

**BIG TUNA** New Model  
**Aquila**  
*GTxpedition* New Model  
**Ultimo**  
**OceanRidge**  
**SELFISH** New Model  
**OceanArrow**  
Snapper

Ripple Fishing



OceanRidge  
**BIG TUNA**



**Boat Casting / Tuna**

OceanRidge  
**BIG TUNA**

In Japan, we have a variety of species of Tuna, including the bluefin tuna, yellowfin tuna, dogtooth etc. Each species inhabit different seas with different current conditions, water temperature, baits and sizes. Furthermore, the size of these species tend to be growing and with the evolution of our fishing tackle and the improvement of the anglers capabilities, super large size (200kg class) tuna have started being caught. In order to adapt to the ever changing conditions and situations, we have started the reconstruction of the BIG-TUNA series. To begin with, we have added the 83 to the series in 2020 as the successor for the long hit in past years. Tuna rods are the largest and most powerful series of rods and thus require the most intricate carbon sheet patterns and techniques in order to create the blanks. We need to continue evolving and improving our techniques to keep up with the most up to date fishing techniques and style. Please stand by and look forward to future developments in the BIG-TUNA series.

**BIG TUNA 85F JAPAN Special / Light Class**  
This 85F will allow anglers to cast out small lures with great distance with the use of lines between PE3~6 and lures ranging from 18g ~ 120g. It is a tenacious and bendy rod so it is less likely for anglers to break the rod when high sticking. Use of general light tuna rods result in a long and grueling fight as anglers are worried about rod breakage or line breakages, however, this 85F is not a light tackle rod. It is a new generation of tuna rods which exceed the line and knot breakage specifications. Although it possesses the power to overcome Tuna exceeding 50kg, this tolerant rod will also be ideal for casting for targets such as Yellow-tails and Kingfish in your local waters.

**New BIG TUNA 83 JAPAN Special / Middle Class**  
This model was developed with "lure control" and "fight" as its main focus, but it goes without saying that casting is also outstanding. It is a PE6~8 middle class rod not only able to pinpoint cast but also able to utilize small mouthed diving poppers and diving pencils required for an attack. You will be able to realize the evolution of our BIG-TUNA series with its lightness and outstanding balance, allowing anglers to cast all day long. Furthermore, the bending point is set close to the body enabling anglers to easily bend in and capitalize on the butt power with little effort.

**BIG TUNA 85 JAPAN Special / Heavy Class**  
Remarkable characteristic of this model is sharpness without wobble when you cast. Comfortability for casting lure 50g to 100g and more without any stress and enough power are loaded on this 85. This can be recommended for blue fin tuna over 50kg on field as such as Tappi Aomori while taking advantage of sharpest feeling in this series. This is the power model that is well balanced while maintaining excellent casting feel.

**BIG TUNA 710 JAPAN Special / Heavy Class**  
In contrast to the 87, this rod is sharp when casting while possessing the tenacity and added lifting power. Although it is possible for anglers to high stick this rod to conserve energy, the lifting power will allow anglers to take initiative of the fight before it ends up becoming a long drawn-out battle. You could say that this rod will only show its true evolutionary characteristics to experienced anglers.

**BIG TUNA 76 JAPAN Special / Power Class**  
This model is for anglers with their sights on Blue-fin tuna weighing over 200kg. Similar to the 73, this 76 is capable of not only casting large lures mostly used when the targets are feeding on dolphin fish (mahi-mahi), but also allows anglers to cast and control the lighter (60g) sinking pencils for smaller baits. The difference from the 73 will be the contrasting fight style. While possessing strong butt power to constantly apply pressure on the fish, we have drastically reduced the load on the angler by bringing the bending point closer to the angler, allowing for a prolonged fight.

**BIG TUNA 73 JAPAN Special / Power Class**  
This model is for anglers with their sights on Blue-fin tuna weighing over 200kg. Its castability is next to non, able to accurately hit feeding targets with large lures most productive when they are feeding on dolphin fish (mahi-mahi). Being short in length and the stiffest model in the series, it is most suited for anglers who have confidence in their strength and ability to go head to head with the monstrous tuna.



BIG TUNA 83 / TEST

**Rod Detail**  
Guide / 85F SIC-S Titanium frame K Guide+SiC Ocean Guide(Fuji) Rest of all SiC Ocean Guide(Fuji)  
Reel seat / DPS20(Fuji)  
BRC (made of rubber) is on the end of grip of 85F,83,85,710 as a standard but you can select aluminum gimbal instead.  
If you are interested in it, please made inquiry to dealer in your region.  
Aluminum gimbal (※with rubber cap) is loaded on end of grip of 76 and 73 as a standard.  
※Please refer to images of those 2 models on catalog.

The length of rear grips of BIG TUNA series are longer than others to be held on lower position. To reduce the physical burden of anglers from long period of fight, we recommend you to choose gimbal belt which can be equipped on lower position.

Model	Class	Lure	Line	Drag Max	Length	Weight	Price
OceanRidge <b>BIG TUNA 85F</b> JAPAN Special	Light Class	18~120g	PE 3~6	10kg/45°	Length: 8ft 5in Closed Length: 1880mm	Weight: 370g	
OceanRidge <b>BIG TUNA 83</b> JAPAN Special	Middle Class	40~150g	PE 6~8	15kg/45°	Length: 8ft 3in Closed Length: 1785mm	Weight: 412g (Prototype)	
OceanRidge <b>BIG TUNA 85</b> JAPAN Special	Heavy Class	40~160g	PE 6~12	15kg/45°	Length: 8ft 5in Closed Length: 1850mm	Weight: 434g	
OceanRidge <b>BIG TUNA 710</b> JAPAN Special	Heavy Class	40~160g	PE 6~12	15kg/45°	Length: 7ft 10in Closed Length: 1672mm	Weight: 393g	
OceanRidge <b>BIG TUNA 76</b> JAPAN Special	Power Class	60~180g	PE 8~12	18kg/45°	Length: 7ft 6in Closed Length: 1575mm	Weight: 398g	
OceanRidge <b>BIG TUNA 73</b> JAPAN Special	Power Class	60~180g	PE 8~12	18kg/45°	Length: 7ft 3in Closed Length: 1515mm	Weight: 406g	

A=Whole length of grip B=Length from reel foot to end of grip when reel is equipped

※Recently it has become possible to catch Blue-fin tuna in Japan, with weight exceeding 200kg. However, there are also dangers involved when targeting tuna exceeding 100kg in rough conditions. Although models such as the BIG TUNA 76 and 73 are designed to target "Blue-fin tuna over 200kg", the specifications have been set and explanations written down with the assumption that the angler has sufficient strength, training and experience in the field.



## BIG TUNA Model Explanation



BIG TUNA 85F

### BIG TUNA Series | About power categories

In some areas, the size of what was once said to be large size fish has grown from 100kg to 200kg and the 200kg to 300kg, requiring added models catered for these larger fish. With the ever changing size of tuna and fishing conditions, it has become difficult to chose the most suited rod. So as of 2020 models, we have set the power category as follows in order for a more comprehensive understanding. The 85, 710, 73, 76 are all in the same line max category however the 73 and 76 have been designed with a higher breakage point suited for targeting 200kg class fish which are in a different power category from the 85 and 710.

Power Category	Model	Line	Lure
Light Class / PE6 recommended	85F	PE3~6	18~120g
Middle Class / PE8 recommended	83	PE6~8	40~150g
Heavy Class / PE10 recommended	85	PE6~12	40~160g
	710	PE6~12	40~160g
Power Class / PE12 recommended	73	PE8~12	60~180g
	76	PE8~12	60~180g

Based on the above power category, rods shipped after 2020 will be categorized as follows.

### About Pin-thread color

The pin-thread color will be changed according to power category (as of 2020 shipment). The light class 85F will have silver, the middle class 83 will have blue, the heavy class 85 and 710 will have red and the power class 73 and 76 will have champagne gold color pin threads.



### About Butt spacer

In addition, the name of the models will be imprinted in the butt spacer for easier identification for those anglers who take numerous models on a boat.



BIG TUNA 83



BIG TUNA 76



### Boat Casting / King Fish & Yellow Tail & Tuna

# Aquila

We have various models to the Aquila series, which have already been popular for the boat casting game.

In recent years, the Kingfish and tuna games have become more subdivided. In our lineup are 9 models. We have categorized them into four different series, ST, MLT, MST and EX. The ST series are the most standard models, which are well balanced and fine honed to cater for various situations and various targets.

The MLT series have a combination of a flexible tip section and a stiff butt section to go after massive fish with light line. The MST series are the already popular models to go after monstrous Kingfish with sheer power and strength. The EX models have newly been introduced to the series, which are 3 piece pack rods for anglers traveling around the world.

The Aquila series are rods built to defy the boundaries of fishing. It was our quest to seek lifting power, easy handling of lures, outstanding castability and last but not least, the ability to parry the angry fish.

We don't simply make rods with "power", we make rods with "strength".



## Aquila ST

The Aquila ST series are models which have had all the standard yet important factors for the casting game fused together at a high dimension. Specifically, the standard performances of casting, lure maneuverability, hooking up the fish and fighting. They have a sharp feeling and once the rods are loaded with the fish, the bending curve will gradually transfer towards the angler, allowing for a steady fight utilizing the butt power to maintain the initiative of the fight. We have prepared 3 power classes of PE #3, #4 and #6 to cater for various species and situations.

### Aquila ST 78-3

The shorter rod length is designed for easy handling and casting for use on small - medium size boats. The tip section has sufficient stiffness, yet allows anglers to cast smaller size top water plugs to maneuver on the surface. It is an ideal rod for targeting bonitos, yellowtails and Kingfish, which require subtle lure control with light line. For those who own boats, you can target various species with this single versatile short length rod.

### Aquila ST 80-4

This medium powered rod is your PE4 class casting rod for your local waters. Once loaded, the rod bends smoothly towards the butt section, creating a beautiful arc. Although it has a sharp feeling, the slow-tapered rod is designed to bend towards the butt section to absorb the thrashing run and enable a stable fight against 10kg class Kingfish.

### Aquila ST 85-6

This ST85-6 have enough sharpness on blanks to deliver small lure like a bullet. Especially when you have to cast into boil of kingfish or tuna in head wind, you won't lose accuracy and you can deliver lure where you have wished to. It has been designed to be worked as like your arms on manipulating and provide you a stability on fighting. (Previous name:85H)

## Aquila MLT

The Aquila MLT series were developed for situations where your targets are feeding on super small baitfish (white bait) and require anglers to utilize lighter tackle or for situations where the fish are highly sensitive towards fishing vessels and require anglers to cast long distances. You can say that we had to fuse together contradicting features of casting and controlling light lures while possessing the power for large species and maintaining the initiative of massive fish during the fight. It is a new generation of rods designed to catch large species with light tackle, requiring anglers to maximize the strength of the line. This line-up of rods compliments the compilation of models produced for our off-shore series.

\*The 2/4 notation on the rod means the tip section is a PE2 class while the butt section is PE4 max. (3/6 means the tip is a PE3 class while the butt is a PE6 class)

### Aquila MLT 82-2/4

The MLT82-2/4 has a tip section of a PE2 class, enabling anglers to accurately cast and control small - super small lures. It is an ideal model to overcome the challenging game where the white-bait are on the targets main menu. With its outstanding casting ability and controllability of the small lures, anglers will be able to reach great distances when casting and won't spook the fish from the presence of the boat. Although the tip section is light, the PE4 class butt section will enable anglers to maintain the initiative during the fight and lift the fish efficiently. Its versatility will allow anglers to target and land various species from the blue-runners, bonitos, dorados, and tuna. We hope this rod will assist those anglers who have been itching to cast smaller lures, farther, wider and with lighter line to catch your dream fish.

### Aquila MLT 82-3/6

This is a model with increased power to PE6 class compared to the MLT82-2/4, but for use with small lures and light line. The tip section has the flexibility of a PE3 while the butt section possessing the power of a PE6. When comparing to the ordinary PE6 class rod, anglers will be able to swing through with less effort while increasing the accuracy and casting distance. The blank will bend over nicely once loaded yet possessing the underlying power to stop the monstrous fish. During the testing of this model, we were able to catch a 47kg yellowfin tuna in less than 10 minutes with a PE4 line. With the contradicting features of power (for lifting the fish) and flexibility (for casting and controlling smaller lures), you could say that this rod is at the pinnacle of Ripple Fishers' rod making technology.

### MLT optional part "Short handle for UnderCast"



## Aquila MST

The Aquila MST series have been designed for those anglers with their sights on monstrous Kingies. The main purpose of these rods are to enable anglers to go head to head with supersize fish with the use of strong PE7-8 class line and large lures for situations when the targets are feeding on large bait fish like, dorados, needle fish, flying fish etc. These rods are not just a stiff stick with power. On the contrary, in order to deal with sudden dives of the Kingfish, they have been designed with the bending point to transfer towards the angler as more load is applied to the blank. It is a user-friendly rod for any angler to use as you can load your weight on the rod by bending your knees during the fight.

The + symbol next to the power class indicates that the power and tenacity has been added to the usual power class.

### Aquila MST 85-7+

This is a model for anglers targeting supersize Kingfish with the use of 40g- 120g lures. Although it is categorized as a power model, the lightness of the rod will allow anglers to cast all day long and freely pursue the lightning speed Kingfish. As the bending point transfers towards the angler once hooked up, anglers will be able to conduct a steady fight by countering your body weight against the fish by lowering your hips and loading the rod even when you're almost against the bow railing. Furthermore, the length of the rod will also assist you when conducting long casts towards feeding tuna. (Previous name: Aquila 85H+)

### Aquila MST 711-8+

This model is especially designed for anglers who face the dorado pattern, requiring them to utilize large lures up to 180g for the supersize Kingfish. It is also ideal for those anglers who like to go head to head with powerful fish in shallow areas. The underlying power of the rod also allows you to utilize this rod for the GT game. Compared to the ordinary GT rods, this rod will bend over more naturally, which is ideal for smaller/shorter and even female anglers. (Previous name: Aquila 711HH+)



## Aquila EX


The Aquila EX series are the ultimate 3-piece expedition pack rod without compromises. Today, anglers are flying around the world to target their dream species and the farther you go, the more limitations there are regarding your luggage. Through countless trial and error, the Aquila EX series have now come to shape and ready to travel with you wherever you go. We have prepared a PE3 and PE6 class models for use with a vast range of lures with a super sharp feel to it. Although they are 3 piece models, it possesses a sharp feel to it and anglers will be able to bend and load the butt section of the rod to stop the monstrous targets. We are confident that these models will help you catch those rare species at the most remote areas around the world.

### Aquila EX 79-3

The EX79-3 was designed with its sights on targets like the Cubera snapper, Roosterfish from Latin America and other exotic species that inhabit the various Amazon ponds in Asia. As you are limited with your tackle options when traveling the world, we have created this versatile rod for use with a vast range of lures from the large jig heads, poppers and diving pencils. The rod can be characterized as being a little stiffer compared to the ordinary grip joint rods, but it is a highly responsive rod also ideal for use in the casting game targeting the bonitos and yellowtails from smaller boats.

### Aquila EX 83-6

The EX83-6 is a model ideal as a light tackle rod for the GT game or Kingfish game. Through the countless testing phases, we were able to come up with a "flexible" tip section which is extremely rare for pack-rods, enabling anglers to easily control the subtle action of middle size diving pencils. During the field-testing, the butt section was able to stop the run of the GT in shallow waters of 6m, while the rest of the rod bending and absorbing the power of the angry GT. The rod has proven itself that it can be one of your trusted main weapons for your exotic expeditions around the world.



### Rod Detail

Guide / ST78-3 · EX79-3 SIC-S Titanium frame K Guide(Fuji)  
Rest of all SIC-S Titanium frame K Guide+SIC Ocean Guide(Fuji)  
Reel seat / ST78-3 · EX79-3 DPS18(Fuji) Rest of all DPS20(Fuji)

Aquila ST 78-3	Aquila ST 80-4	Aquila ST 85-6	Aquila MLT 82-2/4	Aquila MLT 82-3/6	Aquila MST 85-7+	Aquila MST 711-8+	Aquila EX 79-3 3pcs-Pack Rod	Aquila EX 83-6 3pcs-Pack Rod
Lure / Comfort Weight 30~50g Line MAX PE 3 Drag Max 5kg/45° Length: 7ft 8in Closed Length: 1780mm Weight: 224g Price:	Lure / Comfort Weight 40~80g Line MAX PE 4 Drag Max 7kg/45° Length: 8ft Closed Length: 1782mm Weight: 300g Price:	Lure / Comfort Weight 40~110g Line MAX PE 6 Drag Max 12kg/45° Length: 8ft 5in Closed Length: 1925mm Weight: 338g Price:	Lure / Comfort Weight 30~70g Line PE 2~4 Drag Max 7kg/45° Length: 8ft 2in Closed Length: 1782mm Weight: 341g Price:	Lure / Comfort Weight 40~90g Line PE 3~6 Drag Max 10kg/45° Length: 8ft 2in Closed Length: 1785mm Weight: 348g Price:	Lure / Comfort Weight 40~120g Line MAX PE 7 Drag Max 14kg/45° Length: 8ft 5in Closed Length: 1897mm Weight: 382g Price:	Lure / Comfort Weight 80~180g Line MAX PE 8 Drag Max 16kg/45° Length: 7ft 11in Closed Length: 1752mm Weight: 369g Price:	Lure / Comfort Weight 40~60g Line MAX PE 3 Drag Max 5kg/45° Length: 7ft 9in Closed Length: 847mm Weight: 263g Price:	Lure / Comfort Weight 60~120g Line MAX PE 6 Drag Max 10kg/45° Length: 8ft 3in Closed Length: 905mm Weight: 353g Price:

A=Whole length of grip B=Length from reel foot to end of grip when reel is equipped



## Boat Casting / GT & King Fish

2020 New Model

OceanVoyager

# GTXpedition

Ripplefisher's 3 piece pack rod, "GTXpedition" model has been reborn. When considering recent traveling limitations, the collapsed length has been set to 887mm for the two PE6 and PE8 class rods. These models are not only suitable for your GT fishing in exotic locations but also trips targeting massive kingfish. By combining these rods with the Aquila EX models, anglers will have a wider range to choose from depending on the sea conditions, lure size and target size.

By reviewing the bending of the new GTXpedition models, we were able to perfect it as a 3 piece rod. With its lightness, outstanding balance, sharpness and appropriate bending curve, you will not believe it to be a multi piece rod. We hope you can first handedly experience the ever improving technology at Ripplefisher.

### New GTXpedition 81M

This is a PE6 class multi piece model to target GT and Kingfish domestically or internationally. It is ideal for use with diving pencils and small mouthed poppers. The seamless bending curve pleasantly surprise you as it will not feel like a 3 piece blank. Anglers will be able to cast into strong head winds with its added sharpness and the blank will assist anglers to maintain balance during the fight and efficiently lift the fish. We are proud to present you this rod with the potential to go head to head against 30-40kg class GT while being a PE6 class light and sharp rod.  
**Anglers Weight : 55kg~**



### New GTXpedition 81MH

This is a PE8 class multi piece model to target large size GT as its main target domestically or internationally. The sharp and highly resilient blank is ideal for use with large diving pencils and medium size mouthed poppers. You will be able to utilize and sharply maneuver these lures with little effort thanks to the characteristics of the blank. The sharpness of the blank will also reduce the load on the angler when casting all day long. In contrast to the 81M, this model is more muscular and has a sharper blank with instantaneous force enabling anglers to take initiative and have a speedy fight with the monstrous fish. You will be able to load the blank and stop the fish in shallow waters or around rough structures. This is the ultimate travel rod we were able to produce through challenging the limits of a multi piece rod. **Anglers Weight : 65kg~**

### Rod Detail

Guide / SIC Ocean Guide(Fuji)  
Reel seat / DPS20(Fuji)



2020 New Model  
OceanVoyager  
**GTXpedition 81M/3pcs**

Lure  
**MAX 140g**  
Line  
**MAX PE 6**  
Drag Max  
**10kg/45°**

Length: 8ft 1in  
Closed Length: 887mm  
Weight: 380g

Price:

2020 New Model  
OceanVoyager  
**GTXpedition 81MH/3pcs**

Lure  
**MAX 180g**  
Line  
**MAX PE 8**  
Drag Max  
**13kg/45°**

Length: 8ft 1in  
Closed Length: 887mm  
Weight: 386g

Price:




GTX 81MH

GTX 81M

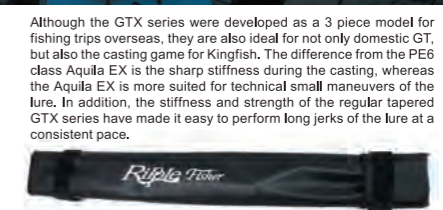


GTX 81MH

GTX 81MH



GTX 81M



The 3-piece model of GTX and Aquila EX comes with a set of exclusive rod backs for buffy (Synthetic leather). With a moderate thickness and durable construction, it protects the rod from shocks during expedition.





Boat Casting / GT & Kingfish

# Ultimo

The Ultimo Series are the core of Ripple Fisher's GT rods. The series are able to handle a variety of lures from pencil type to popping type lures while having a light, yet very responsive blank for anglers to cast throughout the day. Although the rod may seem simple with its easy castability and controllability, the butt power is outstanding and we have set an ideal loading point for anglers to be able to maintain their balance with a heavy load. The Ultimo series are a fusion of modern GT fishing combined with Ripple Fisher's long experience in rod building.



Ultimo 83M

**Ultimo 711ML**  
This is a lighter model ideal for anglers with a smaller build and female anglers who have never experienced our Ultimo series. It is also ideal for anglers targeting large Kingfish and Tuna up to 50kg with the use of lures around 100g. We believe that you will feel the sharpness, lightness and overall controllability of the rod once you fish with it. Anglers will be able to cast throughout the day stress free and apply high pressure on the fish with little effort during the fight.  
**Anglers Weight : 50kg~(Recommendation)**

**Ultimo 83ML**  
This rod is ideal for targeting not only GT, but also monstrous Kingfish and Tuna up to 50kg from the bow of medium to large size charter boats. It is a well balanced rod with great casting distance, controllability and lightness. Even beginners and less masculine anglers will be able to cast a mile with lures exceeding 150g by loading up the rod and using its repulsive force. The unique characteristics of the ML class rods use the bend of the whole rod when casting and fighting of the fish. Therefore, it is not suited for the application of the NANOALLOY® technology. Furthermore, the 83ML is the most flexible rod in the Ultimo series and can be classed as a rod between the BIG TUNA series and the Ultimo. Anglers will require the least amount of strength when fighting the fish, as the rod exceeds its line class potential.  
**Anglers Weight : 55kg~(Recommendation)**


**Ultimo 79M Nano**  
The 79M Nano is a powerful and maneuverable short length rod. With its short length, it is ideal for anglers who prefer to fish from the stern or middle section of small, medium and large charter boats using the bend of the blank to your advantage. It's a perfect rod for experienced smaller built or female anglers. Although the butt section is a M class rod, the tip section is stiffer allowing anglers to have better command of their casting and control of their lures.  
**Anglers Weight : 55kg~(Recommendation)**

**Ultimo 83M Nano**  
This is a well-balanced rod to easily cast and handle from high footing in medium to large boats. This model basically enables any angler to easily cast and maximize its potential in unstable deck conditions. The flexible, yet sharp casting feel is unique to the Ultimo series. The sharpness and strength was realized by constructing the blank with the Nano material. The bending point gradually transfers towards the angler allowing for use in not only GT fishing but also great to target monstrous Kingfish and Tuna. **Anglers Weight : 60kg~(Recommendation)**

**Ultimo 80MH Nano**  
80MH is an almighty model with a combination of long length and power. It is a versatile rod able to utilize in any given boat or field with the use of pencil type lures to medium mouth poppers. However, with the somewhat stronger rod settings, the angler needs to be well built or strong. With strength and experience, this rod will respond to the anglers powerful lifting and fight giving you that advantage required for monstrous fish. It is a best matched rod for the GT game which require long casting in shallow waters where anglers are required to take initiative.  
**Anglers Weight : 60kg~(Recommendation)**


Rod Detail

Guide / SIC Ocean Guide(Fuji)  
Reel seat / DPS20(Fuji)  
Those with NANO notation, NANOALLOY® technology of TORAY is loaded.



<p><b>Ultimo 711ML</b></p> <p>Lure MAX 150g Line MAX PE 6 Drag Max 12kg/45° Length: 7ft 11in Closed Length: 1780mm Weight: 369g Price</p>	<p><b>Ultimo 83ML</b></p> <p>Lure MAX 150g Line MAX PE 6 Drag Max 12kg/45° Length: 8ft 3in Closed Length: 1815mm Weight: 365g Price</p>	<p><b>Ultimo 79M Nano</b></p> <p>Lure MAX 160g Line MAX PE 7 Drag Max 13kg/45° Length: 7ft 9in Closed Length: 1740mm Weight: 366g Price</p>	<p><b>Ultimo 83M Nano</b></p> <p>Lure MAX 160g Line MAX PE 7 Drag Max 13kg/45° Length: 8ft 3in Closed Length: 1835mm Weight: 362g Price</p>	<p><b>Ultimo 80MH Nano</b></p> <p>Lure MAX 170g Line MAX PE 8 Drag Max 14kg/45° Length: 8ft Closed Length: 1740mm Weight: 383g Price</p>
-------------------------------------------------------------------------------------------------------------------------------------------------------------------	-----------------------------------------------------------------------------------------------------------------------------------------------------------------	---------------------------------------------------------------------------------------------------------------------------------------------------------------------	---------------------------------------------------------------------------------------------------------------------------------------------------------------------	------------------------------------------------------------------------------------------------------------------------------------------------------------------

A=Whole length of grip B=Length from reel foot to end of grip when reel is equipped



Ultimo 83ML