



Ripple Fisher

Ripple

Ripple Fisher

<http://ripplefisher.com/>

RippleFisher / Made in JAPAN

Dealer

RippleFisher 2019
Handcrafted in Japan

English version.

2019 RippleFisher

Tradition and evolution

The soul of Ripple Fisher's rods lie in the "Blank".

Based on the needs of the anglers, we have given life to our rods by consistently evolving to strive for strength and usability. We do not simply pursue something new, nor do we deny products from the past. Ripple Fisher has and will always strive to achieve great performance in our rods where the "true power and easy handling will be exhibited when pushed to the limits".

Each and every product in our lineup is our answer to our efforts of rod building.

We believe that rod building is an evolution for a new creation.

In order to evolve, the designer of Ripple Fisher rods will not change. The reason for our in-house production of the blanks and complete product is to not only carry on the spirit of Ripple Fisher, but to continuously move on to new challenges.

The evolution of design and technology can only be achieved through years of production experience in our factory and the accumulation of knowledge is the fundamental basis of "product development".

The first step to evolution is to face new challenges. This is a factor we cannot avoid in order to develop something great.

Evolution through the accumulation of tradition. Our continuous challenge to improve our production technology.

This is Ripple Fisher's heart and soul.

Hand-Craft
Ripple Fisher



Off Shore
Boat Casting & Jigging

Aquila
BIG TUNA
Ultimo
OceanRidge
GTXpedition
SELFISH
OceanArrow



Like no other



2019 New Products **Aquila**

In the 2019 season, we have refined and added various models to the Aquila series, which have already been popular for the boat casting game.

In recent years, the Kingfish and tuna games have become more subdivided. We have brushed up our lineup to focus on specific performance in various situations and challenged ourselves to develop a blank never seen before.

In our new lineup, there are 9 models. We have categorized them into four different series, ST, MLT, MST and EX. The ST series are the most standard models, which are well balanced and fine honed to cater for various situations and various targets.

The MLT series have a combination of a flexible tip section and a stiff butt section to go after massive fish with light line. The MST series are the already popular models to go after monstrous Kingfish with sheer power and strength. The EX models have newly been introduced to the series, which are 3 piece pack rods for anglers traveling around the world.

The new Aquila series are rods built to defy the boundaries of fishing. It was our quest to seek lifting power, easy handling of lures, outstanding castability and last but not least, the ability to parry the angry fish.

We don't simply make rods with "power", we make rods with "strength".

New Aquila Series



Aquila ST

The Aquila ST series are models which have had all the standard yet important factors for the casting game fused together at a high dimension. Specifically, the standard performances of casting, lure maneuverability, hooking up the fish and fighting. They have a sharp feeling and once the rods are loaded with the fish, the bending curve will gradually transfer towards the angler, allowing for a steady fight utilizing the butt power to maintain the initiative of the fight. We have prepared 3 power classes of PE #3, #4 and #6 to cater for various species and situations.

New Aquila ST 78-3

The shorter rod length is designed for easy handling and casting for use on small ~ medium size boats. The tip section has sufficient stiffness, yet allows anglers to cast smaller size top water plugs to maneuver on the surface. It is an ideal rod for targeting bonitos, yellowtails and Kingfish, which require subtle lure control with light line. For those who own boats, you can target various species with this single versatile short length rod.

New Aquila ST 80-4

This medium powered rod is your PE4 class casting rod for your local waters. Once loaded, the rod bends smoothly towards the butt section, creating a beautiful arc. Although it has a sharp feeling, the slow-tapered rod is designed to bend towards the butt section to absorb the thrashing run and enable a stable fight against 10kg class Kingfish.

Aquila ST 85-6

This ST85-6 have enough sharpness on blanks to deliver small lure like a bullet. Especially when you have to cast into boil of kingfish or tuna in head wind, you won't lose accuracy and you can deliver lure where you have wished to. It has been designed to be worked as like your arms on manipulating and provide you a stability on fighting. (Previous name:85H)



Aquila MLT

The Aquila MLT series were developed for situations where your targets are feeding on super small baitfish (white bait) and require anglers to utilize lighter tackle or for situations where the fish are highly sensitive towards fishing vessels and require anglers to cast long distances. You can say that we had to fuse together contradicting features of casting and controlling light lures while possessing the power for large species and maintaining the initiative of massive fish during the fight. It is a new generation of rods designed to catch large species with light tackle, requiring anglers to maximize the strength of the line. This line-up of rods compliments the compilation of models produced for our off-shore series.

**The 2/4 notation on the rod means the tip section is a PE2 class while the butt section is PE4 max. (3/6 means the tip is a PE3 class while the butt is a PE6 class)*

New Aquila MLT 82-2/4

The MLT82-2/4 has a tip section of a PE2 class, enabling anglers to accurately cast and control small ~ super small lures. It is an ideal model to overcome the challenging game where the white-bait are on the targets main menu. With its outstanding casting ability and controllability of the small lures, anglers will be able to reach great distances when casting and won't spook the fish from the presence of the boat. Although the tip section is light, the PE4 class butt section will enable anglers to maintain the initiative during the fight and lift the fish efficiently. Its versatility will allow anglers to target and land various species from the blue-runners, bonitos, dorados, and tuna. We hope this rod will assist those anglers who have been itching to cast smaller lures, farther, wider and with lighter line to catch your dream fish.

New Aquila MLT 82-3/6

This is a model with increased power to PE6 class compared to the MLT82-2/4, but for use with small lures and light line. The tip section has the flexibility of a PE3 while the butt section possessing the power of a PE6. When comparing to the ordinary PE6 class rod, anglers will be able to swing through with less effort while increasing the accuracy and casting distance. The blank will bend over nicely once loaded yet possessing the underlying power to stop the monstrous fish. During the testing of this model, we were able to catch a 47kg yellowfin tuna in less than 10 minutes with a PE4 line. With the contradicting features of power (for lifting the fish) and flexibility (for casting and controlling smaller lures), you could say that this rod is at the pinnacle of Ripple Fishers' rod making technology.



Aquila MST

The Aquila MST series have been designed for those anglers with their sights on monstrous Kingies. The main purpose of these rods are to enable anglers to go head to head with supersize fish with the use of strong PE7~8 class line and large lures for situations when the targets are feeding on large bait fish like, dorados, needle fish, flying fish etc. These rods are not just a stiff stick with power. On the contrary, in order to deal with sudden dives of the Kingfish, they have been designed with the bending point to transfer towards the angler as more load is applied to the blank. It is a user-friendly rod for any angler to use as you can load your weight on the rod by bending your knees during the fight.

The + symbol next to the power class indicates that the power and tenacity has been added to the usual power class.

Aquila MST 85-7+

This is a model for anglers targeting supersize Kingfish with the use of 40g~ 120g lures. Although it is categorized as a power model, the lightness of the rod will allow anglers to cast all day long and freely pursue the lightning speed Kingfish. As the bending point transfers towards the angler once hooked up, anglers will be able to conduct a steady fight by countering your body weight against the fish by lowering your hips and loading the rod even when you're almost against the bow railing. Furthermore, the length of the rod will also assist you when conducting long casts towards feeding tuna. (Previous name: Aquila 85H+)

Aquila MST 711-8+

This model is especially designed for anglers who face the dorado pattern, requiring them to utilize large lures up to 180g for the supersize Kingfish. It is also ideal for those anglers who like to go head to head with powerful fish in shallow areas. The underlying power of the rod also allows you to utilize this rod for the GT game. Compared to the ordinary GT rods, this rod will bend over more naturally, which is ideal for smaller/shorter and even female anglers. (Previous name: Aquila 711HH+)



Aquila EX

The Aquila EX series are the ultimate 3-piece expedition pack rod without compromises. Today, anglers are flying around the world to target their dream species and the farther you go, the more limitations there are regarding your luggage. Through countless trial and error, the Aquila EX series have now come to shape and ready to travel with you wherever you go. We have prepared a PE3 and PE6 class models for use with a vast range of lures with a super sharp feel to it. Although they are 3 piece models, it possesses a sharp feel to it and anglers will be able to bend and load the butt section of the rod to stop the monstrous targets. We are confident that these models will help you catch those rare species at the most remote areas around the world.

•Notice for usage:


The Aquila EX series have been developed to stand comparison to the ordinary grip-joint rods. However, due to the nature of the 3 piece blank, if you load the rod while the joint sections are not completely or properly joined together, this will result in the breakage of the blank. The spigot joint section is designed to reduce the likely hood of the joints to come loose, however, please be sure to consistently check the connection when in use. We hope you take extra care when you're on an exotic expedition to reduce the chances of any trouble.

New Aquila EX 79-3

The EX79-3 was designed with its sights on targets like the Cubera snapper, Roosterfish from Latin America and other exotic species that inhabit the various Amazon ponds in Asia. As you are limited with your tackle options when traveling the world, we have created this versatile rod for use with a vast range of lures from the large jig heads, poppers and diving pencils. The rod can be characterized as being a little stiffer compared to the ordinary grip joint rods, but it is a highly responsive rod also ideal for use in the casting game targeting the bonitos and yellowtails from smaller boats.

New Aquila EX 83-6

The EX83-6 is a model ideal as a light tackle rod for the GT game or Kingfish game. Through the countless testing phases, we were able to come up with a "flexible" tip section which is extremely rare for pack-rods, enabling anglers to easily control the subtle action of middle size diving pencils. During the field-testing, the butt section was able to stop the run of the GT in shallow waters of 6m, while the rest of the rod bending and absorbing the power of the angry GT. The rod has proven itself that it can be one of your trusted main weapons for your exotic expeditions around the world.



Rod Detail

Guide / ST78-3• EX79-3 SiC-S Titanium frame K Guide(Fuji)
 Rest of all SiC-S Titanium frame K Guide+SiC Ocean Guide(Fuji)
 Reel seat / ST78-3• EX79-3 DPS18(Fuji) Rest of all DPS20(Fuji)

| | | | | | | | | |
|--|--|---|---|--|---|---|---|---|
| 2019 New Model Aquila ST 78-3 Lure / Comfort Weight 30~50g Line MAX PE 3 Drag Max 5kg/45° Length: 7ft 8in Closed Length: 1780mm Weight: 224g Price : | 2019 New Model Aquila ST 80-4 Lure / Comfort Weight 40~80g Line MAX PE 4 Drag Max 7kg/45° Length: 8ft Closed Length: 1782mm Weight: 300g Price : | Aquila ST 85-6 (Previous name:85H Nano) Lure / Comfort Weight 40~110g Line MAX PE 6 Drag Max 12kg/45° Length: 8ft 5in Closed Length: 1925mm Weight: 338g Price : | 2019 New Model Aquila MLT 82-2/4 Lure / Comfort Weight 30~70g Line PE 2~4 Drag Max 7kg/45° Length: 8ft 2in Closed Length: 1782mm Weight: 341g Price : | 2019 New Model Aquila MLT 82-3/6 Lure / Comfort Weight 40~90g Line PE 3~6 Drag Max 10kg/45° Length: 8ft 2in Closed Length: 1785mm Weight: 348g Price : | Aquila MST 85-7+ (Previous name:85H+) Lure / Comfort Weight 40~120g Line MAX PE 7 Drag Max 14kg/45° Length: 8ft 5in Closed Length: 1897mm Weight: 382g Price : | Aquila MST 711-8+ (Previous name:711HH+) Lure / Comfort Weight 80~180g Line MAX PE 8 Drag Max 16kg/45° Length: 7ft 11in Closed Length: 1752mm Weight: 369g Price : | 2019 New Model Aquila EX 79-3 3pcs-Pack Rod Lure / Comfort Weight 40~60g Line MAX PE 3 Drag Max 5kg/45° Length: 7ft 9in Closed Length: 847mm Weight: 263g Price : | 2019 New Model Aquila EX 83-6 3pcs-Pack Rod Lure / Comfort Weight 60~120g Line MAX PE 6 Drag Max 10kg/45° Length: 8ft 3in Closed Length: 905mm Weight: 353g Price : |
|--|--|---|---|--|---|---|---|---|

A=Whole length of grip B=Length from reel foot to end of grip when reel is equipped

Aquila



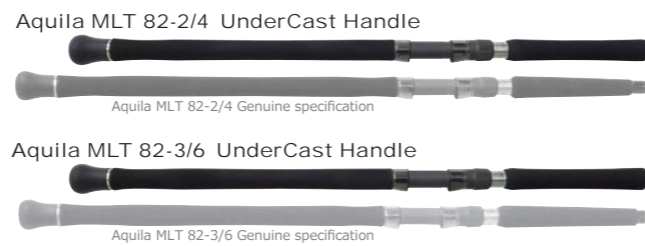
Aquila MLT 82-3/6



Option Parts *Aquila MLT Under Cast Handle*

The 2 models in the Aquila MLT series are designed for long casting and easy fighting with the fish. However, there are areas and charter boats which require anglers to use the under-casting technique. We have therefore prepared a short handle section as an option. You can order the handle after ordering the rod.

Released in the spring of 2019





Aquila Detailed Commentary



The designs of the new Aquila series have been refurbished with different thread colors for each model. Furthermore, we have included the "line max" notation for easier distinction of power class.

By engraving the model name in the titanium spacers, we have made it easier for anglers who own numerous RippleFisher rods to distinguish between different models.

The grip shape has also been altered to match the fighting style of each model. An optional spare handle for under-casting is available for the MLT series.



The characteristics of the new Aquila series during the fight:
 The characteristics of the rods will vary depending on the model during the fight.
 ● The ST and EX series have the most standard bending curve and is a well balanced rod to target various species (all species of blue-runners and light GT).
 ● The MLT 82-3/6 is a model capable of high sticking the rod to load and parry the fish (ideal for Kingfish and tuna).
 ● The MST series are designed to withstand high drag settings to stop large species (Large Kingfish, tuna and GT).

Caution when fighting:
 ● We would like to ask anglers to be cautious during the fight with the ST, MST and EX series. We recommend anglers to load the rod with your counter body weight by lowering your body position, instead of high sticking the rod (refer to picture ① on the left).
 ● In contrast, the MLT series can withstand the anglers to high stick the rod from a lower position (refer to picture ②).
 ● For the ST, MST and EX series, high sticking the rod (as seen in picture ②) will not bring out the true power of the rod and may result in the breakage of the rod.

There is no limit



Boat Casting / Tuna

OceanRidge

BIG TUNA

Our sights are set on monstrous Blue-fin tuna. The OceanRidge-BIG-TUNA JAPAN-Special is the rod for anglers to go head to head with the ultimate target. We pursued a rod with outstanding breaking point. Our mission was to create a rod able to absorb the thrashing run from the Blue-fin tuna while being able to high stick the rod when the fight draws out to overtime. The unique taper design has reduced the stress on the anglers during long drawn out fights and has enabled anglers to fight the fish single handedly. Furthermore, this versatile rod is capable of adjusting to certain field conditions and will allow anglers to utilize super small to large lures.

If you want to make full use of this rod, the angler must be prepared. It is not for the ordinary Sunday angler. Unless you are born a tank or are willing to put in the yards in the gym, you will be defeated as there are fish out there that are unstoppable. This is the ultimate rod for anglers who are preparing themselves for that "Big Tuna"!



OceanRidge BIG TUNA 85F JAPAN Special

This 85F will allow anglers to cast out small lures with great distance with the use of lines between PE3-6 and lures ranging from 18g ~ 120g. It is a tenacious and bendy rod so it is less likely for anglers to break the rod when high sticking. Use of general light tuna rods result in a long and grueling fight as anglers are worried about rod breakage or line breakages, however, this 85F is not a light tackle rod. It is a new generation of tuna rods which exceed the line and knot breakage specifications. Although it possesses the power to overcome Tuna exceeding 50kg, this tolerant rod will also be ideal for casting for targets such as Yellow-tails and Kingfish in your local waters.

OceanRidge BIG TUNA 87 JAPAN Special

When targeting a selective fish like the Blue-fin tuna, a rod must be able to handle various lures ranging from 30gm to 120gm. Furthermore with a monster class fish weighing over 100kg, a line rating of PE#12 is required. This posed contradictory requirements for rod builders like us. If we seek for casting distant, the rod power is sacrificed and if power is increased, lighter lures are unusable. So in order to meet both these requirements of power vs light lures on PE#12 line, we conducted extensive testing for the placement of the guides to overcome this challenge.

OceanRidge BIG TUNA 85 JAPAN Special

Compared to the BIG TUNA 87, it has a sharper casting feel to it. The lifting power has also increased 10-20% compared to the TUNA 87 (has similar power as the TUNA 710). It is a well balanced power model perfect for targeting Tuna exceeding the 50kg mark with the use of 40g-100g lures.

OceanRidge BIG TUNA 710 JAPAN Special

In contrast to the 87, this rod is sharp when casting while possessing the tenacity and added lifting power. Although it is possible for anglers to high stick this rod to conserve energy, the lifting power will allow anglers to take initiative of the fight before it ends up becoming a long drawn-out battle. You could say that this rod will only show its true evolutionary characteristics to experienced anglers.

OceanRidge BIG TUNA 76 JAPAN Special

This model is for anglers with their sights on Blue-fin tuna weighing over 200kg. Similar to the 73, this 76 is capable of not only casting large lures mostly used when the targets are feeding on dolphin fish (mahi-mahi), but also allows anglers to cast and control the lighter (60g) sinking pencils for smaller baits. The difference from the 73 will be the contrasting fight style. While possessing strong butt power to constantly apply pressure on the fish, we have drastically reduced the load on the angler by bringing the bending point closer to the angler, allowing for a prolonged fight.

OceanRidge BIG TUNA 73 JAPAN Special

This model is for anglers with their sights on Blue-fin tuna weighing over 200kg. Its castability is next to non, able to accurately hit feeding targets with large lures most productive when they are feeding on dolphin fish (mahi-mahi). Being short in length and the stiffest model in the series, it is most suited for anglers who have confidence in their strength and ability to go head to head with the monstrous tuna.

※Recently it has become possible to catch Blue-fin tuna in Japan, with weight exceeding 200kg. However, there are also dangers involved when targeting tuna exceeding 100kg in rough conditions. Although models such as the BIG TUNA 76 and 73 are designed to target "Blue-fin tuna over 200kg", the specifications have been set and explanations written down with the assumption that the angler has sufficient strength, training and experience in the field.



The length of rear grips of BIG TUNA series are longer than others to be held on lower position. To reduce the physical burden of anglers from long period of fight, we recommend you to choose gimbal belt which can be equipped on lower position.

Rod Detail
 Guide / 85F SiC-S Titanium frame K Guide+SiC Ocean Guide(Fuji) Rest of all SiC Ocean Guide(Fuji)
 Reel seat / DPS20(Fuji)
 BRC (made of rubber) is on the end of grip as a standard but you can select aluminum gimbal instead.
 If you are interested in it, please make inquiries to dealer in your region.

| Model | Lure | Line | Drag Max | Length | Closed Length | Weight | Price |
|---------------------------------------|---------|---------|----------|------------------|-----------------------|--------------|-------|
| OceanRidge BIG TUNA 85F JAPAN Special | 18~120g | PE 3~6 | 10kg/45° | Length: 8ft 5in | Closed Length: 1880mm | Weight: 370g | |
| OceanRidge BIG TUNA 87 JAPAN Special | 30~140g | PE 6~12 | 15kg/45° | Length: 8ft 7in | Closed Length: 1905mm | Weight: 431g | |
| OceanRidge BIG TUNA 85 JAPAN Special | 40~160g | PE 6~12 | 15kg/45° | Length: 8ft 5in | Closed Length: 1850mm | Weight: 434g | |
| OceanRidge BIG TUNA 710 JAPAN Special | 40~160g | PE 6~12 | 15kg/45° | Length: 7ft 10in | Closed Length: 1672mm | Weight: 393g | |
| OceanRidge BIG TUNA 76 JAPAN Special | 60~180g | PE 8~12 | 18kg/45° | Length: 7ft 6in | Closed Length: 1575mm | Weight: 398g | |
| OceanRidge BIG TUNA 73 JAPAN Special | 60~180g | PE 8~12 | 18kg/45° | Length: 7ft 3in | Closed Length: 1515mm | Weight: 406g | |

A=Whole length of grip B=Length from reel foot to end of grip when reel is equipped

Boat Casting / GT & Kingfish

Ultimo

The Ultimo Series are the core of Ripple Fisher's GT rods. The series are able to handle a variety of lures from pencil type to popping type lures while having a light, yet very responsive blank for anglers to cast throughout the day. Although the rod may seem simple with its easy castability and controllability, the butt power is outstanding and we have set an ideal loading point for anglers to be able to maintain their balance with a heavy load. The Ultimo series are a fusion of modern GT fishing combined with Ripple Fisher's long experience in rod building.



Ultimo 711ML

This is a lighter model ideal for anglers with a smaller build and female anglers who have never experienced our Ultimo series. It is also ideal for anglers targeting large Kingfish and Tuna up to 50kg with the use of lures around 100g. We believe that you will feel the sharpness, lightness and overall controllability of the rod once you fish with it. Anglers will be able to cast throughout the day stress free and apply high pressure on the fish with little effort during the fight. Anglers Weight : 50kg~(Recommendation)

Ultimo 83ML

This rod is ideal for targeting not only GTs, but also monstrous Kingfish and Tuna up to 50kg from the bow of medium to large size charter boats. It is a well balanced rod with great casting distance, controllability and lightness. Even beginners and less masculine anglers will be able to cast a mile with lures exceeding 150g by loading up the rod and using its repulsive force. The unique characteristics of the ML class rods use the bend of the whole rod when casting and fighting of the fish. Therefore, it is not suited for the application of the NANOALLOY® technology. Furthermore, the 83ML is the most flexible rod in the Ultimo series and can be classed as a rod between the BIG TUNA series and the Ultimo. Anglers will require the least amount of strength when fighting the fish, as the rod exceeds its line class potential. Anglers Weight : 55kg~(Recommendation)

Ultimo 79M Nano

The 79M Nano is a powerful and maneuverable short length rod. With its short length, it is ideal for anglers who prefer to fish from the stern or middle section of small, medium and large charter boats using the bend of the blank to your advantage. It's a perfect rod for experienced smaller built or female anglers. Although the butt section is a M class rod, the tip section is stiffer allowing anglers to have better command of their casting and control of their lures. Anglers Weight : 55kg~(Recommendation)

Ultimo 83M Nano

This is a well-balanced rod to easily cast and handle from high footing in medium to large boats. This model basically enables any angler to easily cast and maximize its potential in unstable deck conditions. The flexible, yet sharp casting feel is unique to the Ultimo series. The sharpness and strength was realized by constructing the blank with the Nano material. The bending point gradually transfers towards the angler allowing for use in not only GT fishing but also great to target monstrous Kingfish and Tuna. Anglers Weight : 60kg~(Recommendation)

Ultimo 80MH Nano


80MH is an almighty model with a combination of long length and power. It is a versatile rod able to utilize in any given boat or field with the use of pencil type lures to medium mouth poppers. However, with the somewhat stronger rod settings, the angler needs to be well built or strong. With strength and experience, this rod will respond to the anglers powerful lifting and fight giving you that advantage required for monstrous fish. It is a best matched rod for the GT game which require long casting in shallow waters where anglers are required to take initiative. Anglers Weight : 60kg~(Recommendation)

Ultimo 82H Nano

82H Nano is a power up version of the 83M which is able to cast even further with the right technique and swing through. In addition, the sharper rod will allow anglers to cut through strong head winds when casting and utilize body weight transfer to lift the fish during the fight. This rod will become your next best friend for those anglers who prefer or require a speedy/powerful fight in rough underwater terrain. Anglers Weight : 65kg~(Recommendation)

Ultimo 710H Nano

The short length 7ft 10inch was set for maneuverability and easy handling for use in small to medium size boats. You will be pleasantly surprised with its long casting ability despite its short length. Anglers will be able to utilize 80g pencil poppers, diving poppers to those heavier large mouthed poppers. The short length allows for a powerful fight and the NANOALLOY® material has added unique tenacity and stability to the blank. With the combined traits of castability, controllability and power, you could consider this the extreme model of the Ultimo series ready to go head to head with monstrous GTs exceeding the 50kg mark. Anglers Weight : 65kg~(Recommendation)



Rod Detail

Guide / SiC Ocean Guide(Fuji)

Reel seat / DPS20(Fuji)

Those with NANO notation, NANOALLOY® technology of TORAY is loaded.

| Model | Lure | Line | Drag Max | Length | Closed Length | Weight | Price |
|------------------|----------|-----------|----------|----------|---------------|--------|-------|
| Ultimo 711ML | MAX 150g | MAX PE 6 | 12kg/45° | 7ft 11in | 1780mm | 369g | |
| Ultimo 83ML | MAX 150g | MAX PE 6 | 12kg/45° | 8ft 3in | 1815mm | 365g | |
| Ultimo 79M Nano | MAX 160g | MAX PE 7 | 13kg/45° | 8ft 9in | 1740mm | 366g | |
| Ultimo 83M Nano | MAX 160g | MAX PE 7 | 13kg/45° | 8ft 3in | 1835mm | 362g | |
| Ultimo 80MH Nano | MAX 170g | MAX PE 8 | 14kg/45° | 8ft | 1740mm | 383g | |
| Ultimo 82H Nano | MAX 180g | MAX PE 8 | 14kg/45° | 8ft 2in | 1785mm | 390g | |
| Ultimo 710H Nano | MAX 220g | MAX PE 10 | 15kg/45° | 7ft 10in | 1740mm | 367g | |

A=Whole length of grip B=Length from reel foot to end of grip when reel is equipped

Boat Casting / GT

OceanRidge

This unified OceanRidge series comprise of GT rods packed with Ripple Fisher's pride and joy. The lineup which have been designed with the ultimate manual settings are dedicated for the experienced anglers around the world. Although these rods are not for the fainthearted, we are positive that the rods will become a part of you for those skilled enough to recognize their strengths and style of fishing. All six models in the OceanRidge series are especially designed to target large GTs which inhabit the waters in various parts of the world. We have not classified the rods depending on power, but have carefully selected and developed the lineup depending on the unique characteristics of the rods. All blanks in the series have been built with the use of the NANOALLOY® technology* developed by Toray industries, Inc. and have gone through countless hours of testing in the field. We are proud to present the series for those anglers who seek to master the GT game further and for those who are willing to challenge the limits.

OceanRidge Reversal GT 80 Nano

This is a model where anglers will be able to experience and feel for the distinct difference in the Nano blank. It is lighter, stronger and more sensitive while having an astounding ability to cast long distances. Anglers will be able to utilize pencil type lures and small/medium mouthed poppers to land those massive GTs. The blank has a smooth bend curve with increasing torque as more load is applied on the rod. It is an ideal rod for those who have never experienced our OceanRidge series or those lighter weighing anglers (approx. 60kg) who have the skill to smoothly transfer their body weight on the rod during the fight. Anglers Weight : 65kg~(Recommendation)

OceanRidge LC GT 82 Nano

For those who want to cast farther than any other angler on the boat. This is an ideal rod for use when long casting is required or casting against head winds. It is suited for use with poppers and diving pencil type lures. The Nano material has not only increased its controllability but anglers will also be able to sense the slightest changes in current movement through the blank, line and lure while efficiently and effectively surface the GT. Although it is a long casting model, you will be pleasantly surprised with its lightness and controllability. Anglers Weight : 70kg~(Recommendation)

OceanRidge Flex GT 77 Nano

This model was developed with the countless requests from international anglers who fish from smaller charter boats. With its short length and hard tip section, anglers will be able to enjoy maneuvering the large mouthed poppers to induce that bite. It goes without saying that the short length rod is also useful when fishing from the central section or stern of the small to medium size boats with the use of various types of lures including poppers/diving poppers, medium to large size pencil poppers and other diving pencils which require a more manual reeling type action. This short length also helps to cast out large lures with the repulsive force of the blank while holding up to massive loads during the fight. To give you an idea of the rod power, it is classed between the Reversal 80 and the Powerfight 711. Anglers Weight : 65kg~(Recommendation)

OceanRidge PF GT 711 Nano


Although this stiff and super sensitive rod may be limited for use by experts, its true potential will be exhibited once anglers with vast knowledge and skills take hold of it. The NANOALLOY® technology* developed by Toray has sharpened the blanks capabilities allowing anglers to decipher the subtle changes in current and control the lure at the anglers will. The PowerFight 711 has remarkable lifting power and will surface GTs exceeding 50kg simply by loading up the rod and using its repulsive force. Anglers Weight : 70kg~(Recommendation)

OceanRidge FINAL SPIRIT GT 79 Nano

As you can imagine from the naming of the FINAL SPIRIT series, the two models stand out from the rest of the GT lineup as it possesses outstanding power. While it maintains the controllability of the lures, lightness for handling and sensitivity, the lifting power is vicious. The FINAL SPIRIT GT79 has the stiffest tip section of all our GT rods allowing for easy use and control of large mouthed poppers and more manual maneuvering of diving pencil/popper type lures. With skill and knowledge of various lure maneuvering techniques, anglers will be able to utilize various types of lures depending on the field conditions. The bend curve is smooth with an extremely efficient lifting power. Anglers Weight : 70kg~(Recommendation)

OceanRidge FINAL SPIRIT GT 80 Nano

This is the most powerful model in Ripple Fisher's lineup. The somewhat lightish tip section will allow anglers to utilize pencil type lures to various shapes of poppers with a more manual feeling. The Nano blank characteristics will be exhibited to the fullest with more body weight of the angler applied to the rod, creating a violently strong lifting capacity. For average size and strength anglers to be able to maximize the rods potential strength, we recommend you practice lifting with the rod on a daily basis to get an in-depth understanding of the rods bend and "sweet spot" with a still weight of 10kg (at a 45 degree angle). Anglers Weight : 75kg~(Recommendation)



Rod Detail
 Guide / SIC Ocean Guide(Fuji)
 Reel seat / DPS20(Fuji)
 Those with NANO notation, NANOALLOY® technology of TORAY is loaded.


| OceanRidge Reversal GT 80 Nano | OceanRidge LC GT 82 Nano | OceanRidge Flex GT 77 Nano | OceanRidge PF GT 711 Nano | OceanRidge FINAL SPIRIT GT 79 Nano | OceanRidge FINAL SPIRIT GT 80 Nano |
|--|--|--|---|--|--|
| Lure MAX 170g | Lure MAX 190g | Lure MAX 200g | Lure MAX 210g | Lure MAX 220g | Lure MAX 270g |
| Line MAX PE 8 | Line MAX PE 8 | Line MAX PE 8 | Line MAX PE 10 | Line MAX PE 10 | Line MAX PE 12 |
| Drag Max 14kg/45° | Drag Max 14kg/45° | Drag Max 14kg/45° | Drag Max 15kg/45° | Drag Max 15kg/45° | Drag Max 17kg/45° |
| Length: 8ft Closed Length: 1737mm Weight: 373g | Length: 8ft 2in Closed Length: 1796mm Weight: 378g | Length: 7ft 7in Closed Length: 1630mm Weight: 376g | Length: 8ft 11in Closed Length: 1685mm Weight: 375g | Length: 7ft 9in Closed Length: 1685mm Weight: 384g | Length: 8ft Closed Length: 1736mm Weight: 385g |
| Price : | Price : | Price : | Price : | Price : | Price : |

A=Whole length of grip B=Length from reel foot to end of grip when reel is equipped

Light-Jigging / Bream Snapper

OceanArrow Snapper

The OceanArrow Snapper series for light jigging, TaiRubber and the Inchiku game. Although the rods themselves are flexible, they possess a core strength for anglers to overcome their targets while having the sensitivity to sense the slightest changes in current or bites. Our goal was to improve the response of the blanks true potential. These rods are packed with the elements for anglers to enjoy the sensitive and subtle currents when fishing for snapper and rockfish.



OceanArrow 67UL Snapper


The concept of the 67UL is to possess absolute sensitivity capable of transmitting vital information through the blank despite depth nor current while being able to lift the sizable fish. The flexible tip section will easily bend in once there is a bite, yet having a distinct core in the blank to aggressively set the hook. Equipped with both delicate sensitivity and a powerful butt section capable of lifting and controlling the fish, this 67UL is true to Ripple Fisher's spirit of rod making. We would like for many anglers to take hold and experience this rod first handedly.

OceanArrow 65L Snapper

The 65L is a model which is able to conduct a smooth retrieval under heavy pressure against the TaiRubber in deep waters and strong currents. The highly sensitive blank will transmit the slightest changes in current pressure and chases from your target through the blank, giving anglers another element to consider when fishing. The blank itself possesses an ideal stiffness and flexibility to efficiently and effectively hookup the fish. To put it into perspective, if the 67UL is a rod with a sensitive tip with a powerful butt section, this 65L is a rod which exhibits its power and sensitivity through the smooth bend of the whole rod. Although the 65L is mainly developed for TaiRubber fishing, it is also equipped with the ideal settings for light jigging and the Inchiku game.


OceanArrow 66ML Snapper

The 66ML has a grip joint structure with an increased butt power compared to the previous two models. It is not only great for your TaiRubber game but an all-rounder rod for the Inchiku game, jigging and even soft plastics game to target the various species you may encounter when fishing from your boat. With its versatility, anglers can make good use of their light line to suit your own style of fishing to target any given species from your boat or even a kayak where you may be limited with the number of rods you can take. We are positive that this rod will be your next best friend for not only local waters but also fishing expeditions where you may have to deal with large snappers, groupers, hair-tail, blue-runners etc.




Rod Detail

Guide / SIC-S Titanium frame K Guide(Fuji)
 Reel seat / 67UL-65L TCS16(Fuji)
 66ML TCS17(Fuji)



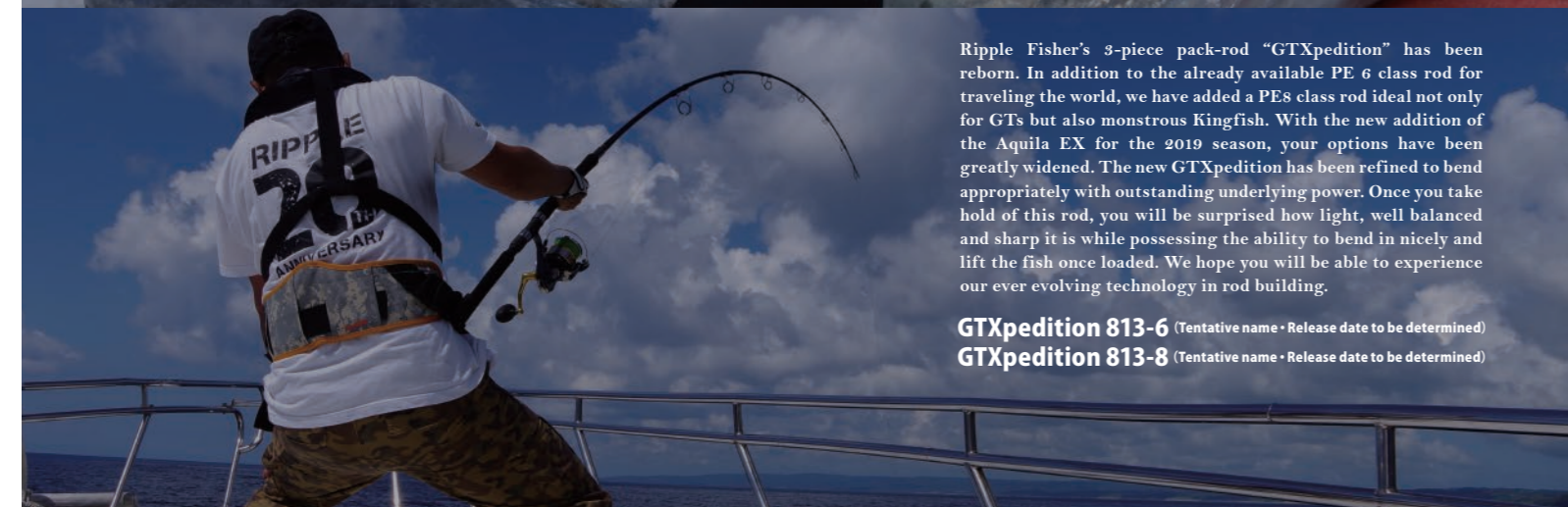
| OceanArrow 67UL Snapper | OceanArrow 65L Snapper | OceanArrow 66ML Snapper |
|--|--|--|
| Lure MAX 100g | Lure MAX 120g | Lure MAX 160g |
| Line MAX PE 1 | Line MAX PE 1.2 | Line MAX PE 1.5 |
| Length: 6ft 7in Closed Length: 2005mm Weight: 131g | Length: 6ft 5in Closed Length: 1960mm Weight: 125g | Length: 6ft 6in Closed Length: 1475mm Weight: 146g |
| Price : | Price : | Price : |

A=Whole length of grip B=Length from reel foot to end of grip when reel is equipped



OceanVoyager GTXpedition

3pcs Pack Rod Series "GTXpedition" 2019 New Model Coming Soon



Ripple Fisher's 3-piece pack-rod "GTXpedition" has been reborn. In addition to the already available PE 6 class rod for traveling the world, we have added a PE8 class rod ideal not only for GTs but also monstrous Kingfish. With the new addition of the Aquila EX for the 2019 season, your options have been greatly widened. The new GTXpedition has been refined to bend appropriately with outstanding underlying power. Once you take hold of this rod, you will be surprised how light, well balanced and sharp it is while possessing the ability to bend in nicely and lift the fish once loaded. We hope you will be able to experience our ever evolving technology in rod building.

GTXpedition 813-6 (Tentative name • Release date to be determined)

GTXpedition 813-8 (Tentative name • Release date to be determined)



Jigging / BlueRunner

OceanArrow SELFISH

The blank on this rod is very strong but it doesn't feel stiff. At a certain bend, the flexing force of the rod will 'kick up' the jig. It is also a very sensitive rod transmitting the movement of the current, action from the jig and response from the fish throughout the blank. The rear grip has been extended to cater for various styles of jerking. Words alone cannot describe the all qualities of this rod. Right from the hookup to landing the fish, the rod bends nicely with lots of lifting power and feels at home in your hands. Ripple Fisher proudly present the "SELFISH" series. Most remarkable characteristics of SELFISH series is operability with sharpness and lifting power hidden in fine and light stick. We present you 3 type of standard model, 2 type of shallow model for horizontal jigging and 1 type of specialized model for large kingfish or great amberjack.

OceanArrow SELFISH 622S Nano

This is employed versatility to adjust variety of situation, way of jerk and type of jigs. It transmits many signals and vital information when you jerk on 40~50m vertically or on 30~40m horizontally. You do not have to worry if fish on such as around 7kg of yellowtail kind or around 3kg of amberjack and kingfish.

OceanArrow SELFISH 613S Nano

If you wish to jerk and manipulate heavier jigs with as comfortable feeling as when you use 622S, 613S is going to be the one. It transmits slightest changes of current and you will give the action to jig as soon as you want to. We believe that you will be able to find your own tactics and strategies with this SELFISH 613S.

OceanArrow SELFISH 614S Nano

This 614S Nano have been sharpened 622S and 613S to give more not only power and stiffness but also sensitivity and operability. Whole blank bend very well to absorb the impact of blue runner while applying enough pressure on fish. You will be able to keep big yellowtail over 10kg, amberjack or kingfish around 7~8kg under control with 614S Nano.

OceanArrow SELFISH 654S Nano

The two most important factors we sought after in this blank were the outstanding butt power and a sensitive while flexible tip section for that extended feeling of manual operation towards the lure. Through countless trial and error processes, we finally set the length as a 6ft 5inch one piece model. In contrast to the base models of the SELFISH 622 and 614s where anglers could enjoy the maneuvering of the jig, this rod is able to eliminate the unwanted movement of the jig, allowing for a more natural movement. With the use of the Nano material, it has improved the sensitivity and lift speed while maintaining a tenacious bend.

OceanArrow SELFISH 655S Nano

655S which got more power than 654S have been given faster lifting speed while maintaining a tenacious bend. If you are going to aim kingfish or great amberjack over 10kg, this 655S Nano is recommended. This have been designed for horizontal jerking so the action of the jig will be more toned down and is ideal for anglers to maintain the line tension while maneuvering the jig horizontally. Of course you can jerk jig vertically when you try not to move jig too much. The potential of 655S Nano will be derive depend how you fish with it.

OceanArrow SELFISH 597S Nano / Vertical Model

This 597S Nano designed for vertical jigging to aim large size kingfish and Amberjacks. You will be able to jerk with high pitch in short stroke or jerk in long stroke with sharpness feeling. Yet you will feel kind of stiffness when you jerk, it will bend nicely and absorb the huge impact of great amberjack.

Under development model

SELFISH 634 Over head Model & 625 Over head Model (Tentative name)

The long awaited over head model in the Selfish series are here. We aimed to produce rods that are lethal in the toughest of times to allow the jig to naturally swim and able to limit unnecessary action. Anglers will be able to feel for the subtle changes in the current and efficiently alter the action to suit the situation. Furthermore, the bending point is set closer towards the butt section, relieving the stress on the angler once a big fish is loaded. This over head model is true to its name "Selfish", equipped with contradicting features of sensitivity and the tenacious lifting power. *Scheduled to be released in 2019

OceanArrow 5

The "5" series are the long sellers of Ripple Fisher's jigging rods. They are models which aim to take advantage when fighting massive fish. The 5210 and 5015 are over head models to especially target supersize fish. The short length design helps anglers manually maneuver the jig in the deep waters while the torquful blank will easily take the brunt from supersize Dogtooth Tuna in the deep.

OceanArrow 5210 / Over head Model

This is the over head model, designed for vertical jigging in the slow currents. While it is not the mainstream of jigging we designed this rod as a personal desire to fight the huge kingfish or massive Dogtooth Tuna. This rod is a little more flexible than the Ocean Arrow 5015 and good for areas where the current is slow with average depths.

OceanArrow 5015 / Over head Model

To go head to head with huge fishes in depths of 120m - 200m, we designed this bait casting jigging model for easy usage on the jigs as well as an easy fight once a hookup is achieved. We have successfully designed this specialized blank and currently testing out a 5ft 2in/PE6 model.



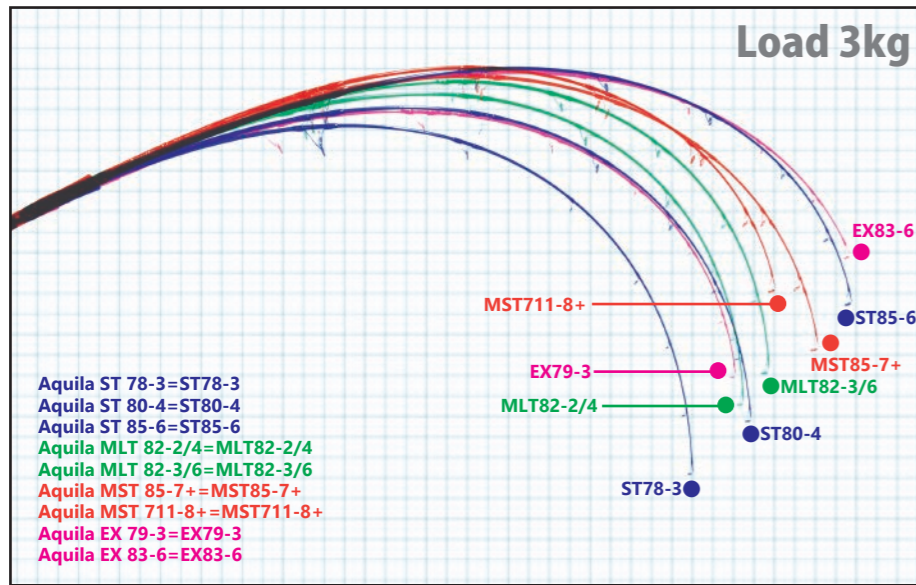
Rod Detail

Guide / 597S SiC-S+SiC Titanium frame K Guide(Fuji)
 5210·5015 SiC Titanium frame K Guide+SiC Ocean Guide(Fuji)
 Rest of all SiC-S Titanium frame K Guide(Fuji)
 Reel seat / 597S DPS20 5210·5015 T-DPS22 Rest of all DPS18
 Those with NANO notation, NANOALLOY® technology of TORAY is loaded.

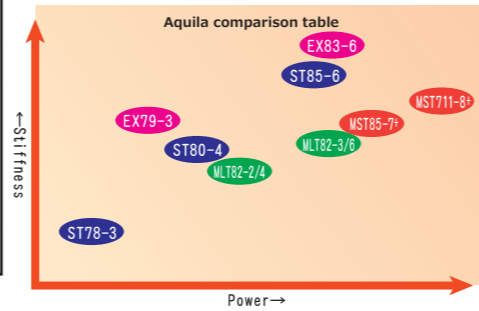
| SELFISH 622S Nano | SELFISH 613S Nano | SELFISH 614S Nano | SELFISH Shallow Model 654S Nano | SELFISH Shallow Model 655S Nano | SELFISH Specialized Model 597S Nano | OceanArrow 5210 / Over head | OceanArrow 5015 / Over head |
|--|--|--|--|--|--|--|--|
| Lure / Comfort Weight 80~110g | Lure / Comfort Weight 100~140g | Lure / Comfort Weight 130~170g | Lure / Comfort Weight 70~160g | Lure / Comfort Weight 100~180g | Lure 180~240g | Lure JIG MAX 370g | Lure JIG MAX 400g |
| Line PE 2 Class | Line PE 2.5 Class | Line PE 3 Class | Line PE 3 Class | Line MAX PE 4 | Line PE 5 Class | Line MAX PE 6 | Line MAX PE 6 |
| Drag Max 3kg/45° | Drag Max 4kg/45° | Drag Max 5kg/45° | Drag Max 5kg/45° | Drag Max 6kg/45° | Drag Max 8kg/45° | Drag Max 12kg/45° | Drag Max 13kg/45° |
| Length: 6ft 2in Closed Length: 1893mm Weight: 160g | Length: 6ft 1in Closed Length: 1860mm Weight: 170g | Length: 6ft 1in Closed Length: 1860mm Weight: 180g | Length: 6ft 5in Closed Length: 1965mm Weight: 180g | Length: 6ft 5in Closed Length: 1965mm Weight: 200g | Length: 5ft 9in Closed Length: 1756mm Weight: 250g | Length: 5ft 2in Closed Length: 1579mm Weight: 295g | Length: 5ft Closed Length: 1535mm Weight: 325g |
| Price : | Price : | Price : | Price : | Price : | Price : | Price : | Price : |

A=Whole length of grip B=Length from reel foot to end of grip when reel is equipped

Aquila Static load comparison of Aquila (3kg load)

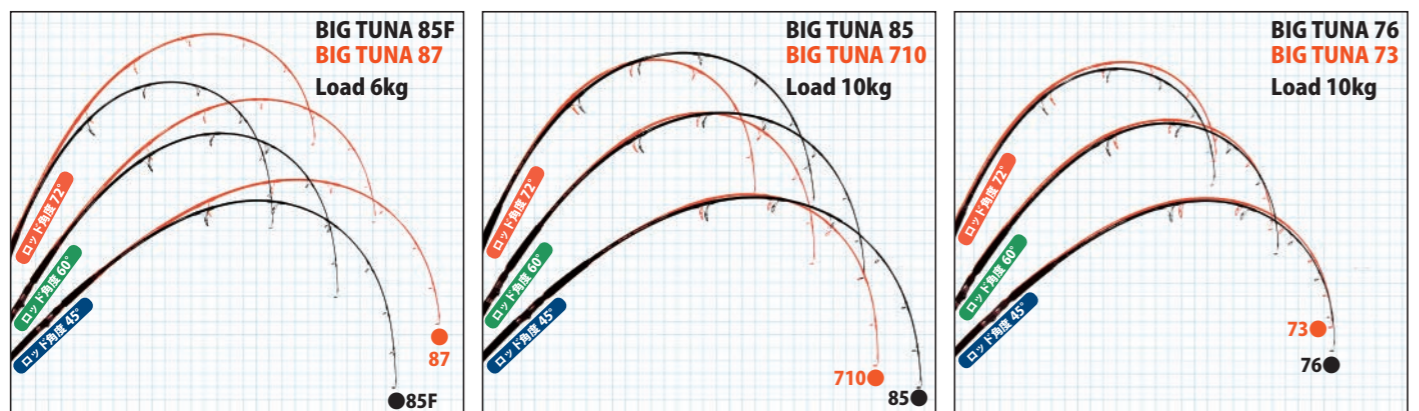


Here are the comparisons of the Aquila series with a static load of 3kg. Aquila series have been categorized ST, MLT, MST and EX. ST which have versatility and well balanced, MLT which is loaded flexibility on tip and strength on butt, MST which is employed massive power to keep huge kingfish under control and EX which is first multi piece rod for Aquila series. MLT have been built with specialized design to hunt big one with lighter line than notation on specification. Utilizing its flexible and sensitive tip section, you can cast wider range of weight of lure comfortably. Once fish is on, MLT series bend very well smoothly like seamless and parry an attack of monstrous blue runner and it can be held with higher angle than other models. It is designed to apply good amount of pressure on fish continuously. EX series have been achieved smoothness on bending curve like a seamless. Sharpness, lightness and well-balance that are hidden in blanks of EX series will make you forget that those are 3 pics casting rod.



※Characteristics of each models from Aquila series are very unique and specialized. So, you are required to adjust your style of fighting depend on models. MST have enough power and stiffness to stop fish that run aggressively. Although you may not hold with high angle like BIG TUNA series, you can keep yourself lower position to load your weight on rod. MLT can be held with higher angle and bend well to provide you fish-friendly fight while applying pressure continuously.

BIG TUNA Static load on rods set at different angles



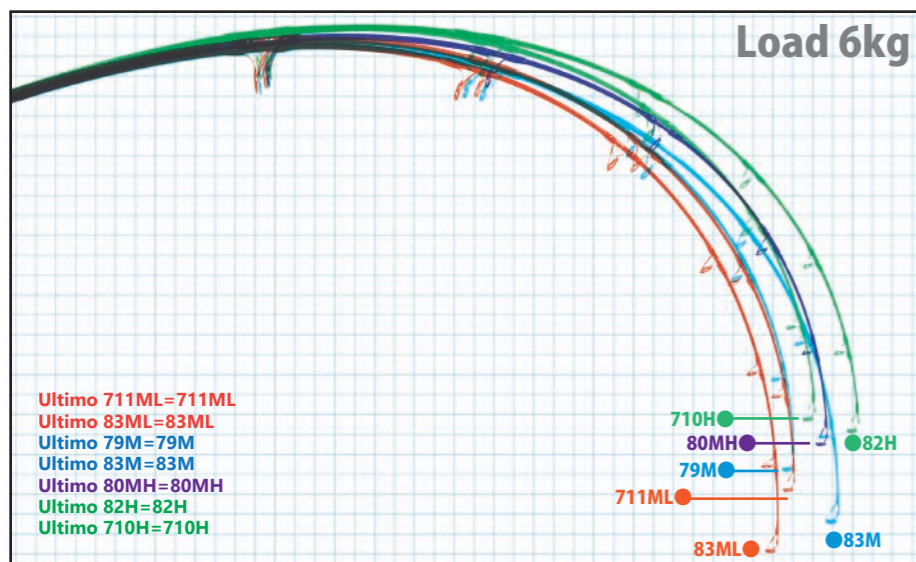
Static load comparison of BIG TUNA 85F & BIG TUNA 87 (6kg load)
These two models are ideal for situations where your targets are feeding on small Sardines and require you to cast small lures. A still weight of 6kg is loaded onto the rods designed for use with PE6. Although both models are suitable for PE6, the lifting power of the 87 is more superior to the 85F, capable of targeting larger fish.

Static load comparison of BIG TUNA 85 & BIG TUNA 710 (10kg load)
These two models are the core of the series capable of use with various size lures for different bait sizes. The 85 is an extended model of the 710 with a sharper tip section compared to the 87 when casting. Although the long length blank may feel stiffer, the butt section of the 710 is predominantly stronger.

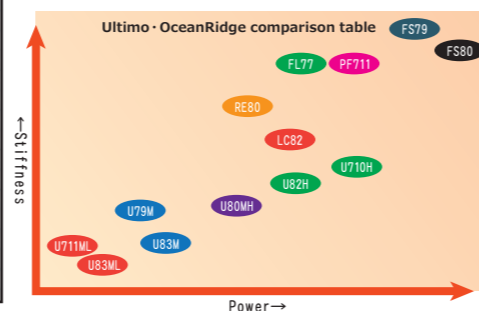
Static load comparison of BIG TUNA 76 and BIG TUNA 73 (10kg load)
These models will assist anglers for situations where large lures are required due to the targets feeding on large baits such as dolphin fish. At a 45° angle, both the 73 and 76 can be seen to have the same power. However, once the rod is lifted even higher, the 76 will start bending closer to the body, reducing the load on the angler. The 73 has a sharp casting feel while able to fight the fish speedily.

※The load on the body will feel different for each individual bending the rod. The Static load comparison is simply a reference.

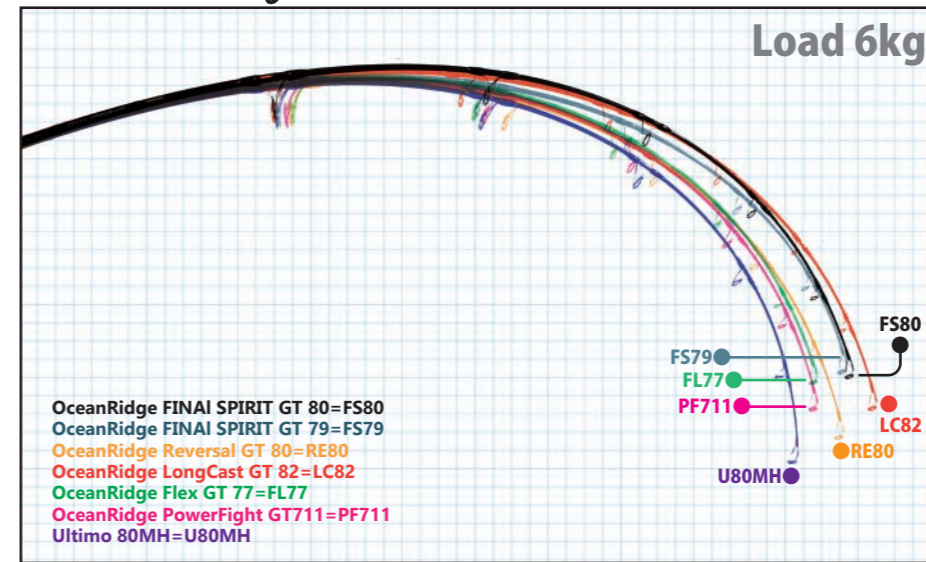
Ultimo Static load comparison of Ultimo (6kg load)



The Ultimo series are designed for use with diving pencil / diving popper type lures and some models are also great for use with Tuna and Kingfish. Although ML class have not employed NANOALLOY® technology, it is bent very smoothly to apply good enough pressure on fish continuously. Rest of models are employed NANOALLOY® technology to achieve strong repulsive force to keep applying good amount of pressure with even small amount of input. Differences of potential of each rod make ML is classified as characteristics while on fighting. Yet ML class have less power to pull fish up to surface than other models, it have enough potential for beginner or even for expert because of its lightness to reduce physical burden of anglers. Some models of Ultimo does not suit to popper with large cup face. So please refer to chart table of lures on page 23 for making sure.



OceanRidge Static load comparison of Ocean Ridge series (6kg load)



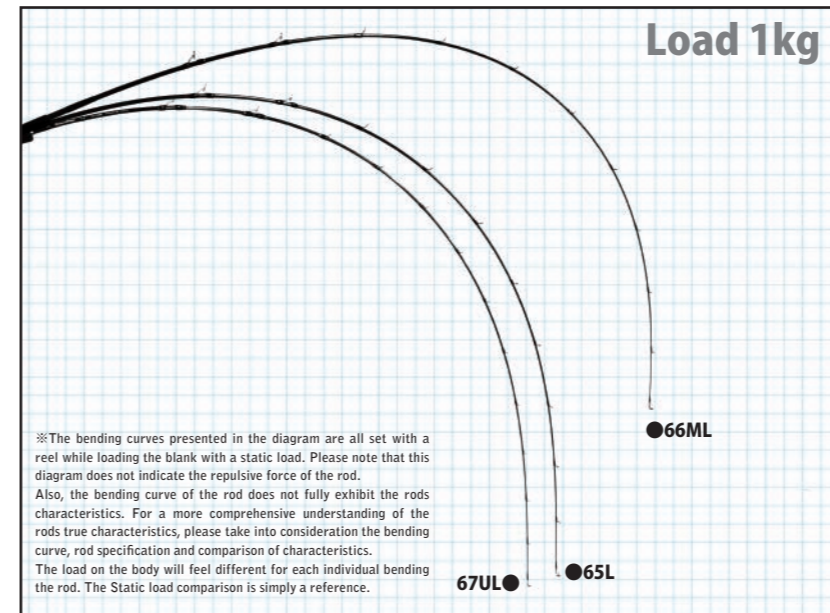
The Ocean Ridge series have been designed specifically to target GTs. The stiff tip section has enabled use with various lures depending on the skill of the angler. All models have the power to go head to head with monstrous GTs and are capable to cater for different fighting styles. The most powerful rod in the series are the GT80 and 79 which will require some strength and body weight in the angler to bring forth the rods true potential. Please refer to the recommended body weight* to give you an idea of which rod may suit you.

| Type of popper for GT Rods | | | | | |
|----------------------------|--------------|-----------------|-------------|----------------|------------|
| Large Face Cup | | Medium Face Cup | | Small Face Cup | |
| OR FSGT79 | Ultimo710H | OR FSGT79 | Ultimo710H | OR FSGT79 | Ultimo710H |
| OR FSGT80 | Ultimo82H | OR FSGT80 | Ultimo82H | OR FSGT80 | Ultimo82H |
| OR PF GT711 | Ultimo80MH | OR PF GT711 | Ultimo80MH | OR PF GT711 | Ultimo80MH |
| OR LC GT82 | Ultimo79M | OR LC GT82 | Ultimo79M | OR LC GT82 | Ultimo79M |
| OR Flex GT77 | OR Flex GT77 | OR R GT80 | Ultimo83M | OR Flex GT77 | Ultimo83M |
| | | | Ultimo711ML | OR R GT80 | OR R GT80 |
| | | | Ultimo83ML | | |

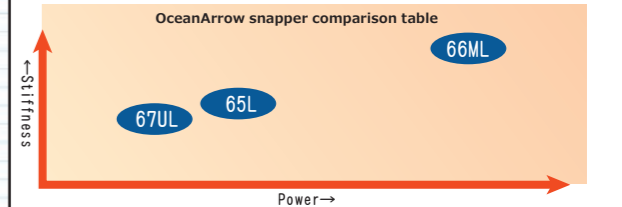
※These are poppers which has been used as reference
Large Face Cup -HAMMER HEAD / G-cup-I-cup
Medium Face Cup -HAMMER HEAD / D-cup-E-cup:SHAKURE
Small Face Cup -HAMMER HEAD / C-cup DUEL / BIG BLUE BULL POPPER

※Although, all of these models can handle diving poppers or pencil type lures, please pay attention to the tipping strength of the rod when you pull lures as such as poppers with large face cup forcefully. Especially in the appeal which makes the large splash with it, we recommend you to follow the reference on chart above when you choose proper lure. Otherwise, it may result in damage or breakage of tip section of your rod.

OceanArrow Snapper Static load comparison of Ocean Arrow Snapper series (1kg load)

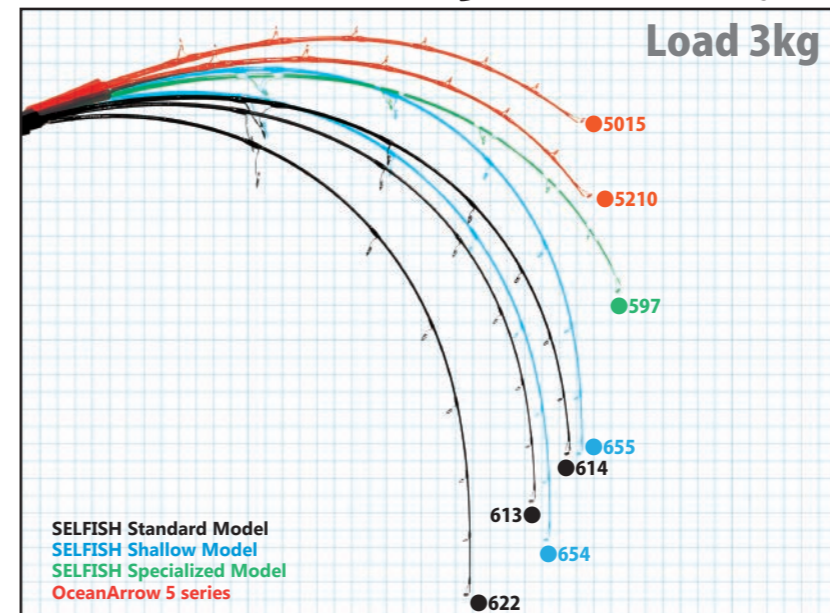


Here are the comparisons of the Ocean Arrow, Snapper series with a static load of 1kg. The power of the butt sections are basically the same for the 67UL and 65L designed for use with the Tai-rubber. However, you will notice the difference when you start retrieving and once the rod is loaded with a fish. The 67UL is flexible at the tip section with a contrastingly strong butt while the 65L will absorb the impact with the whole rod. The 66ML is a totally different rod compared to the 67UL and the 65L designed for use with Inchiku and light jigging with a unique grip joint section. The following comparative diagram will give you an idea of the difference in power, however it is not indicating that the 67UL and 65L are weak. The designs of the blanks themselves differ between those rods that are designed to fight with a thin line than to rods to aggressively stop the fish.

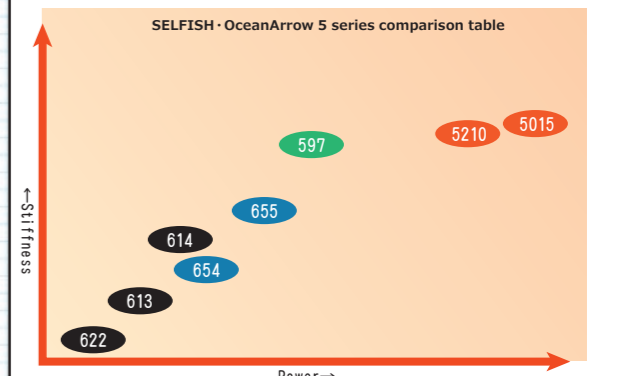


| OceanArrow Series for Jigging Characteristic Table | | |
|--|----------------|---|
| Light Model Snapper | Tairubber | Inchiku - Light Jigging |
| | 67UL | 65L 66ML |
| Standard Model Higher Versatility | 622S 613S 614S | Specialized Model For Limited Situations |
| | | 597S For Vertical Jigging |
| Shallow Model for the horizontal jigging | 654S 655S | 5 Series (Overhead Model) Monster Hunter(around 200m depth) |
| | | 5210 5015 |

SELFISH OceanArrow 5 Static load comparison of Selfish, Ocean Arrow series (3kg load)



You can see the comparison between the 5 models in the Ocean Arrow, Selfish series with a static load of 3kg. The 622S, 613S and 614S are the most standard models in the series with 613S being the most versatile rod, able to jerk jigs around 120g in water less than 100m deep while naturally drifting the boat. The 614S is designed much stiffer and is more suited for vertical jigging with the boat positioned above the point. The belly section of the 654S and 655S are more flexible most suited for jigging on a diagonal angle in shallow areas. More specifically, the 654S is user-friendlier while the 655S being more suited for areas with extreme water movement and larger size fish. In addition, the Ocean Arrow 5 series are specialized short overhead reel rods designed with the tenacity to target the large species lurking in the deep zone.



SELFISH Standard Model
SELFISH Shallow Model
SELFISH Specialized Model
OceanArrow 5 series

Shore

Shore Casting & Light Game

SilverStream

Avarice

MonsterImpact

RunnerExceed

RealCrescent

Simple and Sturdy



Shore Casting / Seabass and more

SilverStream

We have added 2 models, the "Northern" to target the sea trout and sea salmon in the SilverStream series, which were middle class land-based rods to target seabass, flounders and barramundi's. 3 models in the Flows series to decipher the intricate current from its super sensitivity, 2 models in the Red-Eye series for the monstrous seabass and Akame (barramundi) and now the 2 new models in the Northern series for use with metal jigs or jig-minnows to target the sea trout or sea salmon consist of our SilverStream lineup. There is no power class in the series, and all have unique characteristics for the different species but there is one thing in common. That is the absolute butt power to deal with the lunker size targets. The SilverStream series are models which will perform to its limits depending on the anglers' needs and usage.



New SilverStream 106 Northern Nano

This model is ideal to cast metal jigs and jig minnows up to 50g in weight from rocky headlands and technical rock formations, which require a quick and tricky cast and retrieve. With its sharp characteristics, anglers will be able to cast accurately while controlling the jig at ease. Having said that, the rod will bend nicely once the rod is loaded and will prevent any loss of fish from the targets lip ripping. Furthermore, it possesses the butt power to aggressively stop the violent fish from diving into the rocks and structures. ※For anglers who prefer to use minnows when fishing in the surf, we recommend the SilverStream 103 Flows Nano or Avarice 103M Nano.

New SilverStream 112 Northern

The 112 Northern is a sharp rod designed for long distance casting and will enable anglers to cast out metal jigs and jig minnows up to 60g from the surf and other major points by utilizing the whole rods repulsive force in strong head and side winds. With its high sensitivity, this rod will become your ultimate weapon when the fish are far and you need to search a vast area. Furthermore, the long rod length will help you avoid any rocks or structures near by and it also possesses the butt power to rip off the monstrous flounders from the seabed. ※For anglers who prefer to use minnows when fishing in the surf, we recommend the SilverStream 103 Flows Nano or Avarice 103M Nano.

SilverStream 810 Flows Nano

The 810 Flows is the core model of the series with its ideal length for seabass fishing equipped with a strong butt power. It is especially outstanding with its casting swing through and high sensitivity. Anglers will be able to decipher the subtle difference in current movements while maintaining the high response required for an efficient and effective hookup. It may seem a little too stiff when anglers initially take a hold, but once you are out in the field casting, retrieving and fighting the fish, it will bend nicely. With its high tolerance, the butt will still hold extra power even when fighting a monstrous seabass.

SilverStream 96 Flows Nano

The 96 Flows is designed for use in large river systems, estuaries, surf casting and wading in the flats which require long distance casting of large lures. The balance of the rod is outstanding and anglers will not notice its 96 length. It also possesses a highly sensitive blank to feel for the slight change in currents. The 810 is a type of rod to conquer the current, where as the 96 is designed more to feel for the changes in current far away. The lightish tip section will allow anglers to not only utilize large lures but also various smaller minnows and vibration type lures. The concept for the Flows 96 is "distance" and "sensitivity".

SilverStream 103 Flows Nano

The Flows 103 is a model designed for use off the rocks and surf casting which require the power and sharpness to cut through the strong head winds. It allows anglers to easily cast and trace smaller lures which weren't possible with the stronger black-fin models, while also having the power required to swing through with heavier lures. Even with its long length, the blank made up with the new NANOALLOY® technology has enabled the rod to maintain its sharpness. The unique characteristic of the Nano blank also exerts the underlying power once the rod is loaded with a lunker size fish off rough rocks and heavy seas.

SilverStream 87 RED EYE Nano

The 87 Red-Eye is a power rod we present to anglers targeting the monstrous seabass and the infamous Akame (Japanese red-eye barramundi) inhabiting the Shimanto River. It is not simply an over powered rod, but possesses a flexible tip enabling anglers to cast and control small to large minnows. The blank is tolerant and will lift the fish with its repulsive force while having great casting capabilities of large lures with the least amount of effort. Furthermore, the 87 is designed with a short length grip for easier usage in the wading game.

SilverStream 97 RED EYE Nano

In contrast to the 87 Red-Eye, we have increased its power, ability to load the rod and castability. Although its concepts are the same as the 87, with the combined attributes of sensitivity and power, this model is most suited for a more extensive field. It's ideal to rip out massive Red-Eyes, but also seabass off the rocks, black-fin seabass nearing the estuaries, and lunker size seabass lurking around the tetrapod's. The response and high sensitivity required to instantaneously pull away the monstrous fish off the structures have been finely honed through the use of Nano material in the blank.

Under development model

SilverStream 81 (Tentative name)

This seabass rod is built up with only 40t highly resilient carbon fiber, creating a super sensitive and highly responsive blank. The controllability of the rod has been heightened to easily and technically maneuver the sinking pencils and top-water lures. Anglers will be able to detect the subtlest differences in water pressure for top-water to subsurface lures, while aggressively hooking up the weary fish. It is also a well-balanced rod for the wading game.
- Scheduled to be released in 2019

Rod Detail

Guide / Flows Series TZ Titanium frame K Guide(Fuji)

Rest of all SiC-S Titanium frame K Guide(Fuji)

Reel seat / Northern Series DPS20 Rest of all DPS18(Fuji)

Those with NANO notation, NANOALLOY® technology of TORAY is loaded.



| 2019 New Model | 2019 New Model | | | | | |
|---|---|---|--|---|--|--|
| SilverStream 106 | SilverStream 112 | SilverStream 810 | SilverStream 96 | SilverStream 103 | SilverStream 87 | SilverStream 97 |
| Northern / Nano | Northern | Flows / Nano | Flows / Nano | Flows / Nano | RED EYE / Nano | RED EYE / Nano |
| Lure 30~50g | Lure 30~60g | Lure MAX 32g | Lure MAX 38g | Lure MAX 42g | Lure MAX 40g | Lure MAX 45g |
| Line MAX PE 1.5 | Line MAX PE 1.5 | Line MAX PE 1.5 | Line MAX PE 1.5 | Line MAX PE 1.5 | Line MAX PE 2 | Line MAX PE 2.5 |
| Length: 10ft 6in Closed Length: 1640mm Weight: 220g | Length: 11ft 2in Closed Length: 1754mm Weight: 255g | Length: 8ft 10in Closed Length: 1400mm Weight: 160g | Length: 9ft 6in Closed Length: 1490mm Weight: 166g | Length: 10ft 3in Closed Length: 1605mm Weight: 196g | Length: 8ft 7in Closed Length: 1350mm Weight: 158g | Length: 9ft 7in Closed Length: 1505mm Weight: 193g |
| Price : | Price : | Price : | Price : | Price : | Price : | Price : |

A=Whole length of grip B=Length from reel foot to end of grip when reel is equipped

Shore Casting / Blackfin-Seabass

Avarice

The Black-fin seabass game is conducted under harsh environmental conditions with strong head winds, heavy swells, complicated currents and uneven footing. The anglers have little advantage in these unforgiving conditions and the only way to overcome these factors are experience and the ability to analyze and make an efficient/good judgment in a given situation.

We have added the sharpness by employing the Nano blank while fine tuning the standard capabilities as a black-fin seabass rod. Anglers will cut through the strong head winds and sew through the complicated currents. The highly sensitive blank will allow anglers to notice the subtle changes in current and flow to inform you of bite spots.



Avarice 103M Nano

This 103 length is light, easy to handle and is efficient when fishing from low rock formations or bolder rocks for the black-fin seabass or the normal seabass off the rocks and fishing from the surf for flounders. Although it is short in length, the blank will bend nicely to withhold the fish. This is a new generation of Black-fin seabass rod with the combined properties of long casting, butt power and the newly added element of light/easy handling.

Avarice 106MH Nano

It possesses a stronger butt section compared to the 103M and with its refined taper design, it maintains the easy handling of the rod while improving its castability. The bigger the fish on the other end of the line, the more power it will exert, constantly applying pressure on the fish to efficiently surface it. You will be able to first handly experience how the carbon material has evolved from this 10ft 6inch blank packed with castability, loading power and controllability of the fish.

Avarice 110H Nano

This is an almighty rod with its ideal length and power settings for use anywhere, anytime. It is capable of cutting through strong head winds, while having the ability to cast small lures to pinpoint accuracy and not to mention its overwhelming butt power. The Nano blank characteristics can be noticed in the contradicting nature of its sharpness when casting and its ability to bend nicely once it is loaded.

Under development model

Avarice 110M Nano (Tentative name)

It was our mission to create a flexible tip section for anglers to be able to capitalize on the short-bite from the blackfin seabass. Once the rod is loaded, the flexibility of the tip section will gradually transfer towards the belly to butt section to reduce the loss of fish through straightened hooks. Although flexible and pliant, the rod possesses a sharp feel, vital for targeting blackfin seabass. Anglers will be able to utilize lures ranging from the small 10cm minnows to the more sizable 40g class lures. The rod is not only sensitive and easily controllable, it also possesses great butt power to be able to deal with the unexpected guests of 5kg class blue-runners or even snappers.

• Scheduled to be released in 2019



Rod Detail

Guide / SiC-S Titanium frame K Guide(Fuji)
Reel seat / 103M DPS18(Fuji) 106MH·110H DPS20(Fuji)
NANOALLOY® technology of TORAY is loaded.

Avarice



Avarice 103M / Nano

Lure
MAX 40g
Line
MAX PE 1.5
Length: 10ft 3in
Closed Length: 1600mm
Weight: 198g

Price :

Avarice 106MH / Nano

Lure
MAX 50g
Line
MAX PE 2
Length: 10ft 6in
Closed Length: 1640mm
Weight: 219g

Price :

Avarice 110H / Nano

Lure
MAX 60g
Line
MAX PE 2.5
Length: 11ft
Closed Length: 1730mm
Weight: 253g

Price :

A=Whole length of grip
B=Length from reel foot to end of grip when reel is equipped

Shore Casting / Blackfin-Seabass & BlueRunner & Other MonsterImpact

The Monster Impact are special class series developed to conquer specific situations where supersize fish are expected. We gave it unique power and characteristics to support anglers who are challenging their limits.

101HH & 110HH are the most powerful of our lineup for seabass to go head to head with those monstrous black-fin seabasses. These are not rods for everyone. They have been designed and made with the premise that the angler is not in a favorable position on the rocks. In other words, unfavorable conditions are the norm and the blanks have been designed to overcome the monstrous fish under these conditions. It isn't rear for Blue runners to also come about when targeting these super size Black-fin. It is reassuring when using the Monster Impact for areas with both the blue runners and Black-fins swimming about. Although anglers will be able to cast out your usual Black-fin minnows, they also possesses an overwhelming power compared to you experience and know what they want. For those lunger anglers who know where the Black-fin bite and where the monstrous ones are hiding, these rods will surely become you next best friend.

The 90H spinning model scheduled to be released in 2019 will be for anglers to target seabass and Red-Eye (Barramundis) with heavy and big-bait lures. By extending the boundaries of the series and pursuing pure power, the world for the Monster Impact series will be greatly widened.



MonsterImpact 101HH Nano / Spinning Model

Like the 110HH, this rod is also designed to target both the black-fin and blue runners but this 101HH is set more towards the blue-runners. In other words, it is for anglers who are targeting blue-runners and might want to also cast out a few small lures for the black-fin. The short length 10ft 6inch and its short grip has been set for use around flat rock formations, to increase the casting accuracy and balance. Although it is a rod for the black-fin, it can also be used for situations where the bait-fish are extremely small when targeting the blue-runners with smaller lures.

MonsterImpact 110HH / Spinning Model

This model has been designed with the power to overcome both the blue-runners and the black-fin seabass. It is not simply a harder and stiffer rod, but will bend tenaciously with the sudden run of the Kingfish. It is also ideal for fishing in heavy seas and strong head winds to target the monster class black-fin. Although it is a powerful rod, the tip section has been built with some flexibility for anglers to punch out those smaller lures. The belly to butt section of the rod is a HH class and has the strongest power of the lineup.

MonsterImpact 110HH HIRA / Bait casting Model


This is the highly responsive bait-casting Hirasuzuki (Black-fin seabass) model with great casting capabilities. This HIRA bait-casting model is composed with light weight grip and guides to improve its balance, casting accuracy, lure and fish controllability, while being delicate and powerful at the same time. We present the holy grail of fishing rods to the hard-core anglers who strive to pursue the bait-casting style for their Hirasuzuki game.

Under development model

MonsterImpact 90H / Spinning Model (Tentative name)

This is a specially tuned seabass model to easily cast through with big-baits (70g) and even small minnows from 20g. The butt section has been enhanced to easily stop lunger size seabass and Red-Eye (Japanese barramundi) that are feeding on large bait-fish (Sardines, gizzard shad, and mullets). We aimed to produce a rod where anglers will be able to enjoy casting large plugs a great distance. We present this ultimate spinning rod for the ultimate spinning anglers.

• Scheduled to be released in 2019



MonsterImpact

Rod Detail

Guide / SiC-S Titanium frame K Guide(Fuji)
Reel seat / Spinning model DPS20 Bait casting model TCS18
Those with NANO notation, NANOALLOY® technology of TORAY is loaded.



MonsterImpact 101HH / Nano Spinning Model

Lure
MAX 60g
Line
MAX PE 3
Length: 10ft 1in
Closed Length: 1585mm
Weight: 270g

Price :

MonsterImpact 110HH Spinning Model

Lure
MAX 60g
Line
MAX PE 3
Length: 11ft
Closed Length: 1735mm
Weight: 274g

Price :

MonsterImpact 110HH HIRA / Bait casting Model

Lure
MAX 70g
Line
BEST PE 2.5
Length: 11ft
Closed Length: 1735mm
Weight: 270g

Price :

A=Whole length of grip
B=Length from reel foot to end of grip when reel is equipped

Shore Casting / BlueRunner

RunnerExceed

We have successfully produced a rod with the contradicting traits of sharpness when casting and controlling while having the tenacity and bend when loaded. They say, "Persuasion is often more effective than force". It took us a while to produce, but we are finally happy with the product. You will surely be surprised with its lightness and controllability once you take hold of this rod. This rod will put the angler in an advantageous position at the hardest of times when land-based fishing for the blue-runners.

In October 2018, we added the 107BH bait rod for the land based blue-runner category. The bait-tackle set up has been brought to attention throughout the world for anglers who are challenging themselves to the limits. Although anglers need to be skilled when using this set up, the handy lever drag and the use of long-leaders and thick line outweighs any negative aspect of the bait-tackle. In addition to the spinning lineup, by making the 107BH and 105BHH available for anglers, it will open up another world in land based blue-runner fishing.



RunnerExceed 102M Nano PlugModel

This is the lighter plugging model the of the Runner Exceed lineup. With its soft tip section, anglers will be able to utilize lures ranging from 20g minnows, medium size diving pencil and even jigs weighing up to 90g when the bite range is far and deep. It is ideal for anglers targeting Kingfish and Amberjacks to 5kg and Yellow-tail weighing up to 10kg. The Nano blank will allow for a speedy and efficient fight using the repulsive force of the rod.

RunnerExceed 104H Nano PlugModel

This land-based blue-runner rod was built with the purpose of practicality and power. The flexibility was the most important aspect for the development of the rod. While being able to easily control diving pencils through its soft tip, once the rod is loaded with the fish, it will exhibit its true power and potential. Compared to the current 103H, more flexibility is given to the belly section, allowing for anglers to lift the rod higher to withstand the final thrust of the fish in close range.

RunnerExceed 911MH Nano

This versatile rod will allow anglers to utilize both jigs and plugs for any given situation and possesses the power to lift 3-4kg fish out of the water with the rod. With its ability to cast a mile with jigs up to 100g, the ideal length to maneuver the jig with the rod under your armpits and absolute balance and flex so the fish doesn't violently thrash about, this rod will surely be your next right arm.

RunnerExceed 103H

This is a power up model of the 911MH for use with both jigs and plugs targeting blue-runners around the 10kg mark. Although the cast feeling is sharp, the 103 length of the rod will load up nicely to apply pressure to the fish. For those anglers who prefer the use of plugs, the sharp casting feel will be ideal for you. Anglers will be able to utilize both poppers and pencil type lures with a more manual action.

New RunnerExceed 107BH Nano / Bait casting Model

The blank itself is extremely flexible and tenacious yet possessing a sharp tip to belly section for accurate casting. The butt section is highly repulsive once loaded. Anglers are able to utilize various size lures while capitalizing on the advantages of the long-leader system with the use of either nylon or fluorocarbon leaders. Anglers won't be stretched even on bad footing and will help you target that dream monster class fish off the rocks. Although it is flexible enough to cast light plugs, anglers will be able to stop the violent run from 10kg + kingfish and lift the fish. Once the rod is loaded, the bending curve will slowly transfer towards the angler, allowing the rod to smoothly bend even with the smaller 3kg-6kg fish, yet possessing underling power for those monstrous fish.


RunnerExceed 105BHH Nano / Bait casting Model

This is for anglers go after the massive size (10-20kg) blue-runners (Tuna, Kingfish, Amberjacks and GT) as its main target from land base with the use of an overhead reel (bait-reel). Its casting feel is stress free and anglers will be able to achieve amazing casting distance. (During the testing period, our tester landed GTs up to 40kg from the pier). In comparison to the 105BXH, the bending point is closer towards the butt, allowing a more stable fight in uneven footing off the rocks, giving that much needed advantage to the angler. With the use of the Nano material, the response is great with the rod transmitting vital information through the rod. The guides have also been set ideally for smooth extraction of large line systems using SS assist lines. The forward grip has also been shaped especially for anglers to utilize the unique hand-drag system for overhead reels.



Rod Detail

Guide / 102M SIC-S Titanium frame K Guide(Fuji) 911MH·103H SIC-S Titanium frame K Guide+SIC Ocean Guide(Fuji)
104H·107BH·105BHH SIC Ocean Guide(Fuji)
Reel seat / Spinning model DPS20(Fuji) Bait casting model T-DPS22(Fuji)
Those with NANO notation, NANOALLOY® technology of TORAY is loaded.



RunnerExceed 102M / Nano Plug Model

Lure
Plug 20~70g
Line
PE 1.5~3
Drag Max
5kg/45°
Length: 10ft 2in
Closed Length: 1590mm
Weight: 290g
Price :

RunnerExceed 104H / Nano Plug Model

Lure
Plug 40~120g
Line
PE 4~6
Drag Max
8kg/45°
Length: 10ft 4in
Closed Length: 1615mm
Weight: 327g
Price :

RunnerExceed 911MH / Nano

Lure
MAX Jig 100g
MAX Plug 80g
Line
MAX PE 4
Drag Max
6kg/45°
Length: 9ft 11in
Closed Length: 1560mm
Weight: 306g
Price :

RunnerExceed 103H

Lure
MAX Jig 130g
MAX Plug 90g
Line
MAX PE 5
Drag Max
8kg/45°
Length: 10ft 3in
Closed Length: 1615mm
Weight: 327g
Price :

2019 New Model RunnerExceed 107BH / Nano Bait casting Model

Lure
50~130g
Line
MAX PE 6
Drag Max
8kg/45°
Length: 10ft 7in
Closed Length: 1650mm
Weight: 374g
Price :

RunnerExceed 105BHH / Nano Bait casting Model

Lure
MAX 160g
Line
MAX PE 8
Drag Max
10kg/45°
Length: 10ft 5in
Closed Length: 1630mm
Weight: 394g
Price :

A=Whole length of grip B=Length from reel foot to end of grip when reel is equipped



Shore Casting / GT & Monster Class of BlueRunner

RunnerExceed FINAL STAND UP

For anglers who like the challenge of fishing from rocks or piers, this is the perfect rod when going after monsters such as GT, Dogtooth tuna, Amberjacks, Kingfish etc. Proper balance is essential and fishes often take advantage to bust your line should you fail to maintain tension on the line. This rod is good qualities of balance, bending and taper to maintain the lifting position. Both models of spinning and overhead are breakthroughs in blank design with superior characteristics.

RunnerExceed FINAL STAND UP 100SXH

We created this rod for beginners but it will also satisfy the experts due to its ability of casting large lures ranging from 80gm - 150gm. With careful guide settings, it can handle long leaders. A carefully placed grip ensures a nice bend when loaded.

RunnerExceed FINAL STAND UP 105BXH / Bait casting Model

This is a bait casting rod created especially for the hardcore anglers who have mastered the art of casting and fighting at the highest level. This rod consistently delivers accurate and stress free casting, handling an array of lures from pencil type to poppers and fighting fishes over 40kg and yet having enough power in its blank for more.



RunnerExceed 100SHH LIMITED

The RunnerExceed 100SHH/Limited is limited edition for shore casting model. It is a lightweight, highly repulsive tuned model that absorbs the impact from the fish while swiftly recovering its original form. It is composed of 2 different types of highly repulsive materials for anglers to challenge their limits against monstrous targets.

While the rod possesses the power for land-based GT fishing off the rocks or breakwaters, its lightness and lifting power will support the anglers at the moment most needed. We recommend anglers to try this rod for land-based fishing targeting massive blue-runners and GT where your usual blue-runner rod won't cut it. Ideal to go head to head against monstrous Amberjacks and supersize Kingfish lurking in the shallow areas.

※It's irregular limited production model

RunnerExceed 100SHH LIMITED

Our goal was to create a rod that possess the power of an XH class rod while having the lightness of a H class blue-runner rod. The whole rod is stiff including the tip section, able to sharply cast out lures with the strong repulsive force from the blank. Anglers can not only comfortably cast and control large lures weighing 150g, but can also cast out smaller lures weighing 40g by loading the rod with the weight of the lure. With the strong repulsive force, the rod is also ideal for use with jigs. Anglers will easily be able to aggressively fight fish around 10kg with the outstanding lift power and tenacity. Compared to the Final Standup SXH, this 100SHH/LIMITED is milder on the anglers' body, bending more near the butt section for a more H class feeling of a rod. This is a highly resilient carbon rod not only ideal for anglers targeting monstrous size blue-runners but also great as an entry level land-based GT rod.

To our dear customers,

Big game fishing from shores is a high risk activity. Avoid fishing alone and always adopt a safety first attitude. The fish that you hook up may be beyond your capabilities. As the fish is literally fighting for its life, bear in mind accidents can happen and always use the best fishing equipment and never overestimate you own strength and abilities.

Rod Detail

Guide / SiC Ocean Guide(Fuji)
Reel seat / Spinning model DPS22(Fuji)
Bait casting model T-DPS22(Fuji)



RunnerExceed FINAL STAND UP 100SXH Spinning Model

Lure
MAX 160g
Line
MAX PE 10
Drag Max
10kg/45°
Length: 10ft
Closed Length: 1570mm
Weight: 439g

Price :

RunnerExceed FINAL STAND UP 105BXH Bait casting Model

Lure
MAX 180g
Line
MAX PE 10
Drag Max
10kg/45°
Length: 10ft 5in
Closed Length: 1626mm
Weight: 429g

Price :

RunnerExceed 100SHH LIMITED Spinning Model

Lure
MAX 150g
Line
MAX PE 8
Drag Max
10kg/45°
Length: 10ft
Closed Length: 1579mm
Weight: 405g

Price :

A=Whole length of grip B=Length from reel foot to end of grip when reel is equipped



RunnerExceed 107BH Nano



RunnerExceed 107BH Nano



RunnerExceed 103H



RunnerExceed 100SHH LIMITED

Shore Casting / Light-Game

RealCrescent

The "Real Crescent" series have been finely honed to further enjoy the deep and technical light game fishing. They are equipped with the controllability and sensitivity to appreciate the technical jig-head games and also possess the power for anglers to enjoy targeting rockfish and bream. With the easy and light usability, anglers will be able to appreciate the sharp and powerful blank it possesses. The high sensitivity, lightness, its beautiful bend curve and power will respond to each angler's needs for the light game. The new Real Crescent series are the next generation of basic light game rods. We have carefully selected 4 models in the spinning and 3 models for the bait casting tackle. All models are highly versatile with the potential to target various species in various fields for the light game. We hope you can experience our Real Crescent models to strive for the next stage in light game fishing. (All models equipped with Torzite K guides and NANOALLOY® Technology of TORAY is loaded)



RealCrescent RC-55 / Spinning Model

This is an ideal model for use with a simple jig-head rig. Overall, it has a sharp feeling to it, but with the use of the NANOALLOY® material, the highly repulsive nature of the blank will bend nicely during the cast. The highly sensitive characteristics of the blank will not only transmit the information on the bite but also the subtle water pressure differences through the blank. Anglers will be able to utilize PE, nylon, fluorocarbon and ester lines.

RealCrescent RC-65 / Spinning Model

This is the standard model that stands as the core for the spinning model. Anglers will be able to experience a seamless usage through the fast tapered rod with a flexible tip, resilient belly and strong butt section. It is a versatile rod for use in various fields with the use of simple jig-head rigs, plugs, Carolina rigs and even light wind techniques.

RealCrescent RC-75 / Spinning Model

It possesses the sharpest feel of the blank in the Real Crescent series for use in not only Aji and Mebaru (Rock fish) targets, but also for various species of rockfish, bream and for the light seabass game. The sharp tip section will transmit the vital information on the current while enabling anglers to use Carolina rigs, Texas rigs, plugs and metal jigs with a high response. The strong butt section of the rod can deal with the unexpectedly large rockfish and bream measuring over 50cm.

RealCrescent RC-81 / Spinning Model

This is a long length model designed mainly for use with Carolina rigs and floating rigs, but is also great with 3-5g jig-heads. Compared to the RC-75, the stiffness of the tip section has been reduced for a lighter feel when in use. With its highly sensitive nature, it is an ideal rod for anglers to search the deeper area at great distances.

RealCrescent RC-57 / Bait casting Model

Despite the stiff characteristics of the blank to exhibit the nature of a bait-casting model, it is a finesse model with an outstanding cast-feel. We have designed the rod so anglers can easily load the rod to cast with jig-head rigs weighing less than 1g. It is also ideal for fishing styles that require sensitivity during the retrieval, such as dead slow retrieval of super light lures.

RealCrescent RC-67 / Bait casting Model


This is the most basic model for the light game bait casting-tackle fishing. With the fast tapered flexible tip section and stiff belly to butt section, anglers will not only be able to cast and control light jig-head rigs but also utilize various rigs, plugs, and metal jigs stress-free. This next generation light game rod will enable anglers to capitalize on the biggest asset of the bait-casting reel by releasing the clutch while using the lift and fall techniques and drifting techniques.

RealCrescent RC-77 / Bait casting Model

This is the middle class bait-casting model to target various species of rockfish, bream and seabass. It is an ideal light game rod to cover various species and fishing styles using "bottom-dragging", "lift and fall" techniques with plugs to induce those reaction bites. The whole rod has been designed to be stiff to the tip, enabling anglers to cast lures up to 15g and rip those monstrous fish off the bottom with its outstanding butt power.

Rod Detail

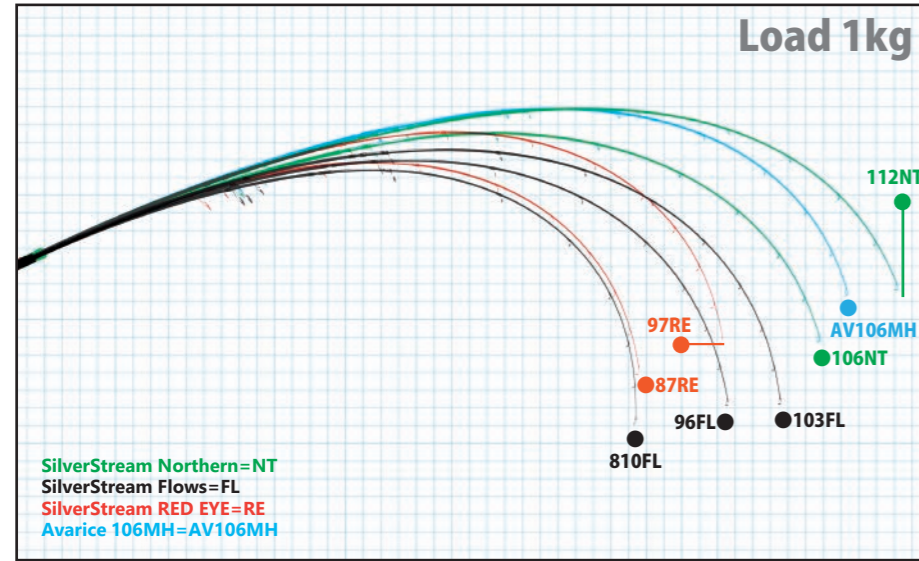
Guide / Spinning model TZ Titanium frame K Guide(Fuji)
 Bait casting model TZ Titanium frame K Guide+TZ Titanium frame RV Guide on bottom guide(Fuji)
 Reel seat / Spinning model VSS16 Bait casting model PMTS17
 NANOALLOY® technology of TORAY is loaded.



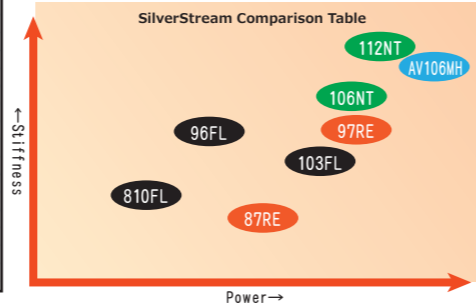
| RealCrescent RC-55 | RealCrescent RC-65 | RealCrescent RC-75 | RealCrescent RC-81 | RealCrescent RC-57 | RealCrescent RC-67 | RealCrescent RC-77 |
|----------------------|-----------------------|-----------------------|-----------------------|----------------------|-----------------------|-----------------------|
| Spinning Model | Spinning Model | Spinning Model | Spinning Model | Bait casting Model | Bait casting Model | Bait casting Model |
| Lure JH 0.2~3g | Lure JH 0.3~6g | Lure Rig 2~14g | Lure Plug 2.5~11g | Lure 0.5~5g | Lure 0.8~8g | Lure 2~15g |
| Line PE 0.2~0.4 | Line Plug 1.8~4.5g | Line PE 0.3~0.8 | Line PE 0.4~0.8 | Line PE 0.2~0.5 | Line PE 0.3~0.6 | Line PE 0.4~0.8 |
| FC·NY~3lb | FC·NY~3lb | | | | | |
| Length: 5ft 5in | Length: 6ft 5in | Length: 7ft 5in | Length: 8ft 1in | Length: 5ft 7in | Length: 6ft 7in | Length: 7ft 7in |
| Closed Length: 853mm | Closed Length: 1004mm | Closed Length: 1157mm | Closed Length: 1265mm | Closed Length: 876mm | Closed Length: 1025mm | Closed Length: 1190mm |
| Weight: 54g | Weight: 61g | Weight: 79g | Weight: 86g | Weight: 69g | Weight: 78g | Weight: 92g |
| Price : | Price : | Price : | Price : | Price : | Price : | Price : |

A=Whole length of grip B=Length from reel foot to end of grip when reel is equipped

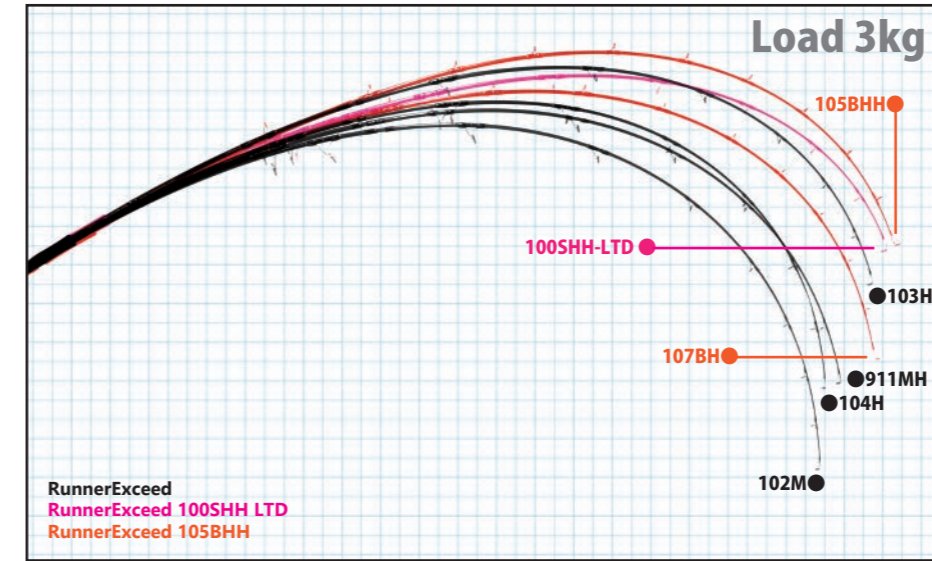
SilverStream Static load comparison of SilverStream (1kg load)



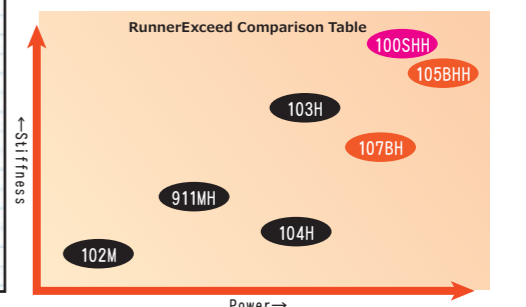
The picture illustrates the differences in the bending curve of the Silver Stream series with a static load of 1kg. The two new models in the Northern series are designed to be stiffer when casting, as anglers will be utilizing heavier metal jigs and jig minnows. The model has been balanced well to reduce the likelihood of losing fish from ripping the hook out of the trout. The three models in the Flows series are designed for targeting seabass. The 810 is a regular fast tapered highly sensitive model. The 96 blank is stiffer overall and ideal for long casting and the 103 is a highly well balanced rod for use in the vast surf where anglers are required to move around to search for their targets, which include the flounders. The Red-Eye series are for anglers to target monstrous seabass and Red-Eyes (Japanese barramundis). Although the bending curve may seem large, it is a tenacious power model to parry the powerful angry fish.



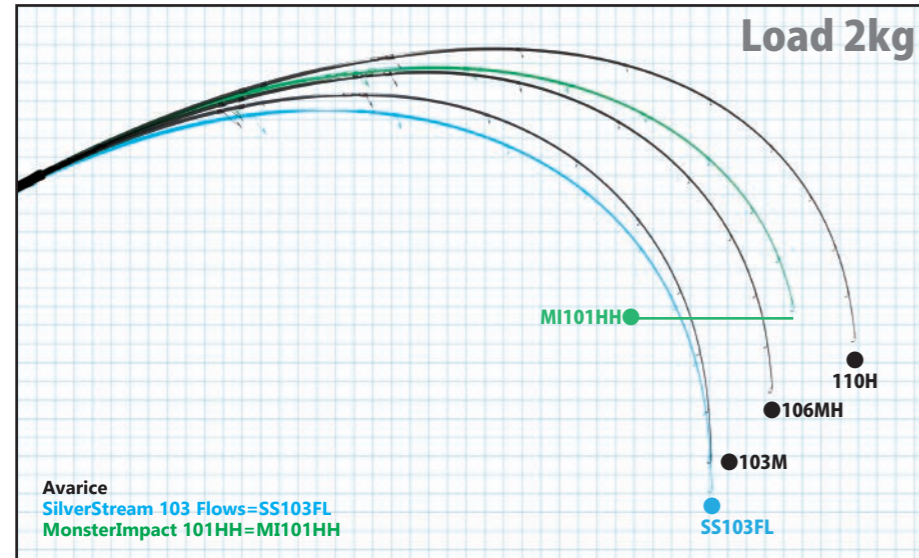
RunnerExceed Static load comparison of RunnerExceed (3kg load)



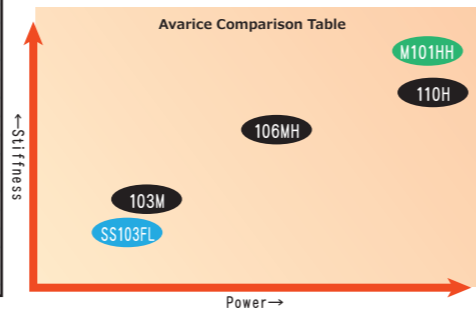
The picture illustrates the differences in the bending curve of the RunnerExceed series with a static load of 3kg. In 2018, the 107BH model was added to the series. The blank possesses both tenacity and power to maximize the merits of utilizing the bait-casting reel. Although the blank may bend in smoothly, once the angler tightens the drag and loads the rod, the butt section possesses the power and strength to aggressively stop the fish. Anglers can have their sights on Kingfish exceeding 15kg while still being able to have fun with the smaller 5kg class fish. The 103H is evidently the most unique of the series with overwhelming strength in the butt section. In order to have good command of the rod, the angler will require physical strength and skill to make good use of the rods power to easily guide the fish. When comparing the bending curve to the 107BH and 100SHH, the 103H seems to be stiffer, but the two former rods are designed to have more repelling power and are stronger overall.



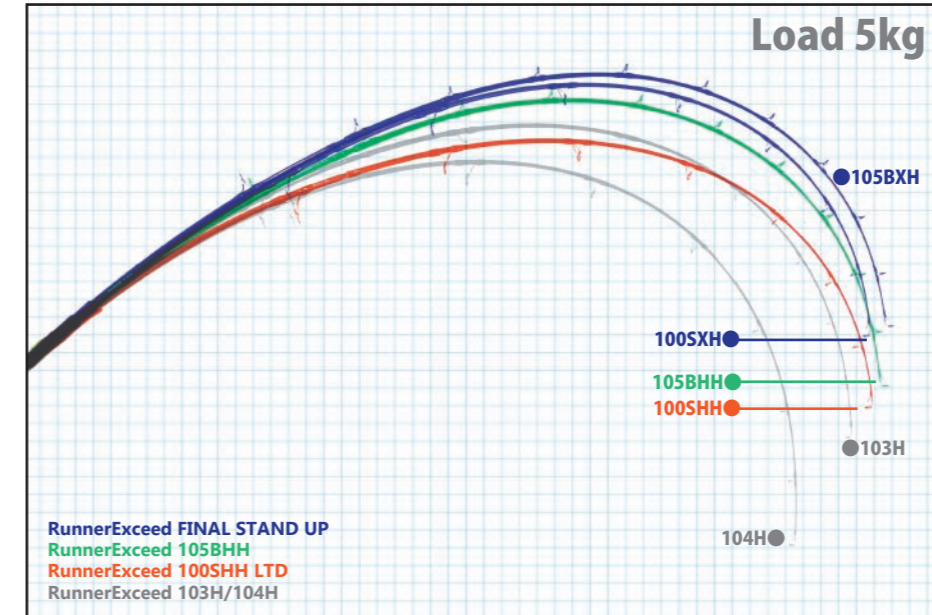
Avarice Static load comparison of Avarice (2kg load)



The picture illustrates the differences in the bending curve of the Avarice series with a static load of 2kg. For reference, we have also included in the illustration the Monster Impact 101HH and the SilverStream 103 Flows models. The 103M is the most flexible of the series and designed for use in flat rocky heads with good footing. The 106MH is the most standard blackfin seabass model with a strong butt section. The 110H is ideal for use in difficult field settings and possesses the power to easily go head to head with 5kg class blue-runners. The difference in the 110H to the Monster Impact 101HH which also has sights on the blue-runners is the delicacy of the tip section. The 110H is designed to target the blackfin seabass and is suited to cast and control smaller minnows. The difference between the 103M and the SilverStream 103 Flows is the sharpness and ability of the 103M to cut through strong head winds.

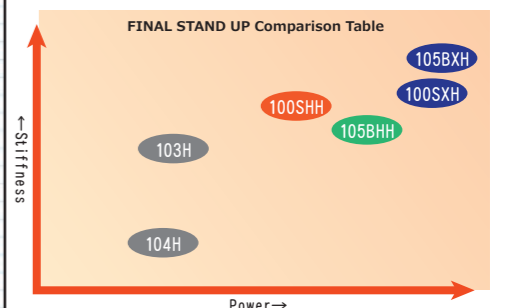


RunnerExceed FINAL STAND UP Static load comparison of FINAL STAND UP (5kg load)

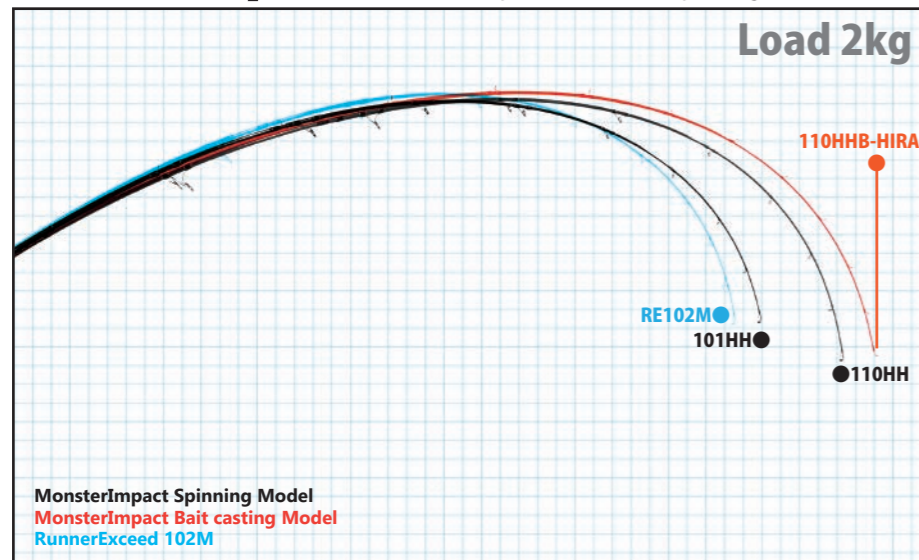


Presented here are static load of 5kg loaded onto the RunnerExceed Final Standup models. Final Standup are the ultimate land-based models to target the GT and other monstrous species off the rocks and the 105BHH and the 100SHH follow in the footsteps. Please refer to the comparison below to check for power settings. The 103H, 100SXH and 105BXH are equipped with overwhelming power and stiffness while the 104H, 100SHH and 105BHH are composed of the Nano blank that helps anglers endure the thrashing of the fish by loading the rod and utilizing its repulsive force to lift the fish.

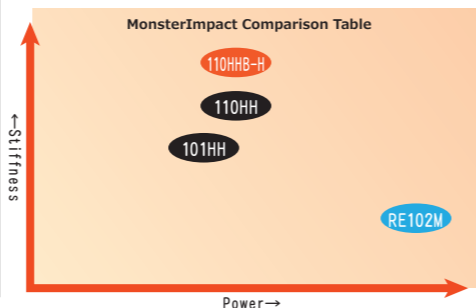
The 100SHH is especially a highly repulsive model with the unique composition of different types of carbon material. Although it is a powerful model, anglers will easily be able to cast and control their lures while possessing a contradictory sharp feel to its flexible blank.



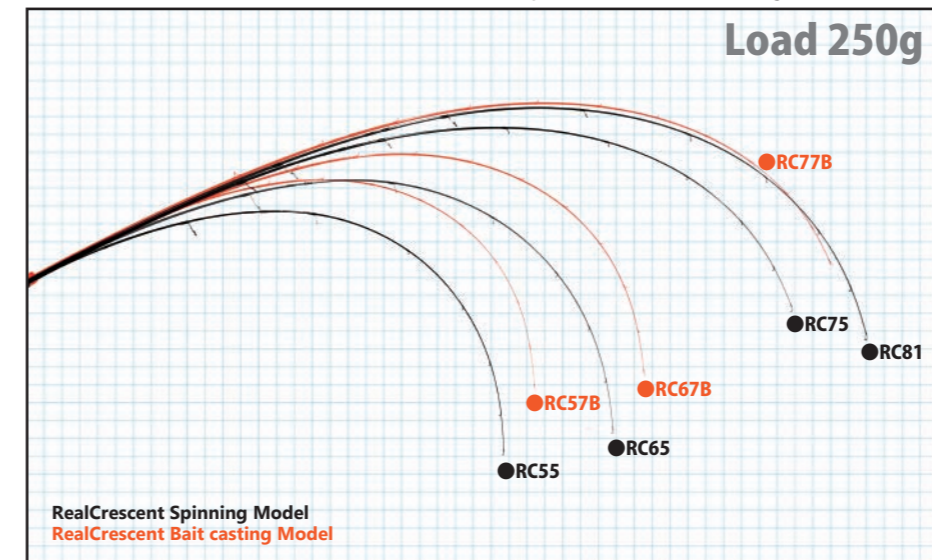
MonsterImpact Static load comparison of MonsterImpact (2kg load)



On the left, you can see a comparative diagram of the bend curve of the Monster Impact series designed for both the Hirasuzuki (black-fin seabass) and blue-runners with a static load of 2kg. We have also included the 102M of the RunnerExceed series as a reference. In the Monster Impact series, both the spinning and bait-casting models possess similar power class with each individual model distinguished by stiffness and taper. The stiffest and most tenacious blanks have been used for the 110HH and 110HH bait-casting model HIRA giving it the sharpest feel of the series. With similar power class, the 101HH is designed with a softer tip section and will bend nicely to load the rod. All models are equipped with a tip capable of casting and controlling sizable blue-runner lures, and are either distinguished by stiffness and power to stop the fish or tenacity to absorb the thrashing of the blue-runners.




RealCrescent Static load comparison of RealCrescent (250g load)



On the left, you can see a comparative diagram of the bend curve of the Real Crescent series with a static load of 250g. The most basic light game model is the RC-65. The RC-55 is designed for use with a singular body jig-head and the RC-75 is for use with Carolina rigs and metal jigs. The RC-81 seems to be the strongest rod but able to utilize a variety of lures with flexibility of the whole rod.

As for the bait-casting models, the RC-57 is designed for use with singular body jig-heads and the RC-67 is ideal for both the jig-head and small lures. The RC-77 is the stiffest model of the series, suited for bottom knocking and dragging techniques to target rockfish and bream game. In the diagram, you may notice that the RC-81 and RC-77 have a similar bending curve and power, however they have a totally different characteristics with the 77 being much stiffer while the 81 being more flexible.



※The bending curves presented in the diagram are all set with a reel while loading the blank with a static load. Please note that this diagram does not indicate the repulsive force of the rod. Also, the bending curve of the rod does not fully exhibit the rods characteristics. For a more comprehensive understanding of the rods true characteristics, please take into consideration the bending curve, rod specification and comparison of characteristics. The load on the body will feel different for each individual bending the rod. The Static load comparison is simply a reference.

Ripple Original Goods

NEW RF Shell Jacket (ON-YO-NE)

Size: M, L, O, XO
 Color: Black · Red · Emerald
 Price:
 Release on Spring 2019



NEW RF Self-inflating Life Jacket

Neck over type
 Size: Free
 Black
 Price:
 Release on Spring 2019

NEW RF Original 2019 T-Shirts

Color & Size · Undecided
 Price:
 Release on Spring 2019



RF Original Dry Polo-Shirt

Size: M · L · LL · 3L
 Color: Navy · White · Black
 Price:



NEW RF Knot Tightener

Tighten up the knot & Line pulling tool
 ※The design is going to change
 2 Set

Price:
 Release on Spring 2019
 The knot tightener is an aid for tightening knots such as line system. Non-slip rubber which is wrapped around high strength carbon blank will enable you to use as a line pulling tool at getting snagged. Design and specifications are planned to be modified slightly.



NEW RF Original Low Profile Cap

Color · Undecided
 Price:
 Release on Spring 2019



Nanowing® (water repellent fabric) is used (Cotton100%)
 ※Design might be changed without notice

NEW RF Work Cap

Color · Undecided
 Price:
 Release on Spring 2019



Cutting Sticker

Size: 17cm 3 Colors
 Color: Blue · Silver · White
 Price:

Size: 30cm 5 Colors
 Color: Blue · Silver · White · Pink · Copper
 Price:

Size: 60cm 5 Colors
 Color: Blue · Silver · White · Pink · Copper
 Price:

Size: 80cm 2 Colors
 Color: White · Blue
 Price:



Rod belt

L 345mm (2pcs/Set)
 Price:

S 220mm (2pcs/Set)
 Price:

Embroidery Emblem

Color: Navy · Black
 L 40x120mm
 Price:

S 22x80mm
 Price:



RippleFisher Special Order



RippleFisher Color Custom

Ripple Fisher's products can be ordered in custom colors, except for some limited edition products. The custom options are limited to "the blank color", "the thread pin color" and "the thread set color".

Please choose the color options below for you custom color.

*Please note that we do not accept custom request to change grip or guide options.

Blank Color

You can order color customization either whole blanks (from butt to top guide) or butt section only (range of model logo). Please select color from the chart.

If you customize butt section only, rest of blanks will be finished in original color.

The prices will differ from the standard colors (01~08) to the "Maziora" color (09 and 10).

You can only select one color. We cannot accept requests for gradation, matt finish or changes between two colors.

If you choose the 08 (silver color), the logo print will be black.

Custom Charge

| Blank Color Custom | | |
|--|-----------------|-----------|
| • 1pc model Full Paint | Color : 01~08 | 10,000Yen |
| | Color : 09 • 10 | 15,000Yen |
| ※The grip joint model also same price as 1pc model | | |
| • 2pc model Full Paint | Color : 01~08 | 12,000Yen |
| | Color : 09 • 10 | 18,000Yen |
| • 3pc model Full Paint | Color : 01~08 | 13,000Yen |
| | Color : 09 • 10 | 19,000Yen |
| • Only Butt section Paint | Color : 01~08 | 6,000Yen |
| | Color : 09 • 10 | 9,000Yen |

Please note that we have been trying to our best but the color of this chart may differ from actual color. It is also depend on type and setting of your monitor if you check it on web site. Thank you very much for your understanding.



- 01. Metal Smoke
- 02. Metal Ice Blue
- 03. Metal Blue
- 04. Metal Emerald Blue
- 05. Metal Pink
- 06. Metal Red
- 07. Metal Orange
- 08. Silver
- 09. MAZIORA ANDROMEDA / (Green base)
- 10. MAZIORA PLEADES II / (Blue base)

Blank Color • About coating range

Blank Color • Full paint (1pc model and Grip joint model)



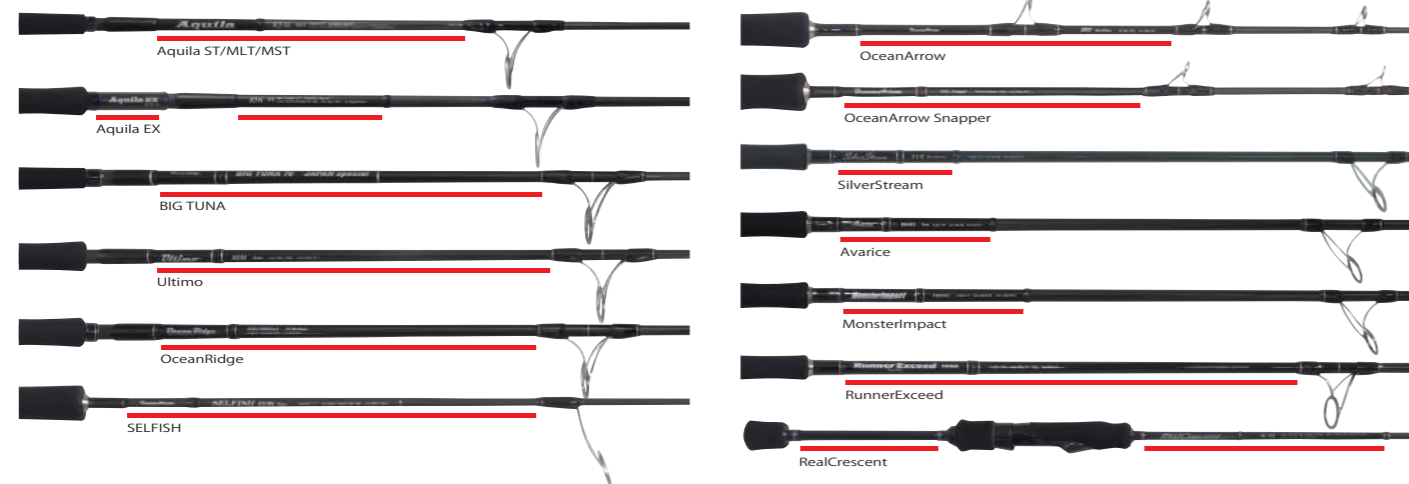
Blank Color • Full paint (2pcs & 3pcs model)



Blank Color • Only Butt section Paint (Please refer to images below about available range)



Blank Color • Butt parts paint range for each model



Thread Pin-Color


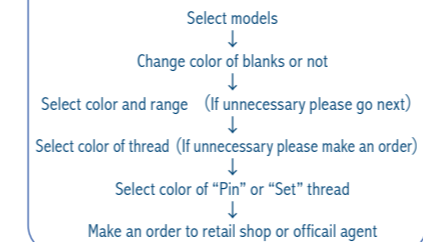
The "thread pin color custom" designs will comply with the original product's position. If two colors are used in the standard product, a single color will be used for the custom color.

If you order a "thread pin color custom", the whole rod will be customized with the color you ordered.

Custom Charge

Thread Pin color custom
 • 01~07 2,000Yen
 • 08 (No pin thread) 1,000Yen

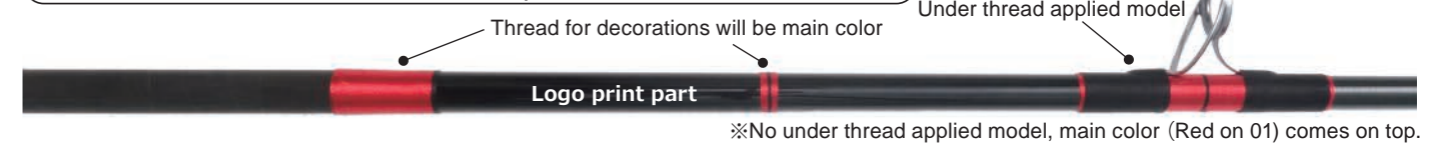
How to order for color customization



- 01. Silver
- 02. Champagne Gold
- 03. Metallic Red
- 04. Metallic Copper
- 05. Metallic Pink
- 06. Metallic Blue
- 07. Metallic Gray
- 08. Black No pin thread

Thread Set Color

Thread/01.Red Set Custom as an example ※Main color • Red/Sub color • Black



For custom thread set colors, you can choose the thread colors (for guides and butt section) from the following set colors. The set colors comprise of the main color and the sub color. We do not accept requests to change around the main color and sub color.

Depending on the model of the rod, the color of the thread presented on top will differ if there is a under thread. Please refer to the sample pictures on the right. (for the heavy game rods, there is a thread underneath the guides. For light to medium game rods, most models do not have this thread underneath the guides.)

We do not accept requests to change or alter the color of the pin thread.

Custom Charge

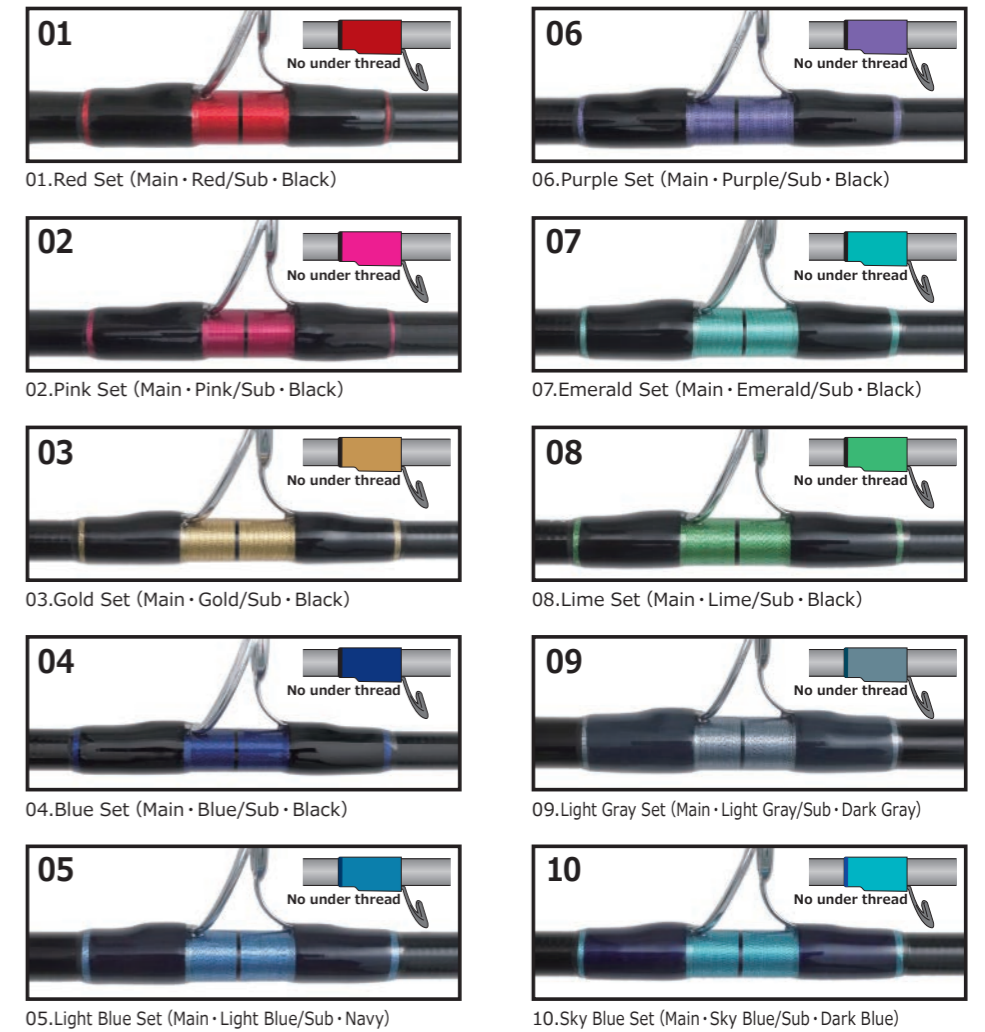
Thread set color custom
 • 01~10 5,000Yen

Delivery date

With regards to your custom order delivery date, it will take roughly 5 – 8 months depending on our production schedule. (As a rule of thumb, we will set an order closing day on the 20th of every month, so it's about 5 – 8 months for delivery date from the order month.)

Changes and cancellation of custom order

Please note that basically we do not accept changes or cancellations of custom order after a month have passed since we have received order from retail shop or official agent. Thank you very much for your understanding.



2019 RippleFisher Rod Line-Up Spec Details

The model which are painted in those two colors on this table are new product of the period from fall 2018 to spring 2019. New models which are notated "under developing" on the commentary page are not included in this spec table.

Table with columns: P, Series, Item, Price, Sec, Reel, Lt [feet], CL-Lt [mm], Wt [g], Lure, Line, Drag Max, Guide, Reel Seat, Lock nut, Joint, Grip end, Carbon, Tip [mm], Butt [mm], Position [mm], Suitable reel size. Rows include models like Aquila, BIG TUNA, Ultimo, OceanRidge, SELFISH, OceanArrow, SilverStream, Avarice, MonsterImpact, and RunnerExceed.

Details of notation Reel/S=Spinning B=Overhead reel Lure/Com-Wt=Comfort Weight Guide/TZ-TORZITE ring ST=Stainless frame TI=Titanium frame OC=Ocean guide (Only SIC) Lock nut/U=Up lock D=Down lock Joint/Spigot=Spigot Ferrule Put over=Put over Ferrule LH&H=Grip Joint Grip end/BRC=Rubber material Cap EVA=EVA resin material Cap Tip(mm)/Diameter of just below top guide Butt(mm)&Position(mm)/ Position(mm) stand for the length from end of grip to point that is measured for Butt(mm) *SIC-S ring* is up dated model of SIC guide. Some of RippleFisher products are currently on switching from SIC guide to SIC-S ring guide. Depend on products, there SIC models and SIC-S ring models are existed in the market. Please understand that we do not accept exchange to rod with other type of guide ring.



After Service & Support

Precautions for use

- Do not cast with tangled line or line trouble in the reel. This may cause the rod to break. Furthermore, if you miss or forget to put the line through a guide, this may result in damage or breakage of your rod.
If you continue to reel in your rig (lure, popper, jig etc) after it has reached the top guide, this will cause the rod to break.
Beware of power cables, overhead power lines or phone lines. The material (carbon) will easily pass through electricity causing serious injury or death.
If you hear or see lightning approaching while in use, pack the rod away or stay away from the rod. Lightning may strike causing serious injury or death.

About joint section of rod

- The joint section of rod of Ripple Fisher has been adjusted with high precision. If ferrule wax have been put on or connect rods without wiping salt water off, might cause of fixation. Please make sure that fouling or moistures are wiped off when you connect.
If you force the joint section of the rod when joining together, this will cause cracking or splitting of the joints.
If you use the rod while the joint section is still loose, this may cause breakage.
If the joint section is stuck together, use a rubber sheet for added grip while twisting away from each other.

Maintenance and storage

- Wash rod with running water to rid of any filth and salt. Then wipe off any excess water.
If you store your rod without wiping off excess water, this may cause blisters on the blank. Storage in well ventilated area as with no high temperature.
Please do not leave the rod in your vehicle for long durations in summer. This will cause blisters and warping of the blank.

Contents in this catalog

- Include accurate specifications of rods, written in accordance with the regulations set by the Japanese National Fishing Rod Fair Trade Conference.
Prices and specifications listed on this catalog maybe altered without warning.
The colors presented in the pictures may differ from the actual color. Furthermore, some products are prototype rods in the developmental stage and may differ when it reaches the final product.

Requesting repairs

- Please be ware that personally modified rods will not be covered by warranty (even if it is within the warranty period).
If you are requesting for repair, please send in the whole rod (not just the section of the breakage).

Hand Craft Ripple Fisher logo and contact information: Ripple Co.,LTD (Ripple Fisher) 945 Obaru, Yamaga City, Kumamoto Pref. 861-0543 JAPAN E-mail : info@ripplefisher.com

http://ripplefisher.com/



Please note and look out for our news on Limited Edition or Limited production run for certain models and all these can be found in our English website (Staff blog), facebook news feed or production news.