



Ripple Fisher

<http://ripplefisher.com/>

RippleFisher / Made in JAPAN

Dealer

RippleFisher 2019
Handcrafted in Japan

English version.

2019 RippleFisher

Tradition and evolution

The soul of Ripple Fisher's rods lie in the "Blank".

Based on the needs of the anglers, we have given life to our rods by consistently evolving to strive for strength and usability. We do not simply pursue something new, nor do we deny products from the past. Ripple Fisher has and will always strive to achieve great performance in our rods where the "true power and easy handling will be exhibited when pushed to the limits".

Each and every product in our lineup is our answer to our efforts of rod building. We believe that rod building is an evolution for a new creation.

In order to evolve, the designer of Ripple Fisher rods will not change. The reason for our in-house production of the blanks and complete product is to not only carry on the spirit of Ripple Fisher, but to continuously move on to new challenges. The evolution of design and technology can only be achieved through years of production experience in our factory and the accumulation of knowledge is the fundamental basis of "product development".

The first step to evolution is to face new challenges. This is a factor we cannot avoid in order to develop something great. Evolution through the accumulation of tradition. Our continuous challenge to improve our production technology. This is Ripple Fisher's heart and soul.

Hand Craft
Ripple Fisher



Off Shore
Boat Casting & Jigging

Aquila
BIG TUNA
Ultimo
OceanRidge
GTXpedition
SELFISH
OceanArrow



Like no other



2019 New Products **Aquila**

In the 2019 season, we have refined and added various models to the Aquila series, which have already been popular for the boat casting game.

In recent years, the Kingfish and tuna games have become more subdivided. We have brushed up our lineup to focus on specific performance in various situations and challenged ourselves to develop a blank never seen before.

In our new lineup, there are 9 models. We have categorized them into four different series, ST, MLT, MST and EX. The ST series are the most standard models, which are well balanced and fine honed to cater for various situations and various targets.

The MLT series have a combination of a flexible tip section and a stiff butt section to go after massive fish with light line. The MST series are the already popular models to go after monstrous Kingfish with sheer power and strength. The EX models have newly been introduced to the series, which are 3 piece pack rods for anglers traveling around the world.

The new Aquila series are rods built to defy the boundaries of fishing. It was our quest to seek lifting power, easy handling of lures, outstanding castability and last but not least, the ability to parry the angry fish.

We don't simply make rods with "power", we make rods with "strength".

New Aquila Series

Aquila ST

The Aquila ST series are models which have had all the standard yet important factors for the casting game fused together at a high dimension. Specifically, the standard performances of casting, lure maneuverability, hooking up the fish and fighting. They have a sharp feeling and once the rods are loaded with the fish, the bending curve will gradually transfer towards the angler, allowing for a steady fight utilizing the butt power to maintain the initiative of the fight. We have prepared 3 power classes of PE #3, #4 and #6 to cater for various species and situations.

New Aquila ST 78-3

The shorter rod length is designed for easy handling and casting for use on small ~ medium size boats. The tip section has sufficient stiffness, yet allows anglers to cast smaller size top water plugs to maneuver on the surface. It is an ideal rod for targeting bonitos, yellowtails and Kingfish, which require subtle lure control with light line. For those who own boats, you can target various species with this single versatile short length rod.

Aquila MLT

The Aquila MLT series were developed for situations where your targets are feeding on super small baitfish (white bait) and require anglers to utilize lighter tackle or for situations where the fish are highly sensitive towards fishing vessels and require anglers to cast long distances. You can say that we had to fuse together contradicting features of casting and controlling light lures while possessing the power for large species and maintaining the initiative of massive fish during the fight. It is a new generation of rods designed to catch large species with light tackle, requiring anglers to maximize the strength of the line. This line-up of rods compliments the compilation of models produced for our off-shore series.

**The 2/4 notation on the rod means the tip section is a PE2 class while the butt section is PE4 max. (3/6 means the tip is a PE3 class while the butt is a PE6 class)*

Aquila MST

The Aquila MST series have been designed for those anglers with their sights on monstrous Kingies. The main purpose of these rods are to enable anglers to go head to head with supersize fish with the use of strong PE7~8 class line and large lures for situations when the targets are feeding on large bait fish like, dorados, needle fish, flying fish etc. These rods are not just a stiff stick with power. On the contrary, in order to deal with sudden dives of the Kingfish, they have been designed with the bending point to transfer towards the angler as more load is applied to the blank. It is a user-friendly rod for any angler to use as you can load your weight on the rod by bending your knees during the fight.

The + symbol next to the power class indicates that the power and tenacity has been added to the usual power class.

Aquila EX

The Aquila EX series are the ultimate 3-piece expedition pack rod without compromises. Today, anglers are flying around the world to target their dream species and the farther you go, the more limitations there are regarding your luggage. Through countless trial and error, the Aquila EX series have now come to shape and ready to travel with you wherever you go. We have prepared a PE3 and PE6 class models for use with a vast range of lures with a super sharp feel to it. Although they are 3 piece models, it possesses a sharp feel to it and anglers will be able to bend and load the butt section of the rod to stop the monstrous targets. We are confident that these models will help you catch those rare species at the most remote areas around the world.

•Notice for usage:

The Aquila EX series have been developed to stand comparison to the ordinary grip-joint rods. However, due to the nature of the 3 piece blank, if you load the rod while the joint sections are not completely or properly joined together, this will result in the breakage of the blank. The spigot joint section is designed to reduce the likely hood of the joints to come loose, however, please be sure to consistently check the connection when in use. We hope you take extra care when you're on an exotic expedition to reduce the chances of any trouble.

New Aquila ST 80-4

This medium powered rod is your PE4 class casting rod for your local waters. Once loaded, the rod bends smoothly towards the butt section, creating a beautiful arc. Although it has a sharp feeling, the slow-tapered rod is designed to bend towards the butt section to absorb the thrashing run and enable a stable fight against 10kg class Kingfish.

Aquila ST 85-6

This ST85-6 have enough sharpness on blanks to deliver small lure like a bullet. Especially when you have to cast into boil of kingfish or tuna in head wind, you won't lose accuracy and you can deliver lure where you have wished to. It has been designed to be worked as like your arms on manipulating and provide you a stability on fighting. (Previous name:85H)

New Aquila MLT 82-2/4

The MLT82-2/4 has a tip section of a PE2 class, enabling anglers to accurately cast and control small ~ super small lures. It is an ideal model to overcome the challenging game where the white-bait are on the targets main menu. With its outstanding casting ability and controllability of the small lures, anglers will be able to reach great distances when casting and won't spook the fish from the presence of the boat. Although the tip section is light, the PE4 class butt section will enable anglers to maintain the initiative during the fight and lift the fish efficiently. Its versatility will allow anglers to target and land various species from the blue-runners, bonitos, dorados, and tuna. We hope this rod will assist those anglers who have been itching to cast smaller lures, farther, wider and with lighter line to catch your dream fish.

New Aquila MLT 82-3/6

This is a model with increased power to PE6 class compared to the MLT82-2/4, but for use with small lures and light line. The tip section has the flexibility of a PE3 while the butt section possessing the power of a PE6. When comparing to the ordinary PE6 class rod, anglers will be able to swing through with less effort while increasing the accuracy and casting distance. The blank will bend over nicely once loaded yet possessing the underlying power to stop the monstrous fish. During the testing of this model, we were able to catch a 47kg yellowfin tuna in less than 10 minutes with a PE4 line. With the contradicting features of power (for lifting the fish) and flexibility (for casting and controlling smaller lures), you could say that this rod is at the pinnacle of Ripple Fishers' rod making technology.

Aquila MST 85-7+

This is a model for anglers targeting supersize Kingfish with the use of 40g~ 120g lures. Although it is categorized as a power model, the lightness of the rod will allow anglers to cast all day long and freely pursue the lightning speed Kingfish. As the bending point transfers towards the angler once hooked up, anglers will be able to conduct a steady fight by countering your body weight against the fish by lowering your hips and loading the rod even when you're almost against the bow railing. Furthermore, the length of the rod will also assist you when conducting long casts towards feeding tuna. (Previous name: Aquila 85H+)

Aquila MST 711-8+


This model is especially designed for anglers who face the dorado pattern, requiring them to utilize large lures up to 180g for the supersize Kingfish. It is also ideal for those anglers who like to go head to head with powerful fish in shallow areas. The underlying power of the rod also allows you to utilize this rod for the GT game. Compared to the ordinary GT rods, this rod will bend over more naturally, which is ideal for smaller/shorter and even female anglers. (Previous name: Aquila 711HH+)

New Aquila EX 79-3

The EX79-3 was designed with its sights on targets like the Cubera snapper, Roosterfish from Latin America and other exotic species that inhabit the various Amazon ponds in Asia. As you are limited with your tackle options when traveling the world, we have created this versatile rod for use with a vast range of lures from the large jig heads, poppers and diving pencils. The rod can be characterized as being a little stiffer compared to the ordinary grip joint rods, but it is a highly responsive rod also ideal for use in the casting game targeting the bonitos and yellowtails from smaller boats.

New Aquila EX 83-6

The EX83-6 is a model ideal as a light tackle rod for the GT game or Kingfish game. Through the countless testing phases, we were able to come up with a "flexible" tip section which is extremely rare for pack-rods, enabling anglers to easily control the subtle action of middle size diving pencils. During the field-testing, the butt section was able to stop the run of the GT in shallow waters of 6m, while the rest of the rod bending and absorbing the power of the angry GT. The rod has proven itself that it can be one of your trusted main weapons for your exotic expeditions around the world.



Rod Detail

Guide / ST78-3• EX79-3 SiC-S Titanium frame K Guide(Fuji)
Rest of all SiC-S Titanium frame K Guide+SiC Ocean Guide(Fuji)
Reel seat / ST78-3• EX79-3 DPS18(Fuji) Rest of all DPS20(Fuji)

2019 New Model

Aquila ST 78-3

Lure / Comfort Weight
30~50g
Line
MAX PE 3
Drag Max
5kg/45°

Length: 7ft 8in
Closed Length: 1780mm
Weight: 224g

Price :

2019 New Model

Aquila ST 80-4

Lure / Comfort Weight
40~80g
Line
MAX PE 4
Drag Max
7kg/45°

Length: 8ft
Closed Length: 1782mm
Weight: 300g

Price :

Aquila ST 85-6

(Previous name:85H Nano)

Lure / Comfort Weight
40~110g
Line
MAX PE 6
Drag Max
12kg/45°

Length: 8ft 5in
Closed Length: 1925mm
Weight: 338g

Price :

Aquila MLT 82-2/4

Lure / Comfort Weight
30~70g
Line
PE 2~4
Drag Max
7kg/45°

Length: 8ft 2in
Closed Length: 1782mm
Weight: 341g

Price :

2019 New Model

Aquila MLT 82-3/6

Lure / Comfort Weight
40~90g
Line
PE 3~6
Drag Max
10kg/45°

Length: 8ft 2in
Closed Length: 1785mm
Weight: 348g

Price :

Aquila MST 85-7+

(Previous name:85H+)

Lure / Comfort Weight
40~120g
Line
MAX PE 7
Drag Max
14kg/45°

Length: 8ft 5in
Closed Length: 1897mm
Weight: 382g

Price :

Aquila MST 711-8+

(Previous name:711HH+)

Lure / Comfort Weight
80~180g
Line
MAX PE 8
Drag Max
16kg/45°

Length: 7ft 11in
Closed Length: 1752mm
Weight: 369g

Price :

Aquila EX 79-3

3pcs-Pack Rod

Lure / Comfort Weight
40~60g
Line
MAX PE 3
Drag Max
5kg/45°

Length: 7ft 9in
Closed Length: 847mm
Weight: 263g

Price :

Aquila EX 83-6

3pcs-Pack Rod

Lure / Comfort Weight
60~120g
Line
MAX PE 6
Drag Max
10kg/45°

Length: 8ft 3in
Closed Length: 905mm
Weight: 353g

Price :

Aquila



Aquila MLT 82-3/6



Aquila MST 85-7+



Aquila EX 83-6



Aquila EX 83-6

Option Parts **Aquila MLT Under Cast Handle**

The 2 models in the Aquila MLT series are designed for long casting and easy fighting with the fish. However, there are areas and charter boats which require anglers to use the under-casting technique. We have therefore prepared a short handle section as an option. You can order the handle after ordering the rod.

Released in the spring of 2019

Aquila MLT 82-2/4 UnderCast Handle



Aquila MLT 82-3/6 UnderCast Handle



Aquila Detailed Commentary





The designs of the new Aquila series have been refurbished with different thread colors for each model. Furthermore, we have included the "line max" notation for easier distinction of power class.



By engraving the model name in the titanium spacers, we have made it easier for anglers who own numerous RippleFisher rods to distinguish between different models.



The grip shape has also been altered to match the fighting style of each model. An optional spare handle for under-casting is available for the MLT series.



The characteristics of the new Aquila series during the fight:

The characteristics of the rods will vary depending on the model during the fight.

- The ST and EX series have the most standard bending curve and is a well balanced rod to target various species (all species of blue-runners and light GT).
- The MLT 82-3/6 is a model capable of high sticking the rod to load and parry the fish (ideal for Kingfish and tuna).
- The MST series are designed to withstand high drag settings to stop large species (Large Kingfish, tuna and GT).

Caution when fighting:

- We would like to ask anglers to be cautious during the fight with the ST, MST and EX series. We recommend anglers to load the rod with your counter body weight by lowering your body position, instead of high sticking the rod (refer to picture ① on the left).
- In contrast, the MLT series can withstand the anglers to high stick the rod from a lower position (refer to picture ②).
- For the ST, MST and EX series, high sticking the rod (as seen in picture ②) will not bring out the true power of the rod and may result in the breakage of the rod.

There is no limit



Boat Casting / Tuna

OceanRidge

BIG TUNA

Our sights are set on monstrous Blue-fin tuna. The OceanRidge-BIG-TUNA JAPAN-Special is the rod for anglers to go head to head with the ultimate target. We pursued a rod with outstanding breaking point. Our mission was to create a rod able to absorb the thrashing run from the Blue-fin tuna while being able to high stick the rod when the fight draws out to overtime. The unique taper design has reduced the stress on the anglers during long drawn out fights and has enabled anglers to fight the fish single handedly. Furthermore, this versatile rod is capable of adjusting to certain field conditions and will allow anglers to utilize super small to large lures.

If you want to make full use of this rod, the angler must be prepared. It is not for the ordinary Sunday angler. Unless you are born a tank or are willing to put in the yards in the gym, you will be defeated as there are fish out there that are unstoppable. This is the ultimate rod for anglers who are preparing themselves for that "Big Tuna"!



OceanRidge BIG TUNA 85F JAPAN Special

This 85F will allow anglers to cast out small lures with great distance with the use of lines between PE3~6 and lures ranging from 18g ~ 120g. It is a tenacious and bendy rod so it is less likely for anglers to break the rod when high sticking. Use of general light tuna rods result in a long and grueling fight as anglers are worried about rod breakage or line breakages, however, this 85F is not a light tackle rod. It is a new generation of tuna rods which exceed the line and knot breakage specifications. Although it possesses the power to overcome Tuna exceeding 50kg, this tolerant rod will also be ideal for casting for targets such as Yellow-tails and Kingfish in your local waters.

OceanRidge BIG TUNA 87 JAPAN Special

When targeting a selective fish like the Blue-fin tuna, a rod must be able to handle various lures ranging from 30gm to 120gm. Furthermore with a monster class fish weighing over 100kg, a line rating of PE#12 is required. This posed contradictory requirements for rod builders like us. If we seek for casting distant, the rod power is sacrificed and if power is increased, lighter lures are unusable. So in order to meet both these requirements of power vs light lures on PE#12 line, we conducted extensive testing for the placement of the guides to overcome this challenge.

OceanRidge BIG TUNA 85 JAPAN Special

Compared to the BIG TUNA 87, it has a sharper casting feel to it. The lifting power has also increased 10~20% compared to the TUNA 87 (has similar power as the TUNA 710). It is a well balanced power model perfect for targeting Tuna exceeding the 50kg mark with the use of 40g~100g lures.

OceanRidge BIG TUNA 710 JAPAN Special

In contrast to the 87, this rod is sharp when casting while possessing the tenacity and added lifting power. Although it is possible for anglers to high stick this rod to conserve energy, the lifting power will allow anglers to take initiative of the fight before it ends up becoming a long drawn-out battle. You could say that this rod will only show its true evolutionary characteristics to experienced anglers.

OceanRidge BIG TUNA 76 JAPAN Special

This model is for anglers with their sights on Blue-fin tuna weighing over 200kg. Similar to the 73, this 76 is capable of not only casting large lures mostly used when the targets are feeding on dolphin fish (mahi-mahi), but also allows anglers to cast and control the lighter (60g) sinking pencils for smaller baits. The difference from the 73 will be the contrasting fight style. While possessing strong butt power to constantly apply pressure on the fish, we have drastically reduced the load on the angler by bringing the bending point closer to the angler, allowing for a prolonged fight.

OceanRidge BIG TUNA 73 JAPAN Special

This model is for anglers with their sights on Blue-fin tuna weighing over 200kg. Its castability is next to non, able to accurately hit feeding targets with large lures most productive when they are feeding on dolphin fish (mahi-mahi). Being short in length and the stiffest model in the series, it is most suited for anglers who have confidence in their strength and ability to go head to head with the monstrous tuna.

※Recently it has become possible to catch Blue-fin tuna in Japan, with weight exceeding 200kg. However, there are also dangers involved when targeting tuna exceeding 100kg in rough conditions. Although models such as the BIG TUNA 76 and 73 are designed to target "Blue-fin tuna over 200kg", the specifications have been set and explanations written down with the assumption that the angler has sufficient strength, training and experience in the field.



The length of rear grips of BIG TUNA series are longer than others to be held on lower position. To reduce the physical burden of anglers from long period of fight, we recommend you to choose gimbal belt which can be equipped on lower position.

<div>Rod Detail</div> <div>Guide / 85F SiC-S Titanium frame K Guide+SiC Ocean Guide(Fuji) Rest of all SiC Ocean Guide(Fuji)</div> <div>Reel seat / DPS20(Fuji)</div> <div>BRC (made of rubber) is on the end of grip as a standard but you can select aluminum gimbal instead.</div> <div>If you are interested in it, please make inquiries to dealer in your region.</div>					
<div>OceanRidge</div> <div>BIG TUNA</div> <div>85F</div> <div>JAPAN Special</div>	<div>OceanRidge</div> <div>BIG TUNA</div> <div>87</div> <div>JAPAN Special</div>	<div>OceanRidge</div> <div>BIG TUNA</div> <div>85</div> <div>JAPAN Special</div>	<div>OceanRidge</div> <div>BIG TUNA</div> <div>710</div> <div>JAPAN Special</div>	<div>OceanRidge</div> <div>BIG TUNA</div> <div>76</div> <div>JAPAN Special</div>	<div>OceanRidge</div> <div>BIG TUNA</div> <div>73</div> <div>JAPAN Special</div>
<div>Lure</div> <div>18~120g</div> <div>Line</div> <div>PE 3~6</div> <div>Drag Max</div> <div>10kg/45°</div> <div>Length: 8ft 5in</div> <div>Closed Length: 1880mm</div> <div>Weight: 370g</div> <div>Price :</div>	<div>Lure</div> <div>30~140g</div> <div>Line</div> <div>PE 6~12</div> <div>Drag Max</div> <div>15kg/45°</div> <div>Length: 8ft 7in</div> <div>Closed Length: 1905mm</div> <div>Weight: 431g</div> <div>Price :</div>	<div>Lure</div> <div>40~160g</div> <div>Line</div> <div>PE 6~12</div> <div>Drag Max</div> <div>15kg/45°</div> <div>Length: 8ft 5in</div> <div>Closed Length: 1850mm</div> <div>Weight: 434g</div> <div>Price :</div>	<div>Lure</div> <div>40~160g</div> <div>Line</div> <div>PE 6~12</div> <div>Drag Max</div> <div>15kg/45°</div> <div>Length: 8ft 10in</div> <div>Closed Length: 1672mm</div> <div>Weight: 393g</div> <div>Price :</div>	<div>Lure</div> <div>60~180g</div> <div>Line</div> <div>PE 8~12</div> <div>Drag Max</div> <div>18kg/45°</div> <div>Length: 7ft 6in</div> <div>Closed Length: 1575mm</div> <div>Weight: 398g</div> <div>Price :</div>	<div>Lure</div> <div>60~180g</div> <div>Line</div> <div>PE 8~12</div> <div>Drag Max</div> <div>18kg/45°</div> <div>Length: 7ft 3in</div> <div>Closed Length: 1515mm</div> <div>Weight: 406g</div> <div>Price :</div>

A=Whole length of grip B=Length from reel foot to end of grip when reel is equipped



Boat Casting / GT & Kingfish

Ultimo

The Ultimo Series are the core of Ripple Fisher's GT rods. The series are able to handle a variety of lures from pencil type to popping type lures while having a light, yet very responsive blank for anglers to cast throughout the day. Although the rod may seem simple with its easy castability and controllability, the butt power is outstanding and we have set an ideal loading point for anglers to be able to maintain their balance with a heavy load. The Ultimo series are a fusion of modern GT fishing combined with Ripple Fisher's long experience in rod building.



Ultimo 711ML
This is a lighter model ideal for anglers with a smaller build and female anglers who have never experienced our Ultimo series. It is also ideal for anglers targeting large Kingfish and Tuna up to 50kg with the use of lures around 100g. We believe that you will feel the sharpness, lightness and overall controllability of the rod once you fish with it. Anglers will be able to cast throughout the day stress free and apply high pressure on the fish with little effort during the fight. Anglers Weight : 50kg~(Recommendation)

Ultimo 83ML
This rod is ideal for targeting not only GTs, but also monstrous Kingfish and Tuna up to 50kg from the bow of medium to large size charter boats. It is a well balanced rod with great casting distance, controllability and lightness. Even beginners and less masculine anglers will be able to cast a mile with lures exceeding 150g by loading up the rod and using its repulsive force. The unique characteristics of the ML class rods use the bend of the whole rod when casting and fighting of the fish. Therefore, it is not suited for the application of the NANOALLOY® technology. Furthermore, the 83ML is the most flexible rod in the Ultimo series and can be classed as a rod between the BIG TUNA series and the Ultimo. Anglers will require the least amount of strength when fighting the fish, as the rod exceeds its line class potential. Anglers Weight : 55kg~(Recommendation)

Ultimo 79M Nano
The 79M Nano is a powerful and maneuverable short length rod. With its short length, it is ideal for anglers who prefer to fish from the stern or middle section of small, medium and large charter boats using the bend of the blank to your advantage. It's a perfect rod for experienced smaller built or female anglers. Although the butt section is a M class rod, the tip section is stiffer allowing anglers to have better command of their casting and control of their lures. Anglers Weight : 55kg~(Recommendation)








Ultimo 83M Nano
This is a well-balanced rod to easily cast and handle from high footing in medium to large boats. This model basically enables any angler to easily cast and maximize its potential in unstable deck conditions. The flexible, yet sharp casting feel is unique to the Ultimo series. The sharpness and strength was realized by constructing the blank with the Nano material. The bending point gradually transfers towards the angler allowing for use in not only GT fishing but also great to target monstrous Kingfish and Tuna. Anglers Weight : 60kg~(Recommendation)

Ultimo 80MH Nano
80MH is an almighty model with a combination of long length and power. It is a versatile rod able to utilize in any given boat or field with the use of pencil type lures to medium mouth poppers. However, with the somewhat stronger rod settings, the angler needs to be well built or strong. With strength and experience, this rod will respond to the anglers powerful lifting and fight giving you that advantage required for monstrous fish. It is a best matched rod for the GT game which require long casting in shallow waters where anglers are required to take initiative. Anglers Weight : 60kg~(Recommendation)

Ultimo 82H Nano
82H Nano is a power up version of the 83M which is able to cast even further with the right technique and swing through. In addition, the sharper rod will allow anglers to cut through strong head winds when casting and utilize body weight transfer to lift the fish during the fight. This rod will become your next best friend for those anglers who prefer or require a speedy/powerful fight in rough underwater terrain. Anglers Weight : 65kg~(Recommendation)

Ultimo 710H Nano
The short length 7ft 10inch was set for maneuverability and easy handling for use in small to medium size boats. You will be pleasantly surprised with its long casting ability despite its short length. Anglers will be able to utilize 80g pencil poppers, diving poppers to those heavier large mouthed poppers. The short length allows for a powerful fight and the NANOALLOY® material has added unique tenacity and stability to the blank. With the combined traits of castability, controllability and power, you could consider this the extreme model of the Ultimo series ready to go head to head with monstrous GTs exceeding the 50kg mark. Anglers Weight : 65kg~(Recommendation)

Rod Detail
Guide / SiC Ocean Guide(Fuji)
Reel seat / DPS20(Fuji)
Those with NANO notation, NANOALLOY® technology of TORAY is loaded.

						
Ultimo 711ML	Ultimo 83ML	Ultimo 79M Nano	Ultimo 83M Nano	Ultimo 80MH Nano	Ultimo 82H Nano	Ultimo 710H Nano
Lure MAX 150g	Lure MAX 150g	Lure MAX 160g	Lure MAX 160g	Lure MAX 170g	Lure MAX 180g	Lure MAX 220g
Line MAX PE 6	Line MAX PE 6	Line MAX PE 7	Line MAX PE 7	Line MAX PE 8	Line MAX PE 8	Line MAX PE 10
Drag Max 12kg/45°	Drag Max 12kg/45°	Drag Max 13kg/45°	Drag Max 13kg/45°	Drag Max 14kg/45°	Drag Max 14kg/45°	Drag Max 15kg/45°
Length: 7ft 11in Closed Length: 1780mm Weight: 369g	Length: 8ft 3in Closed Length: 1815mm Weight: 369g	Length: 7ft 9in Closed Length: 1740mm Weight: 366g	Length: 8ft 3in Closed Length: 1835mm Weight: 362g	Length: 8ft 3in Closed Length: 1740mm Weight: 383g	Length: 8ft 2in Closed Length: 1785mm Weight: 390g	Length: 7ft 10in Closed Length: 1740mm Weight: 367g
Price :	Price :	Price :	Price :	Price :	Price :	Price :

A=Whole length of grip B=Length from reel foot to end of grip when reel is equipped