



<http://www.ripplefisher.com/>



Ripple Fisher Made in Japan

Dealer

2017 PRODUCT
HandCrafted in JAPAN
English version

rebirth



We are taking the next big step.

2017 is RippleFisher's 20th anniversary since our establishment. We started off producing jigging rods for large predatory species and glass solid rods “YAKU-special”, which were requested by commercial fishermen in Yakushima who were having rods snapped countless times by monstrous species. We then expanded our line up to GT rods, casting rods for various species and then to other rods for land-based fishing. Each and every rod and series have been developed to overcome certain challenges and specific situations presented to anglers from around the world. Our challenge for development still continues.

“We want to create a rod which will lead the angler to victory in the most challenging of situations”.

This has been in our hearts since the founding of our company. In order to achieve this, we have had support from numerous anglers around the world to seek a rod which will exceed its limits and achieve the end goal.

The lineup of Ripple Fisher is a trail of these challenges we have faced and created. Over time, there have been numerous models and series added to this lineup and can be quite difficult for anglers to choose the right one.

With the advancement of the material for the rods, namely the prepreg (carbon sheet) and guides, our designing skills have also continued to develop. It goes without saying the lines, reels and lures have all evolutionally advanced drastically.

With these factors in mind, as of 2017, we decided to review and refine our lineup at Ripple Fisher. There will be new models added, old blanks redesigned and even bringing back some already discontinued models for the future stepping stone of Ripple Fisher. We understand that these changes may cause some confusion to our users and your understanding is truly appreciated, as these changes and updates are vital for Ripple Fisher to continue striving for the best quality and standards as a rod builder and for future generations.

We will continue evolving and we will continue to strive to create the best gear for all our users to capture that dream fish and moment of glory with you. This is the reason for the existence of Ripple Fisher.

Representative Director and President Yukari Nakamiya

Hand Craft
Ripple Fisher



shore category

SilverStream

Avarice

MonsterImpact

RunnerExceed

RealCrescent

Brown Trust



©NANOALLOY® is a registered trademark of TORAY

What is Nanoally

This is a new technology developed by Toray with the use of macromolecular material for better technical advantages and high functionality in the material. The carbon blank which have been developed with the use of these carbon prepreg material with the new Nanoalloy technology have excellent properties. However, please keep in mind that the explanation below is limited to the rods we produce and may not apply to other rods build elsewhere with different techniques.

Characteristics

One attribute of the new material which is noteworthy is its "hardness and bending ability" . It is also "highly sensitive" . Being hard and having the ability to bend are two contradictory characteristics in a rod. To put it into perspective, only a small load on the rod will be enough to bend the blank yet its "repulsive force" is extremely strong. "Repulsive force" is its inherent ability to reshape itself to its original position.

This strong repulsive force will also allow anglers to continuously apply pressure on the fish giving you better chance of surfacing the fish more efficiently.

With its ability to bend with the least amount of load means that it is able to bend easily with the use of small lures when casting, resulting in casting being more easy for the angler.

However, with its added repulsive force compared to the usual carbon blank, the release point will change and some getting used to will be required.

The other attribute of this material is "sensitivity".

The denser consistency of the fiber of the blank accelerates the calming of the wobble after the cast which also results in greater sensitivity. This sensitivity will help the angler fight the massive fish by transmitting vital information of the movement of the fish through the blank. With these synergistic effects of the sensitivity and high repulsive force, we are positive this new material will help you achieve your dream fish.

Can this material excel the capabilities of any rod?

If it's so great, why don' t we employ this Nanoalloy material for all rods?

Well, it is not so simple.

For example, in the light game fishing targeting small to middle size horse mackerel, it is sometimes better matched to use the ordinary carbon material compared to the Nanoalloy. This is meant that if we develop and test the rod carelessly, it will put too much pressure and load that the human body to handle because of its strong repulsive force. We are already realized that this new material is great when applied correctly, so we will never stop looking for a technique to bring out the potential of it.



SilverStream

We present you the refined series
to deepen your knowledge in the Seabass game.

In 2017, we will unify the lineup for the seabass rod series as the Silver Stream.

The lineup includes 3 models in the Flows series which are designed with the ultimate sensitivity for anglers to decipher the complicated currents, 1 model in the Tradition series which is known for its torque and tenacity and last but not least, the 2 models in the Red eye series which are specifically designed to capture the monstrous seabass and Akame (similar to Barramundi and Nile perch) .

For this Silver Stream, we aimed to brush up these game rods for the seabass game. The blanks have been refined for our users to recognize them as a Ripple Fisher rod, yet adding a taste of ease when one gets a hold of one.

Specifically, the sharp blanks cast feel, sensitivity and power have been refined through the use of new material while adding lightness, usability and maneuverability to its characters.

These seabass rods are not dedicated for specific situations or concepts but will out perform its expectations depending on the angler. These finely honed rods are the outcome as the Silver Stream.

Flows

The Flows series has been renowned as Ripples representative seabass rods. With its renewed blank and guides loaded with the new Torzite rings, it has been reborn. The stiffness and strength is the same as the original, yet with the new Nano blank characteristics, it has improved the swing through by improving the sharpness and balance.

TORZITE® Fuji.

2017 New Model

SilverStream Flows 810 Nano

The Flows 810 is the core model of the series with its ideal length for seabass fishing equipped with a strong butt power. It is especially outstanding with its casting swing through and high sensitivity. Anglers will be able to decipher the subtle difference in current movements while maintaining the high response required for an efficient and effective hookup. It may seem a little too stiff when anglers initially take a hold, but once you are out in the field casting, retrieving and fighting the fish, it will bend nicely. With its high tolerance, the butt will still hold extra power even when fighting a monstrous seabass. It is an ideal rod for use in various locations from estuaries, straits, rocks and even surf casting with the use of minnows, vibrations, sinking pencils and top water lures.

Length: **8ft 10in** Close Length: **1400mm** Weight: Undecided Section: **2pcs** (Spigot Ferrule)
Action: **RF** Lure: **MAX 32g** Line: **MAX PE 1.5** Price:

2017 New Model

SilverStream Flows 96 Nano

The Flows 96 is designed for use in large river systems, estuaries, surf casting and wading in the flats which require long distance casting of large lures. The balance of the rod is outstanding and anglers will not notices its 96 length. It also possesses a highly sensitive blank to feel for the slight change in currents. The 810 is a type of rod to conquer the current, where as the 96 is designed more to feel for the changes in current far away. The lightish tip section will allow anglers to not only utilize large lures but also various smaller minnows and vibration type lures. The concept for the Flows 96 is "distance" and "sensitivity".

Length: **9ft 6in** Close Length: **1490mm** Weight: Undecided Section: **2pcs** (Spigot Ferrule)
Action: **R** Lure: **MAX 38g** Line: **MAX PE 1.5** Price:

2017 New Model

SilverStream Flows 103 Nano

The Flows 103 is a model designed for use off the rocks and surf casting which require the power and sharpness to cut through the strong head winds. It allows anglers to easily cast and trace smaller lures which weren't possible with the stronger black-fin models, while also having the power required to swing through with heavier lures. Even with its long length, the blank made up with the new Nanoalloy technology has enabled the rod to maintain its sharpness. The unique characteristic of the Nano blank also exerts the underlying power once the rod is loaded with a lunker size fish off rough rocks and heavy seas.

Length: **10ft 3in** Close Length: **1605mm** Weight: Undecided Section: **2pcs** (Spigot Ferrule)
Action: **R** Lure: **MAX 42g** Line: **MAX PE 1.5** Price:

Tradition

SilverStream Tradition is a seabass rod with a totally different concept compared to the Flows series. Compared to the Flows series where sharpness was its core characteristic, the Tradition model is more tenacious, flexible and has body.

SilverStream Tradition 96

Tradition 96 is a model with flexibility, high elasticity and lightness blended into this single blank with added controllability to go head to head with monstrous seabass. Unlike those heavy models which simply tend to be way too stiff, this rod will create a parabolic bend curve even when smaller fish are on, yet having extreme torque once more load is on the blank. Although it has a parabolic bending ability, we have managed to maintain the Ripple Fisher spirit in the blank with sharpness when casting. This bend enables anglers to parry the sudden torquful dash from the fish, while efficiently and easily surfacing the lunker size seabass. This Tradition 96 is a rod for anglers who definitely wants to land the monstrous fish. (The blank has not been renewed from the old naming "Monster Impact Tradition 96")

Length: **9ft 6in** Close Length: **1502mm** Weight: **155g** Section: **2pcs** (Spigot Ferrule)
Action: **RS** Lure: **MAX 36g** Line: **MAX PE 1.5** Price:



Rod Detail
Guide : Flows • TORZITE Titanium frame K Guide (Fuji)
TRADITION 96 / RED EYE • SIC Titanium frame K Guide (Fuji)

RED EYE

The Red Eye series are power rods for anglers who specialize in targeting Akame (native Japanese species very similar to Barramundi and Nile Perch) and monstrous seabass. They are able to withstand a torquful fight and have the power to maneuver and control the heavy weight fish away from the structures. We have managed to fuse together the contradicting characteristics of outstanding power and lightness for controllability.

2017 New Model

SilverStream RED EYE 87 Nano

The Red Eye 87 is dedicated for anglers who target the Akame, which are a unique species that inhabit Shimanto river, and those anglers who only have their eyes set on monstrous seabass. This rod is not simply a stiff stick, but holds a sensitive tip section for anglers to not only utilize large lures but also able to cast and control smaller lures. We have renewed the blank for the 2 Red Eye series as of 2017 model and have focused our attention on this sensitivity. The full grown old targets are smart and very selective at the least, and most of the times only take 9cm minnows. The 87 is a rod that holds both the power "to go head to head with 30kg fish" and the versatility to utilize various size lures for these selective targets. In addition, the grip section of the 87 has been set short for those anglers who prefer to wade in the rivers. This rod will surely assist those lunker hunters out there with its combined assets of controllability, sensitivity and sheer power.

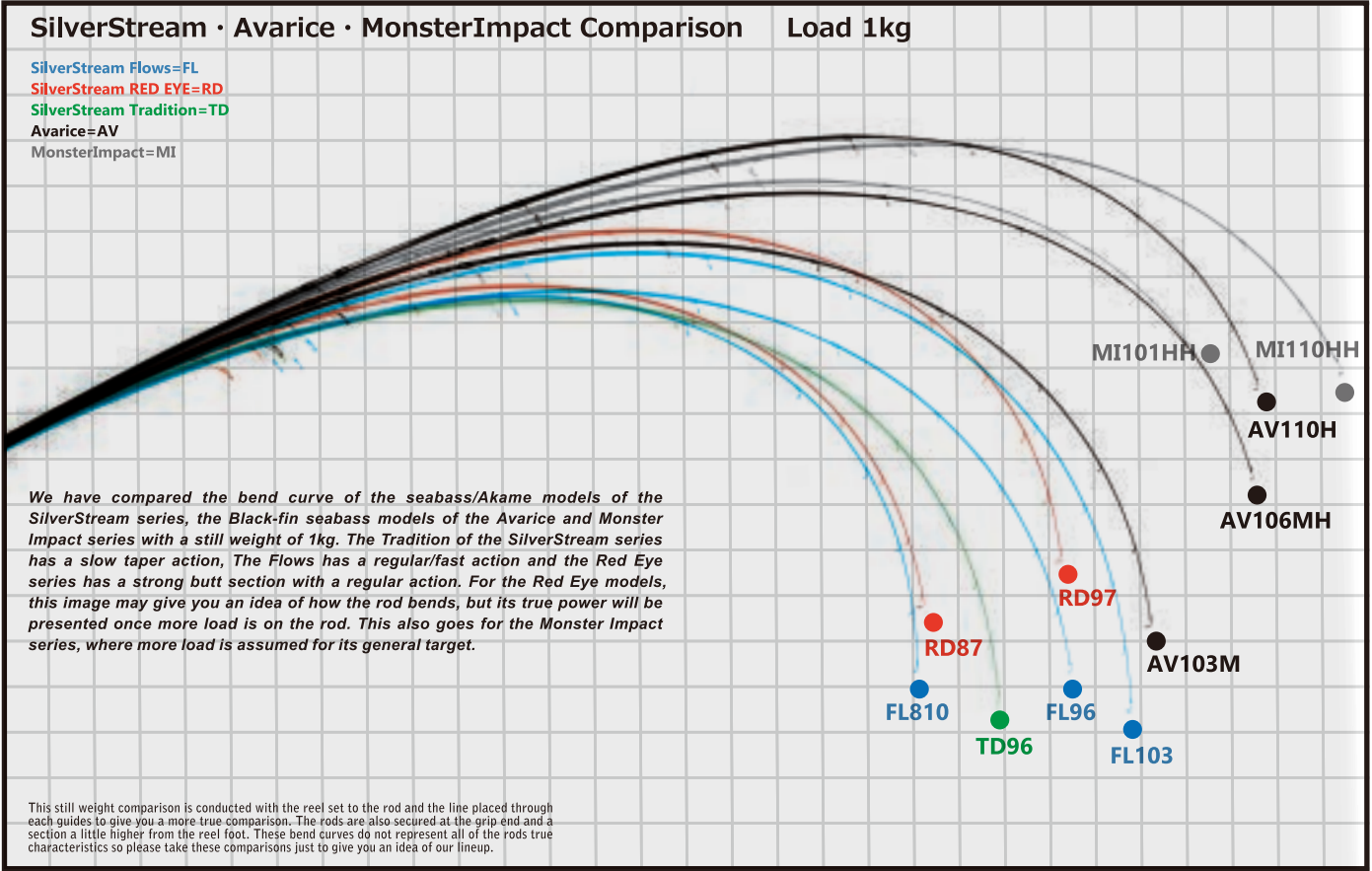
Length: **8ft 7in** Close Length: **1350mm** Weight: Undecided Section: **2pcs** (Spigot Ferrule)
Action: **R** Lure: **MAX 40g** Line: **MAX PE 2** Price:

2017 New Model

SilverStream RED EYE 97 Nano

The blank of the previous model with a 9.3ft length has been renewed and extended to 9.7ft. We have drastically improved the casting ability and given the blank more power when more load is applied. The joint section has also been renewed to a spigot joint system. The concept is the same as the 87 with the combined features of sensitivity and power but this model is more suited for a vast field. This model is not simply dedicated for the Akame but also great for ripping out those seabass off the rocks, black-fin seabass in the estuaries and general monstrous seabass that hide in the tetrapods. The response and the sensitivity to exhibit the instantaneous force has been finely tuned by employing the new Nanoalloy material in the blank. When one stands at the pinnacle of Akame fishing, this is where s/he arrives at. We are proud to produce this next generation power rod for those dedicated hardcore anglers out there!!

Length: **9ft 7in** Close Length: **1505mm** Weight: Undecided Section: **2pcs** (Spigot Ferrule)
Action: **RF** Lure: **MAX 45g** Line: **MAX PE 2.5** Price:





Avarice

Its sharp feeling and deep pocketed power
will help you conquer the rocks.

The Black-fin seabass game is conducted under harsh environmental conditions with strong head winds, heavy swells, complicated currents and uneven footing. The anglers have little advantage in these unforgiving conditions and the only way to overcome these factors are experience and the ability to analyze and make an efficient/good judgment in a given situation.

The Avarice series was especially produced to target and capture the Black-fin seabass. The lineup has been re-examined and has been cut down to 3 models. We have refined the MH class models while added the long awaited M class model.

We have added the sharpness by employing the new Nano blank while fine tuning the standard capabilities as a black-fin seabass rod.

Anglers will cut through the strong head winds and sew through the complicated currents. The highly sensitive blank will allow anglers to notice the subtle changes in current and flow to inform you of bite spots. We present you this highly capable rod fine tuned for the ultimate prediction game called the Black-fin seabass fishing.



Rod Detail Guide : SiC Titanium K guide for all model

2017 New Model

Avarice 103M Nano

The long awaited short length M class model is ready! This 103 length is light, easy to handle and is efficient when fishing from low rock formations or bolder rocks for the black-fin seabass or the normal seabass off the rocks and fishing from the surf for flounders. Although it is short in length, the blank will bend nicely to withhold the fish. This is a new generation of Black-fin seabass rod with the combined properties of long casting, butt power and the newly added element of light/easy handling.

◎Suitable Reel Size・SHIMANO: 4000・5000 / DAIWA: 3000・3500

Length: **10ft 3in** Close Length: **1600mm** Weight: Undecided Section: **2pcs** (Spigot Ferrule)
Action: **R** Lure: **MAX 40g** Line: **MAX PE 1.5** Price:

2017 Renewal

Avarice 106MH Nano

The blank of the 106MH has been renewed as of the 2017 model with the new Nanoalloy technology and changed the joint section to a spigot joint system. It possesses a stronger butt section compared to the 103M and with its refined taper design, it maintains the easy handling of the rod while improving its castability. The bigger the fish on the other end of the line, the more power it will exert, constantly applying pressure on the fish to efficiently surface it. You will be able to first handedly experience how the carbon material has evolved from this 10ft 6inch blank packed with castability, loading power and controllability of the fish.

◎Suitable Reel Size・SHIMANO: 4000・5000 / DAIWA: 3000・3500

Length: **10ft 6in** Close Length: **1640mm** Weight: Undecided Section: **2pcs** (Spigot Ferrule)
Action: **R** Lure: **MAX 50g** Line: **MAX PE 2** Price:

2017 Renewal

Avarice 110H Nano

This rod is Ripple Fishers representative black-fin seabass rod. We aimed for a more smooth bend curve by changing the joint section to a spigot joint system as of 2017. This is an almighty rod with its ideal length and power settings for use anywhere, anytime. It is capable of cutting through strong head winds, while having the ability to cast small lures to pinpoint accuracy and not to mention its overwhelming butt power. The Nano blank characteristics can be noticed in the contradicting nature of its sharpness when casting and its ability to bend nicely once it is loaded.

◎Suitable Reel Size・SHIMANO: 4000・5000 / DAIWA: 3000・3500

Length: **11ft** Close Length: **1730mm** Weight: Undecided Section: **2pcs** (Spigot Ferrule)
Action: **RF** Lure: **MAX 60g** Line: **MAX PE 2.5** Price:



MonsterImpact

If you are only after the monster fish,
then there is rod here like no other.

The Monster Impact series are the most powerful of our lineup for seabass to go head to head with those monstrous black-fin seabass. These are not rods for everyone. They have been designed and made with the premise that the angler is not in a favorable position on the rocks. In other words, unfavorable conditions are the norm and the blanks have been designed to overcome the monstrous fish under these conditions. It isn't rear for blue runners to also come about when targeting these super size black-fin. It is reassuring when using the Monster Impact for areas with both the blue runners and black-fins swimming about. Although anglers will be able to cast out your usual black-fin minnows, they also possesses an overwhelming power compared to your ordinary black-fin rods, so we only recommend these rods for those anglers who are well experience and know what they want.

For those lunker anglers who know where the black-fin bite and where the monstrous ones are hiding, these rods will surely become you next best friend.



Rod Detail Guide : SiC Titanium K guide for all model

MonsterImpact 110HH

This model has been designed with the power to overcome both the blue-runners and the black-fin seabass. It is not simply a harder and stiffer rod, but will bend tenaciously with the sudden run of the Kingfish. It is also ideal for fishing in heavy seas and strong head winds to target the monster class black-fin. Although it is a powerful rod, the tip section has been build with some flexibility for anglers to punch out those smaller lures. The belly to butt section of the rod is a HH class and has the strongest power of the lineup.

◎Suitable Reel Size・SHIMANO: 5000 / DAIWA: 3500

Length: **11ft** Close Length: **1735mm** Weight: **310g** Section: **2pcs** (Spigot Ferrule)
Action: **RF** Lure: **MAX 60g** Line: **MAX PE 3** Price:


2017 New Model

MonsterImpact 101HH Nano

Like the 110HH, this rod is also designed to target both the black-fin and blue runners but this 101HH is set more towards the blue-runners. In other words, it is for anglers who are targeting blue-runners and might want to also cast out a few small lures for the black-fin. The short length 10ft 1inch and its short grip has been set for use around flat rock formations, to increase the casting accuracy and balance. Although it is a rod for the black-fin, it can also be used for situations where the bait-fish are extremely small when targeting the blue-runners with smaller lures.

◎Suitable Reel Size・SHIMANO: 5000・6000 / DAIWA: 3500・4000

Length: **10ft 1in** Close Length: **1585mm** Weight: Undecided Section: **2pcs** (Spigot Ferrule)
Action: **RF** Lure: **MAX 60g** Line: **MAX PE 3** Price:



Rock Shore



Black fin Seabass



BlueRunner



TUNA

RunnerExceed

This rod has been packed with capabilities
to fight through harsh conditions.

Exceed = to be superior, go beyond and to excel.

We have successfully produced a rod with the contradicting traits of sharpness when casting and controlling while having the tenacity and bend when loaded. They say, "Persuasion is often more effective than force". It took us a while to produce, but we are finally happy with the product. You will surely be surprised with its lightness and controllability once you take hold of this rod. This rod will put the angler in an advantageous position at the hardest of times when land-based fishing for the blue-runners.

We have renewed the line up as of 2017 with some added models and blank renewals. The swing through after the cast has improved and will allow anglers to easily control the fish and land them. Our answer to your challenges are here.



Rod Detail

Guide: 102M • SiC Titanium frame K Guide(Fuji)
911MH/103H • Combination of Titanium K guide and Ocean guide(Fuji)
104H Plug Model/105BHH/100SXH/105BXH • SiC Ocean Guide(Fuji)

105BHH • 100SXH • 105BXH

Reel seat: DPS22LD and T-DPS22LD(Fuji)

Considering special line system, top guide size 16 has been chosen for both models. Butt section has been finished with black color simply to pursue functionality thoroughly. The front grip of 105BXH have been designed as Ritz shape to load tension with thumbing easily when angler is on fighting.



RunnerExceed 102M Nano



RunnerExceed 102M Nano

2017 New Model

RunnerExceed 102M Nano Plug Model

The long awaited lighter plugging model has been produced in the Runner Exceed lineup. With its soft tip section, anglers will be able to utilize lures ranging from 20g minnows, medium size diving pencil and even jigs weighing up to 90g when the bite range is far and deep. It is ideal for anglers targeting Kingfish and Amberjacks to 5kg and Yellow-tail Kingfish weighing up to 10kg. The Nano blank will allow for a speedy and efficient fight using the repulsive force of the rod.

◉Suitable Reel Size • SHIMANO : 5000~6000 / DAIWA : 3500~6000

Length : 10ft 2in Close Length : 1590mm Weight : Undecided Section : 2pcs (Spigot Ferrule)

Action : R Lure : Plug20~70g Line : PE 1.5~3 Price :

2017 Renewal

RunnerExceed 104H Plug Model

The old 103H plugging model blank has been refined as the 104H. We aimed for a soft tip section for anglers to easily control the plugs. In comparison to the previous 103H, we have decreased the stiffness of the belly section so anglers will be able to lift the rod higher when surfacing the fish close by. The bend curve is also a smooth transition giving anglers time to brace and prepare for a sudden run when fishing off the unsteady rocks. The butt section is overwhelmingly powerful and anglers need to be familiar with this kind of fishing in order to draw out the true power of this rod. To put it into perspective, this rod will be the PE6 model of the "Final Standup 100SXH".

◉Suitable Reel Size • SHIMANO : 8000~14000 / DAIWA : 4500~6000

Length : 10ft 4in Close Length : 1610mm Weight : Undecided Section : 2pcs (Spigot Ferrule)

Action : RF Lure : Plug40~120g Line : PE 4~6 Price :

2017 Renewal

RunnerExceed 911MH Nano

We refined the 911EMH blank and employed the new Nanoalloy material for a sharper casting feel and long castability while giving the angler better balance during the fight. It is an ideal rod for targeting 5~6kg blue-runners from the rocks with the ability to also handle the unexpected 10kg class fish. This versatile rod will allow anglers to utilize both jigs and plugs for any given situation and possesses the power to lift 3~4kg fish out of the water with the rod. With its ability to cast a mile with jigs up to 100g, the ideal length to maneuver the jig with the rod under your armpits and absolute balance and flex so the fish doesn't violently thrash about, this rod will surely be your next right arm.

◉Suitable Reel Size • SHIMANO : 5000 • 6000 / DAIWA : 3500 • 4000

Length : 9ft 11in Close Length : 1560mm Weight : Undecided Section : 2pcs (Spigot Ferrule)

Action : R Lure : MAX JIG 100g / MAX Plug 80g Line : MAX PE 4 Price :

RunnerExceed 103H

This is a power up model of the 911MH for use with both jigs and plugs targeting blue-runners around the 10kg mark. Although the cast feeling is sharp, the 103 length of the rod will load up nicely to apply pressure to the fish. For those anglers who prefer the use of plugs, the sharp casting feel will be ideal for you. Anglers will be able to utilize both poppers and pencil type lures with a more manual action.

◉Suitable Reel Size • SHIMANO : 8000~14000 / DAIWA : 4500~6000

Length : 10ft 3in Close Length : 1615mm Weight : 320g Section : 2pcs (Put Over Ferrule)

Action : R Lure : MAX JIG 130g / MAX Plug 90g Line : MAX PE 5 Price :

2017 New Model

RunnerExceed 105BHH Nano

This long awaited model has undergone grueling testing for over 2 years and it is finally ready for anglers go after the massive size (10~20kg) blue-runners (Tuna, Kingfish, Amberjacks and GT) as its main target from land base with the use of an overhead reel (bait-reel). Its casting feel is stress free and anglers will be able to achieve amazing casting distance. (During the testing period, our tester landed GTs up to 40kg from the pier) In comparison to the 105BXH, the bending point is closer towards the butt, allowing a more stable fight in uneven footing off the rocks, giving that much needed advantage to the angler. With the use of the Nano material, the response is great with the rod transmitting vital information through the rod. The guides have also been set ideally for smooth extraction of large line systems using SS assist lines. The forward grip has also been shaped especially for anglers to utilize the unique hand-drag system for overhead reels.

◉Suitable Reel Size • DAIWA : 30 • 60 / AVET : MCLX6

Length : 10ft 5in Close Length : 1630mm Weight : Undecided Section : 2pcs (Spigot Ferrule)

Action : RF Lure : MAX160g Line : MAX PE 8 Price :

FINAL STAND UP

For anglers who like the challenge of fishing from rocks or piers, this is the perfect rod when going after monsters such as GT, Dogtooth tuna, Amberjacks, Kingfish etc. Proper balance is essential and fishes often take advantage to bust your line should you fail to maintain tension on the line. This rod is good qualities of balance, bending and taper to maintain the lifting position. Both models of spinning and overhead are breakthroughs in blank design with superior characteristics.



RunnerExceed 100SXH FINAL STAND UP

We created this rod for beginners but is will also satisfy the experts due to its ability of casting large lures ranging from 80gm – 150gm. With careful guide settings, it can handle long leaders. A carefully placed grip ensures a nice bend when loaded.

◉Suitable Reel Size • SHIMANO : 14000~20000 / DAIWA : 6000~6500

Length : 10ft Close Length : 1570mm Weight : 425g Section : 2pcs (Spigot Ferrule)

Action : R Lure : MAX 160g Line : MAX PE 10 Price :

RunnerExceed 105BXH FINAL STAND UP

This is a baitcasting rod created especially for the hardcore anglers who have mastered the art of casting and fighting at the highest level. This rod consistently delivers accurate and stress free casting, handling an array of lures from pencil type to poppers and fighting fishes over 40kg and yet having enough power in its blank for more.

◉Suitable Reel Size • DAIWA : 30 • 50 / AVET : MCLX6

Length : 10ft 5in Close Length : 1626mm Weight : 410g Section : 2pcs (Spigot Ferrule)

Action : RF Lure : MAX 180g Line : MAX PE 10 Price :

To our dear customers,

Big game fishing from shores is a high risk activity. Avoid fishing alone and always adopt a safety first attitude. The fish that you hook up may be beyond your capabilities. As the fish is literally fighting for its life, bear in mind accidents can happened and always use the best fishing equipment and never overestimate you own strength and abilities.



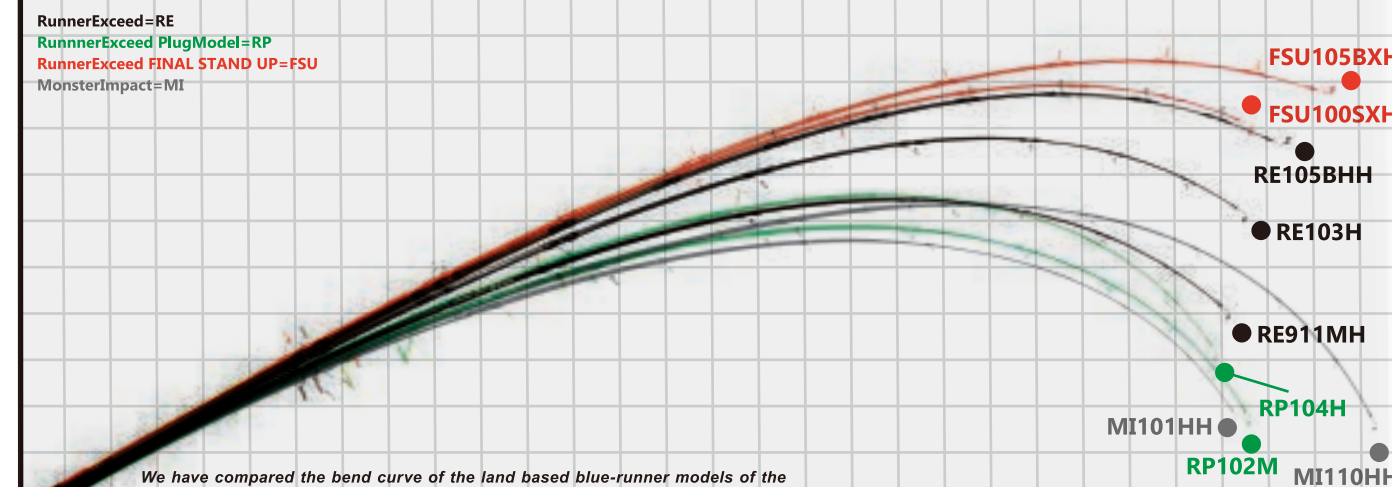
RunnerExceed 100SXH FINAL STAND UP



RunnerExceed 105BHH Nano

RunnerExceed • MonsterImpact Comparison Load 1kg

RunnerExceed=RE
RunnerExceed PlugModel=RP
RunnerExceed FINAL STAND UP=FSU
MonsterImpact=MI



We have compared the bend curve of the land based blue-runner models of the Runner Exceed series with a still weight of 1kg. For reference, we have also compared the two models of the Monster Impact which are designed for both the Black-fin seabass and blue-runners.

The strength of the butt power goes from Monster Impact → Runner Exceed plugging model → Runner Exceed → Final Standup as the strongest.

The power class for both the 104H and 103H are very similar but the main difference between the two are the controllability of the lures. The 104H plug model has a more flexible tip section for a more automatic feel when using diving pencil type lures, whereas the 103H is stiffer throughout the rod requiring a more manual maneuvering technique from the angler side.

The 105BHH is generally in the Final Standard lineage but since its main targets are large Kingfish and Amberjacks, we have classified this rod under the Runner Exceed series.

This still weight comparison is conducted with the reel set to the rod and the line placed through each guides to give you a more true comparison. The rods are also secured at the grip end and a section a little higher from the reel foot. These bend curves do not represent all of the rods true characteristics so please take these comparisons just to give you an idea of our lineup.



RealCrescent

Highly operability and sensitivity light gaming rod, a series extremely main for experts.

The recent surge of popularity in the fishing scene of rock fish and Japanese horse mackerel, has made it one of the main categories in salt water fishing. Various brands of rods have catered for these light tackle game. We at Ripple Fisher, have created a new concept dedicated to this segment. We have refined the blanks to detect even the smallest bite with a rapid hookup of these wary fish. Direct feel gives the angler fast responses with good control of lures. Like a craftsman hammering and sharpening a Japanese sword, we present our 'Real Crescent' series for the new light tackle game.



Rod Detail
Guide : TORZITE Titanium frame K Guide (Fuji) for all models

TORZITE
Fuji

RealCrescent 65JH Sensitive

In contrast to the standard models which are designed with a solid feel, the 65JH has greater sensitivity and a specialized model for finesse game using jig head rigs. In order to increase the casting ability of light jigs, we have designed the tip to be flexible. Paired with Torzite ring guides, the angler can detect the slightest of bites from the Aji and Mebaru, thanks to its super sensitive blank. We present this rod for those in pursuit of the ultimate finesse game.

◎Suitable Reel Size・SHIMANO : 1000~2000 / DAIWA : 1000~2000

Length : 6ft 5in Close Length : 1008mm Weight : 63g Section : 2pcs (Put over Ferrule)
Action : F Lure : 0.3~5g Line : PE 0.2~0.5 / N・F 2~4lb Price :

RealCrescent 611JH Sensitive

Just like the 65 model with its Torzite ring guides, sensitivity and casting ability, we have stepped up its power from the belly to butt section for occasions where a monstrous fish hits. With a stronger section when loaded, anglers would enjoy using it fishing in ports, rock walls and rocky surf areas with a single jig head set-up.

◎Suitable reel size・SHIMANO : 1000~2000 / DAIWA : 1000~2000

Length : 6ft 11in Close Length : 1083mm Weight : 69g Section : 2pcs (Put over Ferrule)
Action : F Lure : 0.3~7g Line : PE 0.2~0.5 / N・F 2~4lb Price :



RealCrescent 71 Short Range

This rod is more suited for situations where short technical cast are required using light jig heads. With a stronger belly to butt section, hookups are effortless and ideal when fishing at ports and piers. With its light weight, a one handed cast is possible.

◎Suitable reel size・SHIMANO : 1000~2000 / DAIWA : 1000~2000

Length : 7ft 1in Close Length : 1112mm Weight : 70g Section : 2pcs (Put over Ferrule)
Action : RF Lure : 0.5~8g Line : PE 0.2~0.6 / N・F 2~4lb Price :

RealCrescent 76 Wide Range

For an all-rounder model, this is the rod to consider. Jig heads, small plugs, small metal jigs and heavy assist rigs are all suitable. With its sharp casting, the feeling of rods weight, the power of the rod will seems contradicting!!

◎Suitable reel size・SHIMANO : 2000~2500 / DAIWA : 2000~2500

Length : 7ft 6in Close Length : 1175mm Weight : 74g Section : 2pcs (Put over Ferrule) Action : RF
Lure : 0.8~10g Line : PE 0.3~0.6 / N・F 2~6lb Price :

RealCrescent 81 Long Range

When anglers need to cast their heavier weight rigs deeper and farther to target large rockfish and horse mackerel, this is the rod they look for. It has tremendous casting ability yet sensitive enough to detect changes in current and strong enough to handle a hookup near structures.

◎Suitable reel size・SHIMANO : 2000~2500 / DAIWA : 2000~2500

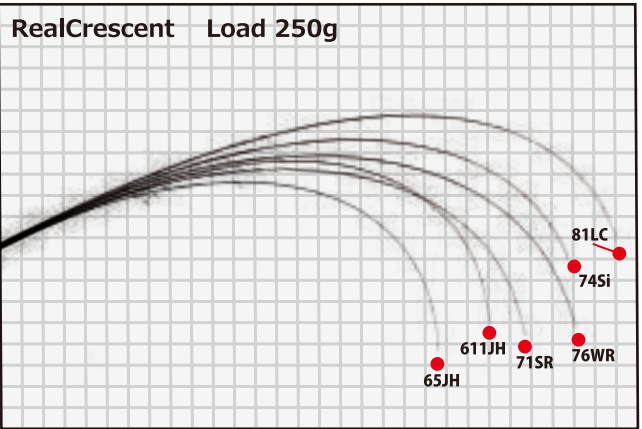
Length : 8ft 1in Close Length : 1261mm Weight : 85g Section : 2pcs (Put over Ferrule)
Action : RF Lure : 1.5~14g Line : PE 0.4~0.8 / N・F 3~8lb Price :

RealCrescent 74 Serious

This rod targets huge rockfish and mackerels hiding among rapid currents below 10m. Torzite ring guides are used to enhance casting and detecting small bites. The rod also offers good control of fish during fights.

◎Suitable reel size・SHIMANO : 2000~2500 / DAIWA : 2000~2500

Length : 7ft 4in Close Length : 1151mm Weight : 76g Section : 2pcs (Put over Ferrule)
Action : F Lure : 1.5~15g Line : PE 0.3~0.8 Price :



This still weight comparison is conducted with the reel set to the rod and the line placed through each guides to give you a more true comparison. The rods are also secured at the grip end and a section a little higher from the reel foot. These bend curves do not represent all of the rods true characteristics so please take these comparisons just to give you an idea of our lineup.

BrownTrust

Advanced tough blank, specialized to aim for large trout.

The BrownTrust was developed to target the Japanese Huchen and White spotted Char (both a type of trout) in northern Japan. The trout game in the northern area of Japan is in some of the harshest conditions. One must hike 16~20kg in a days fishing, walking upstream through the dense forest and thick snow. Furthermore, the fight against the large Japanese Huchen in the structure filled stream is in another category compared to your ordinary trout game. In order to give advantage to the anglers in these harsh conditions, we have finally created the ultimate blank for the BrownTrust through years of field test and research and development. The BrownTrust is not a rod for your average angler to simply enjoy fishing. Only those explorers who dream of the trophy under these harsh, challenging environmental conditions will understand the true value of this rod.



BrownTrust 72

The high elasticity blank in the BrownTrust72 did not simply create rod power but has allowed anglers to accurately cast out large lures and spoons with a short stroke required when surrounded by thick vegetation. It is also equipped with the ability for anglers to manually maneuver the lure with its highly sensitive blank. The absolute power of the rod is particularly notable as angles will be able to capture the direction and movement of the fish and overcome its pulling strength when fighting against large fish.

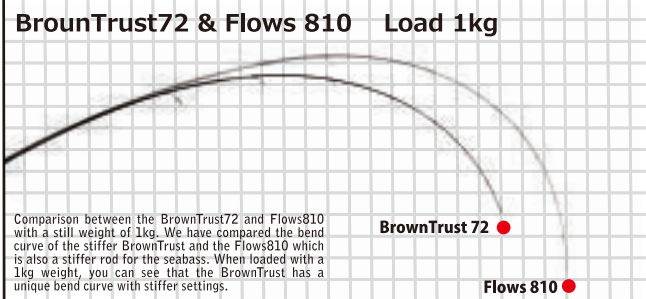
With the developmental concept being so particular (capturing monstrous trout in this unique field conditions), anglers will not be able to enjoy the fight of a small 45 cm trout as the rods true essence can only be experienced with fish over 60 cm. With the minimum short length and light weight settings packed into this powerful blank, the true value of the BrownTrust72 will only be felt for those anglers who go through the strenuous hike and hook up that monstrous trout we all dream about.

◎Suitable reel size・SHIMANO : 3000 / DAIWA : 2500

Length : 7ft 2in Close Length : 1837mm Weight : 150g Section : 2pcs (Grip-Joint)
Action : RF Lure : ComfortWeight 18g Line : PE 1~1.5 Price :



Rod Detail
When taking into consideration the harsh environment and field conditions, we have loaded the rod with SiC titanium frame K guides instead of the Torzite. We have employed our original wooden spacer for the reel seat. We have made it as simple as possible. The guide thread and blank is also black.
※The BrownTrust comes with an original rod bag. When storing it away, please lay the bag on a flat surface and then slide the rod into the bag to avoid any possible breakage of the tip section. The rod is build up of high elasticity carbon and is fragile when pressure is applied to a single section.



Comparison between the BrownTrust72 and Flows810 with a still weight of 1kg. We have compared the bend curve of the stiffer BrownTrust and the Flows810 which is also a stiffer rod for the seabass. When loaded with a 1kg weight, you can see that the BrownTrust has a unique bend curve with stiffer settings.



off shore category

Aquila

BIG TUNA

Ultimo

OceanRidge

Ocean Arrow

SELFISH



Aquila

The rod is a fusion of smooth fighting ability with the ultimate controllability for top water lures.

The Aquila series are the rods to support your boat casting game for Bonito's, Dorado's to various blue runner species, in addition to the large Kingfish, Yellow-tail Tuna's and Blue-fin Tuna's. The possibilities of the boat game are forever increasing in diversity, allowing anglers to lure out targets to the surface previously never attempted. With the evolving lures/lines on the market and the increasing size of the targets becoming more and more selective, the expectations towards the ability of the rods are also advancing. The blanks of the Aquila series have been developed with the combining capabilities of lightness, castability and outstanding butt power. Without total balance of your tackle, we believe that it will not be possible to capitalize on the very rare chance of a big hit presented to you in the boat game. In 2017, we have added 2 specialized models to target Kingfish exceeding 20kg, the 85H+Monster and 711HH+Monster. Furthermore, we have also categorized and renewed the labeling of the power class of the line-up for easier distinctions between the various models. The four types include the "Basic", "Sensitive", "Extreme" and "Monster".



Rod Detail
Guide : 74M • 81M : SiC Titanium frame K Guide(Fuji)
74MH • 78MH • 81H • 82H • 85H • 87MH : SiC Titanium frame K Guide & Ocean Guide(Fuji)
85H+ • 711HH+ : SiC Ocean Guide(Fuji)
Grip : Ritz shape which is good for short battle was loaded all models but 87MH. 87MH was loaded tapered type. Grip for GT rod was loaded to 85H+ and 711HH+ to hold tighter than others

Aquila Basic type

The 3 Basic type models are versatile for any given situation and is an almighty model. The line-up is catered for your basic boat game and is set to target a wide variety of species.

Aquila 74M

This model is for anglers who prefer using light tackle on Yellowtail or Kingfish. With a shorter length, an underarm cast is possible while it efficiently works the lure for that special moment. (Previous name:743)
☉Suitable reel size・SHIMANO:4000~6000 / DAIWA:3500・4000

Length:7ft 4in Close Length:1692mm Weight:200g Section:2pcs (Grip-Joint)
Action: F Lure: ComfortWeight 30~40g Line: MAX PE 3 Price:

Aquila 81M

This is the long length model of the Aquila 74M which was designed for casting. It is not only great for large Dorado's and bonito's, but it is also ideal for light tackle Kingfish or yellowtail casting game. During the testing, it landed an 80kg bluefin tuna under 50 minutes, proving its true potential, even though it is a light game rod. (Previous name:813)
☉Suitable reel size・SHIMANO:4000~8000 / DAIWA:3500~4500

Length:8ft 1in Close Length:1921mm Weight:225g Section:2pcs (Grip-Joint)
Action: F Lure: ComfortWeight 40~60g Line: MAX PE 3 Price:

Aquila 87MH

In the heated tuna game where countless boats are chasing the same pack, this rod was designed to enable anglers to cast super small ~ medium size lures a great distance. It is a model between the Aquila 81M and 82H. The lightness and sharpness is somewhat similar to the Aquila 813. The grip has been extended to handle the long and grueling fight against the Tuna. (Suggested target size : ~50kg) (Previous name:874)
☉Suitable reel size・SHIMANO:8000~14000 / DAIWA:4500~5500

Length:8ft 7in Close Length:1905mm Weight:345g Section:2pcs (Grip-Joint)
Action: F Lure: ComfortWeight 20~60g Line: MAX PE 4 Price:

Aquila Sensitive type

The 2 models of the Sensitive type are designed for anglers to utilize the under-casting technique ideal for use on crowded charter boats. Anglers will be able to cast great distances with little effort and conduct a speedy fight. It goes without saying that anglers are also able to utilize the usual overhand casting technique.

Aquila 74MH Nano Sensitive

This rod is ideal for targeting Kingfish off charter boats which require anglers to under-cast their lures. It is also suited for your usual overhead casting techniques in smaller boats. Although the tip section is slightly more flexible than the original model, the blank has a more powerful and speedy lift power allowing anglers to maintain the initiative. With the new guide settings, we have managed to reduce any line trouble and increased the casting distance when under-casting. (Previous name:745)
☉Suitable reel size・SHIMANO:8000~14000 / DAIWA:4500~5500

Length:7ft 4in Close Length:1645mm Weight:300g Section:2pcs (Grip-Joint) Action: F
Lure: ComfortWeight 40~100g Line: MAX PE 5 Price:

Aquila 82H Sensitive

This is another model designed with space constraint in mind. The tip section differs from the rest of the Aquila series, it has a fine tip section and good flexing power enabling an underarm cast. With minimal 'kick back', your lure will be catapulted further with little effort. Handling of the rod feels natural and effortless. The fine tip section also presents more controllability. Using short jerking motion will impart a more natural action. It has all the hallmarks of the Aquila series renowned for its casting qualities while possessing a lighter tip section. The butt section is strong enough to withstand a 10kg fish in shallow waters. (Previous name:825)
☉Suitable reel size・SHIMANO:8000~14000 / DAIWA:5000・6000

Length:8ft 2in Close Length:1864mm Weight:329g Section:2pcs (Grip-Joint)
Action: F Lure: ComfortWeight 40~100g Line: MAX PE 6 Price:

Aquila Series for Boat Casting Characteristic Table			
Basic Type Bonito・Drado・BlueRunner・Tuna		Sensitive Type Cast compactly	
74M	81M	74MH	82H
87MH		Under Hand Casting in constraint space	Under & Side Hand Casting on bow and stern
Monster Type King Fish (over 20kg)		Extreme Type Specialized Model for King Fish and Tuna	
85H+	711HH+	78MH	85H 81H
For Long Casting		For Large Plugs	

Aquila Monster type

As you can guess from the naming, the Monster type is especially designed to target monster Kingfish exceeding 20kg. The unique taper settings will enable all anglers to bring forth the rods true power and allow for fighting with the target with a very heavy load. The lightness of the rod will also allow anglers to cast and lure out the target all day with ease.

2017 New Model Aquila 85H+ Monster

The Aquila-Monster type is especially designed with the concentrated ability to go head to head with large monstrous Kingfish. However, it is not simply a rod with great power, but also has the lightness and great balance for anglers to cast all day to lure out the targets and ability to respond to sudden runs vertically and horizontally. We were also insistent on where the pivotal point of the bend curve is positioned when the rod is loaded. Anglers will be able to maintain their balance while fighting on the bow of the boat as the load is set closer to the body of the angler. The 85H + is designed for use with 40 ~ 120g lures, casting long distances from the bow of medium to large size charter boats.
☉Suitable reel size・SHIMANO:14000~18000/ DAIWA:5500~6500

Length:8ft 5in Close Length:1925mm Weight:Undecided Section:2pcs (Grip-Joint) Action: RS
Lure: ComfortWeight 40~120g Line: MAX PE 7 Price:

2017 New Model Aquila 711HH+ Monster

Like the 85H+ Monster, the 711HH+ Monster is also designed to target large size Kingfish. It is a model especially designed for those situations where your target is feeding on large bait-fish like small dorado's, flying-fish etc and need to cast large/heavy lures around 150g. As you are able to cast from around 80g, it is also ideal for medium to small boats or anglers who prefer to challenge them selves with a heavier drag near shallow waters with heavy snags. Similar to the 85H+, the smooth bend curve will transfer the load closer to your body for a more stable fight position.
☉Suitable reel size・SHIMANO:14000~18000/ DAIWA:5500~6500

Length:7ft 11in Close Length:1755mm Weight:Undecided Section:2pcs (Grip-Joint) Action: R
Lure: ComfortWeight 80~180g Line: MAX PE 8 Price:



Aquila Extreme type

The 3 models of the Extreme type are catered for seas which stock large targets like the Kingfish and Tuna. They are the true back bone of the Aquila series with the combined ability to cater for the anglers casting, control and fight. They are the ultimate models to conquer the extreme challenge presented to you.

Aquila 78MH Nano Extreme

The "Aquila 78MH Nano" has the sharpest blank settings of the series. It is ideal for anglers who like a more manual control of their lure. With the same concept as the original model, it has the sharpest casting feel and lure operability while enhancing the response and lifting speed. When the anglers are able to utilize this rod to its true potential, it will be your next best friend. Also casting distance due to the guide settings is noteworthy, rivaling those of an 8ft class rod. It is an ideal rod for your local to exotic fishing destinations targeting Yellow-tail, Kingfish and Tuna weighing up to 50kg. (Previous name:785)
☉Suitable reel size・SHIMANO:8000~14000 / DAIWA:5000・5500

Length:7ft 8in Close Length:1715mm Weight:300g Section:2pcs (Grip-Joint)
Action: RF Lure: ComfortWeight 60~120g Line: MAX PE 5 Price:

2017 Renewal Aquila 85H Nano Extreme

Tuna/Kingfish rod using extra small lures. We have made the tip section of the "Aquila 815 Nano" slightly more flexible and the load of the fish closer towards the angler. This has reduced the strain on the angler for long grueling fights against Tuna while allowing anglers to utilize a wider array of lures. You will even be able to utilize 30~40g lures and rocket them out to feeding frenzies. The blanks of 85H that will be shipped after spring 2017 has been made an adjustment to be added more flexibility on tip section and more tenacity power on butt section without loosing sharpness and toughness. (Previous name:856)
☉Suitable reel size・SHIMANO:8000~18000 / DAIWA:5000~6000

Length:8ft 5in Close Length:1895mm Weight:Undecided Section:2pcs (Grip-Joint)
Action: F Lure: ComfortWeight 40~110g Line: MAX PE 6 Price:

Aquila 81H Nano Extreme

Although it has a sharp casting feel, once the fish is on, you will notice its tenacious characteristics. Anglers will be able to experience what the "Nano" is through this model. "Nano" material will support a sudden dive of the fish and creating amazing lifting power. If you need 1 rod to target large Kingfish using lures weighing above 60g, then this is the one. It is also a great light tackle rod for your GT game. (Previous name:815)
☉Suitable reel size・SHIMANO:8000~14000 / DAIWA:5000・5500

Length:8ft 1in Close Length:1824mm Weight:313g Section:2pcs (Grip-Joint)
Action: RF Lure: ComfortWeight 60~120g Line: MAX PE 6 Price:

TUNA
Fishing



OceanRidge BIG TUNA

To achieve ultimate results
from a fierce struggle with massive tuna.

Japan has many areas where the locals can enjoy big game fishing targeting GTs over 50kg or Bluefin tuna above 100kg. What are the requirements for such a rod? Casting ability? Power? Strength?.....while all these are important factors, we believe that a true big game rod is when the average angler is able to handle it. Taking the limits of a human body into account, a fine balance is needed as such with years of experience in this field, we at Ripple Fisher develop rods such to assist the anglers to conserve their energy particularly when the fish is fighting aggressively. The 'Ocean Ridge' series is your faithful partner when faced with this once in a life time opportunity.



Rod Detail
Guide : Ocean Guide except 85F which have been loaded T-MNST12・T-KWSG・E-MNSG, that combination of titanium and stainless steel.
Grip : Tapered shape which is good for long battle.
The top of the grip have been coated to be prevented turning EVA up because of long battle. You will be able to choice BRC22.0R(made of rubber) or gimbal(made of aluminum) when you order.(BRC22.0R is standard specification for 85F)



The length of rear grips of BIG TUNA series are longer than others to be held on lower position. To reduce the physical burden of anglers from long period of fight, we recommend you to choose gimbal belt which can be equiped on lower position.

OceanRidge BIG TUNA 85F JAPAN Special

Similar to the "BIGTUNA87 JAPAN special", this 85F will allow anglers to cast out small lures with great distance with the use of lines between PE3~6 and lures ranging from 18g ~ 120g. It is a tenacious and bendy rod so it is less likely for anglers to break the rod when high sticking. Use of general light tuna rods result in a long and grueling fight as angles are worried about rod breakage or line breakages, however, this 85F is not a light tackle rod. It is a new generation of tuna rods which exceed the line and knot breakage specifications. Although it possesses the power to overcome Tuna exceeding 50kg, this tolerant rod will also be ideal for casting for targets such as Yellow-tails and Kingfish in your local waters.

◎Suitable reel size・SHIMANO: 8000~14000 / DAIWA: 4500~6000

Length: **8ft 5in** Close Length: **1880mm** Weight: **342g** Section: **2pcs** (Grip-Joint)
Action: **R** Lure: **18~120g** Line: **PE 3~6** Price:

OceanRidge BIG TUNA 87 JAPAN Special

When targeting a selective fish like the Blue Fin Tuna, a rod must be able to handle various lures ranging from 30gm to 120gm. Furthermore with a monster class fish weighing over 100kg, a line rating of PE#12 is required. This posed contradictory requirements for rod builders like us. If we seek for casting distant, the rod power is sacrificed and if power is increased, lighter lures are unusable.

So in order to meet both these requirements of power vs light lures on PE#12 line, we conducted extensive testing for the placement of the guides to overcome this challenge.

◎Suitable reel size・SHIMANO: 14000~20000 / DAIWA: 6000~6500

Length: **8ft 7in** Close Length: **1905mm** Weight: **445g** Section: **2pcs** (Grip-Joint)
Action: **R** Lure: **30~140g** Line: **PE 6~12** Price:

OceanRidge BIG TUNA 85 JAPAN Special

Compared to the BIG TUNA 87, it has a sharper casting feel to it. The lifting power has also increased 10~20% compared to the TUNA 87 (has similar power as the TUNA710). It is a well balanced power model perfect for targeting Tuna exceeding the 50kg mark with the use of 40g~100g lures.

◎Suitable reel size・SHIMANO: 14000~20000 / DAIWA: 6000~6500

Length: **8ft 5in** Close Length: **1850mm** Weight: **440g** Section: **2pcs** (Grip-Joint)
Action: **RF** Lure: **40~160g** Line: **PE 6~12** Price:

OceanRidge BIG TUNA 710 JAPAN Special


In contrast to the 87, this rod is sharp when casting while possessing the tenacity and added lifting power. For the BIG TUNA series, the lift power increases in the order from 85F→87→85→710→73→77. This 710 was built for anglers to devote their strength to aggressively fight the fish instead of supporting the angler for long drawn out fights. Although it is possible for anglers to high stick this rod to conserve energy, the lifting power will allow anglers to take initiative of the fight before it ends up becoming a long drawn-out battle. You could say that this rod will only show its true evolutionary characteristics to experienced anglers.

◎Suitable reel size・SHIMANO: 14000~20000 / DAIWA: 6000~6500

Length: **7ft 10in** Close Length: **1672mm** Weight: **435g** Section: **2pcs** (Grip-Joint)
Action: **RF** Lure: **40~160g** Line: **PE 6~12** Price:



Aquila & BIG TUNA Comparison Table



OceanRidge BIG TUNA 77 INTERNATIONAL

This is a rod with its sights on fish exceeding the 100kg mark. It possesses 30% more power compared to the 710 and will help anglers surface the fish more efficiently. We would like anglers to challenge the monstrous tuna that easily exceed 100kg. The bigger the fish and higher the drag, will this rod exhibit its true potential.

◎Suitable reel size・SHIMANO: 18000~30000 / DAIWA: 6500~8000

Length: **7ft 7in** Close Length: **1600mm** Weight: **463g** Section: **2pcs** (Grip-Joint)
Action: **F** Lure: **80~180g** Line: **PE 8~12** Price:

2017 New Model

OceanRidge BIG TUNA 73 JAPAN Special


This is a power rod for anglers to go after blue-fin Tuna tipping the 200kg scale at super high drag settings based on the presumption for a long drawn out fight. The bending point of the rod is set closer towards the angler for her/him to be able to withstand the high 15kg+ drag settings for long durations. Its strengths are when utilizing large lures for situations where the targets are feeding on Dorado's as its bait, however it is also capable of use with smaller sinking pencils weighing only 60g with the tip section being set lightly.

◎Suitable reel size・SHIMANO: 18000~30000 / DAIWA: 6500~8000

Length: **7ft 3in** Close Length: **1515mm** Weight: **Undecided** Section: **2pcs** (Grip-Joint)
Action: **RF** Lure: **60~180g** Line: **PE 8~12** Price:

※The large spool reel(S:30000/D:8000) may not show sufficient cast ability performance.

BIG TUNA・Aquila Comparison Load 3kg



Comparison between the BIG TUNA and Aquila with a still weight of 3kg. We have compared the bend curve of the BIG TUNA and Aquila series with the still weight of 3kg. Each type is displayed with different colors. Please use this as a reference of how the rod may bend as the real power of the BIG TUNA will not be expressed with a weight of only 3kg.

The BIG TUNA 710 and 73 may seem similar when looking at the bend curve, however the butt strength and power is stronger in the 73.

The Aquila 85H+ and the 711HH+ are both designed for large Kingfish and the power difference is not too much, however the controllability of the lure is different. For use with big lures when the bait-fish are larger, it would be best to choose the 711HH+.

Please use this information as a reference to choose which rod will suit your needs with your field, boat size, fight style, season and type/size of lure used.

This still weight comparison is conducted with the reel set to the rod and the line placed through each guides to give you a more true comparison. The rods are also secured at the grip end and a section a little higher from the reel foot. These bend curves do not represent all of the rods true characteristics so please take these comparisons just to give you an idea of our lineup.



Ultimo

We are forever evolving.
To capture the “current” GT with Ripple Fisher.

The Ultimo Series are the core of Ripple Fisher's GT rods. The series are able to handle a variety of lures from pencil type to popping type lures while having a light, yet very responsive blank for anglers to cast throughout the day. Although the rod may seem simple with its easy castability and controllability, the butt power is outstanding and we have set an ideal loading point for anglers to be able to maintain their balance with a heavy load. In addition, we re-examined our lineup and made some adjustments to the labeling of the power class, blank adjustment and added a few new models. These adjustments are not to renounce the previous models or settings but to keep up with the ever changing and evolving GT fishing scene, not only as a single model but as a series. The Ultimo series are a fusion of modern GT fishing combined with Ripple Fisher's long experience in rod building.



2017 Renewal

Ultimo 711ML

This is a lighter model ideal for anglers with a smaller build and female anglers who have never experienced our Ultimo series. It is also ideal for anglers targeting large Kingfish and Tuna's up to 50kg with the use of lures around 100g. The blanks for the 2017 model have been renewed by improving the sharpness, lightness and overall controllability of the rod. Anglers will be able to cast throughout the day stress free and apply high pressure on the fish with little effort during the fight.

◎Suitable reel size・SHIMANO:10000~14000 / DAIWA:5000~5500

Length: **7ft 11in** Close Length: **1780mm** Weight: **Undecided** Section: **2pcs** (Grip-Joint)
Action: **RF** Lure: **MAX 150g** Line: **MAX PE 6** Angler's Weight: **50kg~** Price:

Ultimo 83ML

This rod is ideal for targeting not only GTs, but also monstrous Kingfish and Tuna up to 50kg from the bow of medium to large size charter boats. It is a well balanced rod with great casting distance, controllability and lightness. Even beginners and less masculine anglers will be able to cast a mile with lures exceeding 150g by loading up the rod and using its repulsive force. The unique characteristics of the ML class rods use the bend of the whole rod when casting and fighting of the fish. Therefore, it is not suited for the application of the new Nanoalloy technology. Furthermore, the 83ML is the most flexible rod in the Ultimo series and can be classed as a rod between the BIG TUNA series and the Ultimo. Anglers will require the least amount of strength when fighting the fish, as the rod exceeds its line class potential.

◎Suitable reel size・SHIMANO:10000~14000 / DAIWA:5000~5500

Length: **8ft 3in** Close Length: **1815mm** Weight: **365g** Section: **2pcs** (Grip-Joint)
Action: **RF** Lure: **MAX 150g** Line: **MAX PE 6** Angler's Weight: **55kg~** Price:

2017 New Model

Ultimo 79M Nano

The 79M Nano is a powerful and maneuverable short length rod which is a newly added model for the 2017 season. With its short length, it is ideal for anglers who prefer to fish from the stern or middle section of small, medium and large charter boats using the bend of the blank to your advantage. It's a perfect rod for experienced smaller built or female anglers. Although the butt section is a M class rod, the tip section is stiffer allowing anglers to have better command of their casting and control of their lures.

◎Suitable reel size・SHIMANO:10000~14000 / DAIWA:5000~5500

Length: **7ft 9in** Close Length: **1740mm** Weight: **Undecided** Section: **2pcs** (Grip-Joint)
Action: **RF** Lure: **MAX 160g** Line: **MAX PE 7** Angler's Weight: **55kg~** Price:

NANOALLOY® technology of TORAY was loaded to blank of rod that "NANO" is on following the model name.
※NANOALLOY® is a registered trademark of TORAY

Ultimo 83M Nano

This rod is ideal for targeting not only GTs, but also monstrous Kingfish and Tuna up to 50kg from the bow of medium to large size charter boats. It is a well balanced rod with great casting distance, controllability and lightness. Even beginners and less masculine anglers will be able to cast a mile with lures exceeding 150g by loading up the rod and using its repulsive force. The unique characteristics of the ML class rods use the bend of the whole rod when casting and fighting of the fish. Therefore, it is not suited for the application of the new Nanoalloy technology. Furthermore, the 83ML is the most flexible rod in the Ultimo series and can be classed as a rod between the BIG TUNA series and the Ultimo. Anglers will require the least amount of strength when fighting the fish, as the rod exceeds its line class potential.

◎Suitable reel size・SHIMANO:10000~18000 / DAIWA:5000~6500

Length: **8ft 3in** Close Length: **1835mm** Weight: **362g** Section: **2pcs** (Grip-Joint)
Action: **RF** Lure: **MAX 160g** Line: **MAX PE 7** Angler's Weight: **60kg~** Price:

2017 New Model

Ultimo 80MH Nano

This newly added 80MH is an almighty model with a combination of long length and power. It is a versatile rod able to utilize in any given boat or field with the use of pencil type lures to medium mouth poppers. However, with the somewhat stronger rod settings, the angler needs to be well built or strong. With strength and experience, this rod will respond to the anglers powerful lifting and fight giving you that advantage required for monstrous fish. It is a best matched rod for the GT game which require long casting in shallow waters where anglers are required to take initiative.

◎Suitable reel size・SHIMANO:10000~18000 / DAIWA:5500~6500

Length: **8ft** Close Length: **1740mm** Weight: **Undecided** Section: **2pcs** (Grip-Joint)
Action: **RF** Lure: **MAX 170g** Line: **MAX PE 8** Angler's Weight: **60kg~** Price:



OceanVoyager GTXpedition

Its cast feel, controllability and power will forever change the notion of a 3 piece rod.

2017 Renewal

OceanVoyager GTXpedition 803M

Target /GT・King Fish・Tuna up to 50kg

The OceanVoyager GTXpedition designed as a 3 piece rod for easy traveling for exotic fishing expeditions has been renewed as of 2017. The new blank is more versatile allowing anglers to utilize various types of lures. The power class has been reduced to an M class from MH for easier handling by average built anglers and to enjoy targeting a more diversified array of species. It is a versatile rod which allows anglers to utilize various types of lures while possessing enough power to surface massive fish. We focused our attention on the development of its smooth bending transition during the cast, control and fighting of the fish. We are proud to announce that this 3 piece structure blank favorably compares with the other GT rods in our lineup.



Rod Detail
Guide : SiC Titanium frame K Guide(Fuji) for all models
Reel Seat : DPS 20 LD UP LOCK
Grip : Original shape for short fight which is considered by Ripple Fisher for long time

Ultimo 82H Nano

The original 82MH Nano has changed its power class naming to 82H Nano. This model is a power up version of the 83M which is able to cast even further with the right technique and swing through. In addition, the sharper rod will allow anglers to cut through strong head winds when casting and utilize body weight transfer to lift the fish during the fight. This rod will become your next best friend for those anglers who prefer or require a speedy/powerful fight in rough underwater terrain.

◎Suitable reel size・SHIMANO:10000~18000 / DAIWA:5500~6500

Length: **8ft 2in** Close Length: **1785mm** Weight: **390g** Section: **2pcs** (Grip-Joint)
Action: **F** Lure: **MAX 180g** Line: **MAX PE 8** Angler's Weight: **65kg~** Price:

Ultimo 710H Nano

The short length 7ft 10inch was set for maneuverability and easy handling for use in small to medium size boats. You will be pleasantly surprised with its long casting ability despite its short length. Anglers will be able to utilize 80g pencil poppers, diving poppers to those heavier large mouthed poppers. The short length allows for a powerful fight and the newly added Nanoalloy material has added unique tenacity and stability to the blank. With the combined traits of castability, controllability and power, you could consider this the extreme model of the Ultimo series ready to go head to head with monstrous GTs exceeding the 50kg mark.

◎Suitable reel size・SHIMANO:14000~18000 / DAIWA:5500・6500

Length: **7ft 10in** Close Length: **1740mm** Weight: **367g** Section: **2pcs** (Grip-Joint)
Action: **F** Lure: **MAX 220g** Line: **MAX PE 10** Angler's Weight: **65kg~** Price:

◎Suitable reel size・SHIMANO:10000~18000 / DAIWA:5000~6500

Length: **8ft** Close Length: **870mm** Weight: **Undecided** Section: **3pcs** (#1+#2 Spigot Ferrule / #2+#3 Grip-Joint)
Action: **R** Lure: **MAX 160g** Line: **MAX PE 6** Angler's Weight: **60kg~** Price:

Rod Detail
Guide : SiC Ocean Guide(Fuji) Reel Seat : DPS20LD UP LOCK





OceanRidge

We present these GT rods
for those who seek a challenge to the limits.

As of 2017, we have combined the F-STICK series and the FINAL SPIRIT series as the OceanRidge series. This unified OceanRidge series comprise of GT rods packed with Ripple Fisher's pride and joy. The lineup which have been designed with the ultimate manual settings are dedicated for the experienced anglers around the world. Although these rods are not for the fainthearted, we are positive that the rods will become a part of you for those skilled enough to recognize their strengths and style of fishing.

All six models in the OceanRidge series are especially designed to target large GTs which inhabit the waters in various parts of the world. We have not classified the rods depending on power, but have carefully selected and developed the lineup depending on the unique characteristics of the rods. All blanks in the series have been built with the use of the new Nanoalloy® technology™ developed by Toray industries, Inc. and have gone through countless hours of testing in the field.

We are proud to present the series for those anglers who seek to master the GT game further and for those who are willing to challenge the limits.

Rod Detail
Guide : SIC Ocean Guide(Fuji) for all models
Reel Seat : DPS20LD UP Lock

OceanRidge Reversal GT 80 Nano

This is a model where anglers will be able to experience and feel for the distinct difference in the Nano blank. It is lighter, stronger and more sensitive while having an astounding ability to cast long distances. Anglers will be able to utilize pencil type lures and small/medium mouthed poppers to land those massive GTs. The blank has a smooth bend curve with increasing torque as more load is applied on the rod. It is an ideal rod for those who have never experienced our OceanRidge series or those lighter weighing anglers (approx. 60kg) who have the skill to smoothly transfer their body weight on the rod during the fight.

◎Suitable reel size・SHIMANO:10000~18000 / DAIWA:5000~6500

Length: 8ft Close Length: 1737mm Weight: 373g Section: 2pcs (Grip-Joint)
Action: R Lure: MAX 170g Line: MAX PE 8 Angler's Weight: 65kg~ Price:

OceanRidge LongCast GT 82 Nano

For those who want to cast farther than any other angler on the boat. This is an ideal rod for use when long casting is required or casting against head winds. It is suited for use with poppers and diving pencil type lures. The Nano material has not only increased its controllability but anglers will also be able to sense the slightest changes in current movement through the blank, line and lure while efficiently and effectively surface the GT. Although it is a long casting model, you will be pleasantly surprised with its lightness and controllability.

◎Suitable reel size・SHIMANO:10000~18000 / DAIWA:5000~6500

Length: 8ft 2in Close Length: 1796mm Weight: 378g Section: 2pcs (Grip-Joint)
Action: R Lure: MAX 190g Line: MAX PE 8 Angler's Weight: 70kg~ Price:

2017 New Model OceanRidge Flex GT 77 Nano

This model was developed with the countless requests from international anglers who fish from smaller charter boats. With its short length and hard tip section, anglers will be able to enjoy maneuvering the large mouthed poppers to induce that bite. It goes without saying that the short length rod is also useful when fishing from the central section or stern of the small to medium size boats with the use of various types of lures including poppers/diving poppers, medium to large size pencil poppers and other diving pencils which require a more manual reeling type action. This short length also helps to cast out large lures with the repulsive force of the blank while holding up to massive loads during the fight. To give you an idea of the rod power, it is classed between the Reversal 80 and the Powerfight 711.

◎Suitable reel size・SHIMANO:10000~18000 / DAIWA:5000~6500

Length: 7ft 7in Close Length: 1630mm Weight: Undecided Section: 2pcs (Grip-Joint)
Action: R Lure: MAX 200g Line: MAX PE 8 Angler's Weight: 65kg~ Price:

About "recommended angler's weight" on section of specification of GT rod.
As long as GT model, we have noted recommended angler's weight on section of specification. Skill of anglers is important factor to land fish quickly of course but we think that most significant factor is angler's weight and lifting with that weight shift. Numerical value on this catalog is to take full potential of rod out when you try to make GT float. Even if angler who have less weight than our recommended weight, of course will be able to pull enough potential of rod to catch GT if angler have skill of lifting with weight shift while adjusting position and movement of fish. Please use this numerical value as indication.

OceanRidge PowerFight GT 711 Nano

Although this stiff and super sensitive rod may be limited for use by experts, its true potential will be exhibited once anglers with vast knowledge and skills take hold of it. The Nano blank developed by Toray Industries. Co has sharpened the blanks capabilities allowing anglers to decipher the subtle changes in current and control the lure at the anglers will. The PowerFight 711 has remarkable lifting power and will surface GTs exceeding 50kg simply by loading up the rod and using its repulsive force.

◎Suitable reel size・SHIMANO:18000 / DAIWA:6500

Length: 7ft 11in Close Length: 1682mm Weight: 375g Section: 2pcs (Grip-Joint)
Action: R Lure: MAX 210g Line: MAX PE 10 Angler's Weight: 70kg~ Price:

OceanRidge FINAL SPIRIT GT 79 Nano

As you can imagine from the naming of the FINAL SPIRIT series, the two models standout from the rest of the GT lineup as it possesses outstanding power. While it maintains the controllability of the lures, lightness for handling and sensitivity, the lifting power is vicious. The FINAL SPIRIT GT79 has the stiffest tip section of all our GT rods allowing for easy use and control of large mouthed poppers and more manual maneuvering of diving pencil/popper type lures. With skill and knowledge of various lure maneuvering techniques, anglers will be able to utilize various types of lures depending on the field conditions. The bend curve is smooth with an extremely efficient lifting power.

◎Suitable reel size・SHIMANO:18000 / DAIWA:6500

Length: 7ft 9in Close Length: 1685mm Weight: 384g Section: 2pcs (Grip-Joint)
Action: R Lure: MAX 220g Line: MAX PE 10 Angler's Weight: 70kg~ Price:

OceanRidge FINAL SPIRIT GT 80 Nano

This is the most powerful model in Ripple Fisher's lineup. The somewhat lightish tip section will allow anglers to utilize pencil type lures to various shapes of poppers with a more manual feeling. The Nano blank characteristics will be exhibited to the fullest with more body weight of the angler applied to the rod, creating a violently strong lifting capacity. For average size and strength anglers to be able to maximize the rods potential strength, we recommend you practice lifting with the rod on a daily basis to get an in-depth understanding of the rods bend and "sweet spot" with a still weight of 10kg (at a 45 degree angle).


◎Suitable reel size・SHIMANO:18000 / DAIWA:6500

Length: 8ft Close Length: 1736mm Weight: 385g Section: 2pcs (Grip-Joint)
Action: R Lure: MAX 270g Line: MAX PE 12 Angler's Weight: 75kg~ Price:

Ultimo & OceanRidge Load 6kg

For reference
BIG TUNA 710 JAPAN SP
Aquila 85H Nano Extreme

OceanRidge Series +Ultimo 80MH Nano



NANOALLOY® technology of TORAY was loaded to blank of rod that "NANO" is on following the model name.
※NANOALLOY® is a registered trademark of TORAY

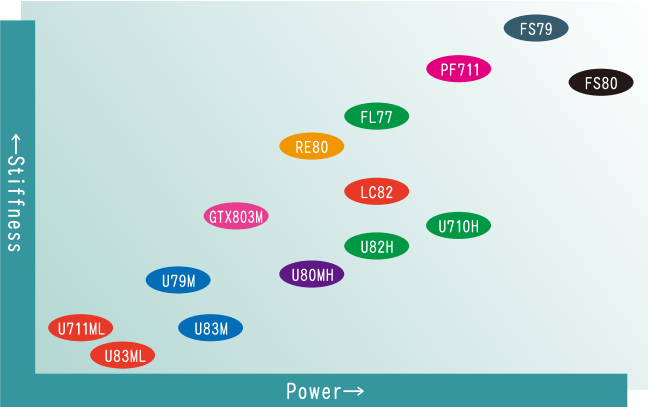
Type of popper for GT Rods

Large Face Cup	Medium Face Cup	Small Face Cup
OR FSGT79 OR FSGT80 OR PF GT711 OR LC GT82 OR Flex GT77	OR FSGT79 OR FSGT80 OR PF GT711 OR LC GT82 OR Flex GT77 OR R GT80 Ultimo710H Ultimo82H Ultimo80MH Ultimo79M GTX803M	OR FSGT79 OR FSGT80 OR PF GT711 OR LC GT82 OR Flex GT77 OR R GT80 Ultimo710H Ultimo82H Ultimo80MH Ultimo79M Ultimo83M Ultimo711ML Ultimo83ML GTX803M

※These are poppers which has been used as reference
Large Face Cup・HAMMMER HEAD / G-cup:I-cu・
Medium Face Cup・HAMMMER HEAD / D-cup:E-cup : SHAKURE
Small Face Cup・HAMMMER HEAD / C-cup DUEL / BIG BLUE BULL POPPER

※Although, all of these models can handle diving poppers or pencil type lures, please pay attention to the tipping strength of the rod when you pull lures as such as poppers with large face cup forcefully. Especially in the appeal which makes the large splash with it, we recommend you to follow the reference on chart above when you choose proper lure. Otherwise, it may result in damage or breakage of tip section of your rod.

Ultimo・OceanRidge Comparison Table





OceanArrow SELFISH

While reading the tide, operate the jig freely.

The blank on this rod is very strong but it doesn't feel stiff. At a certain bend, the flexing force of the rod will 'kick up' the jig. It is also a very sensitive rod transmitting the movement of the current, action from the jig and response from the fish throughout the blank. The rear grip has been extended to cater for various styles of jerking. (Rear grip is 390mm with an up-locking reel seat)

Words alone cannot describe the all qualities of this rod. Right from the hookup to landing the fish, the rod bends nicely with lots of lifting power and feels at home in your hands. Ripple Fisher proudly present the "SELFISH" series. This is the next generation of jigging rods capable of handling various jigging techniques and more.

With the original developmental concept of the SELFISH series, we have applied Nanoalloy blank for selected models and also fine tuned the "sensitivity" which is its true value, while extending the breaking point. The stiffness the angler feels while controlling the lure will change into a tenacious blank once the fish is on, improving the lifting speed. We have reflected the unique characteristics of the Nano material into the blank.



Rod Detail
Guide: 622S~597S • SIC Titanium frame K Guide(Fuji)
5710 • SIC Titanium frame K Guide & Ocean Guide(Fuji)
5Series • SIC Ocean Guide(Fuji)
Reel Seat: 622~615 • 607: 18UP LOCK
597 • 5710: 20UP LOCK / 5Series: T-DPS 22LD

SELFISH Standard Model

OceanArrow SELFISH 622S Nano 
Length: **6ft 2in** Close Length: **1893mm** Weight: **160g** Section: **1pc** Action: **R**
Lure: ComfortWeight **80~110g** Line: **PE 2** Class Price:
◎Suitable reel size • SHIMANO: 4000 • 5000 / DAIWA: 3500

OceanArrow SELFISH 613S Nano 
Length: **6ft 1in** Close Length: **1860mm** Weight: **170g** Section: **1pc** Action: **R**
Lure: ComfortWeight **100~140g** Line: **PE 2.5** Class Price:
◎Suitable Reel Size • SHIMANO: 5000 • 6000 / DAIWA: 3500 • 4000

OceanArrow SELFISH 614S Nano 
Length: **6ft 1in** Close Length: **1860mm** Weight: **180g** Section: **1pc** Action: **R**
Lure: ComfortWeight **130~170g** Line: **PE 3** Class Price:
◎Suitable Reel Size • SHIMANO: 5000~8000 / DAIWA: 3500~4500

OceanArrow SELFISH 615S Nano 
Length: **6ft 1in** Close Length: **1860mm** Weight: **195g** Section: **1pc** Action: **R**
Lure: ComfortWeight **160~220g** Line: **PE 4** Class Price:
◎Suitable Reel Size • SHIMANO: 6000~8000 / DAIWA: 4000~4500

This is the standard model of the Selfish series. They are mainly designed for a vertical jigging style but the lighter models are also equipped to handle jigging with a more acute angle of the line. The rod is somewhat sharp for anglers to enjoy the manual control and maneuvering of the jig.

SELFISH Shallow Model

OceanArrow SELFISH 654S Nano 
Length: **6ft 5in** Close Length: **1965mm** Weight: **180g** Section: **1pc** Action: **RF**
Lure: ComfortWeight **70~160g** Line: **PE 3** Class Price:
◎Suitable reel size • SHIMANO: 8000 / DAIWA: 4500

OceanArrow SELFISH 655S Nano 
Length: **6ft 5in** Close Length: **1965mm** Weight: **200g** Section: **1pc** Action: **RF**
Lure: ComfortWeight **100~180g** Line: **PE 4** Class Price:
◎Suitable reel size • SHIMANO: 10000 / DAIWA: 5000

It is a model designed for use in depths between 50~70m while jerking the jig with an acute line angle. The action of the jig will be more toned down and is ideal for anglers to maintain the line tension while maneuvering the jig with a swimming based action. The two most important factors we sought after in this blank were the outstanding butt power and a sensitive while flexible tip section for that extended feeling of manual operation towards the lure. Through countless trial and error processes, we finally set the length as a 6ft 5inch one piece model (longest of the SELFISH series). In contrast to the base models of the SELFISH 622 and 615s where anglers could enjoy the maneuvering of the jig, this rod is able to eliminate the unwanted movement of the jig, allowing for a more natural movement. With the use of the Nano material, it has improved the sensitivity and lift speed while maintaining a tenacious bend. It is also suited for casting jigs in shallow areas.

SELFISH Specialize Model

OceanArrow SELFISH 597S Nano Vertical Model 
Length: **5ft 9in** Close Length: **1756mm** Weight: **250g** Section: **1pc** Action: **R**
Lure: ComfortWeight **180~240g** Line: **PE 5** Class Price:
◎Suitable reel size • SHIMANO: 8000 • 10000 / DAIWA: 4500 • 5000

OceanArrow SELFISH 5710S Nano Vertical Model 
Length: **5ft 7in** Close Length: **1708mm** Weight: **280g** Section: **1pc** Action: **R**
Lure: ComfortWeight **250~350g** Line: **PE 6** Class Price:
◎Suitable reel size • SHIMANO: 10000~20000 / DAIWA: 5000~6500

OceanArrow SELFISH 607S Dotera Model 
Length: **6ft** Close Length: **1835mm** Weight: **232g** Section: **1pc** Action: **F**
Lure: ComfortWeight **150~220g** Line: **50lb** Class Price:
◎Suitable reel size • SHIMANO: 8000 • 10000 / DAIWA: 4500 • 5000

These Specialize Models are especially designed for select situations for targeting large size Kingfish and Amberjacks. Although they are not too versatile, they will outperform any other rod when faced with supersize fish on the other end of the line. The "607S" designed for the horizontal jigging in 60~100m depths and the "597S" and "5710S" that are specialized for the vertical jigging targeting the amberjacks. One common feed back we get with regards to the whole "SELFISH" series is that fact that it feels "stiff" in the stores, but bends nicely when in use in the field. It is a strange blank with the stiff/sharp feeling when operating the jig, but appropriately bends in during the fight. As it is more of a versatile model, it doesn't have the specialized traits seen in the other models.



OceanArrow 5 series

They are select overhead bait-casting reel models to vertically approach the massive fish lurking in the deep.

The "5" series are the long sellers of Ripple Fisher's jigging rods. They are models which aim to take advantage when fighting massive fish. The 5210 and 5015 are bait-reel models to especially target supersize fish in exotic locations such as Tokara and Ogasawara. The short length design helps anglers manually maneuver the jig in the deep waters while the torqueful blank will easily take the brunt from supersize Dogtooth Tuna in the deep.

OceanArrow 5210 Bait model  

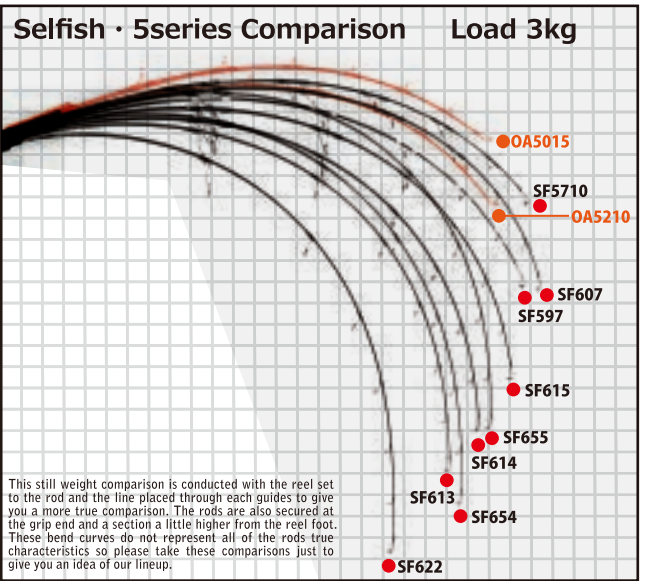
This is the overhead model, designed for vertical jigging in the slow currents. While it is not the mainstream of jigging we designed this rod as a personal desire to fight the huge Kingfish or massive Dogtooth Tuna. This rod is a little more flexible than the Ocean Arrow 5015 and good for areas where the current is slow with average depths.
◎Suitable reel size • SHIMANO: 4000 • 5000 / Studio Ocean Mark: 120

Length: **5ft 2n** Close Length: **1579mm** Weight: **295g** Section: **1pc** Action: **R**
Lure: **JIG MAX 370g** Line: **MAX PE 6** Price:

OceanArrow 5015 Bait model  

To go head to head with huge fishes in depths of 120m ~ 200m, we designed this bait casting jigging model for easy usage on the jigs as well as an easy fight once a hookup is achieved. We have successfully designed this specialized blank and currently testing out a 5ft 2in/10oz model.
◎Suitable reel size • SHIMANO: 4000 • 5000 / Studio Ocean Mark: 120

Length: **5ft** Close Length: **1535mm** Weight: **325g** Section: **1pc** Action: **R**
Lure: **JIG MAX 400g** Line: **MAX PE 6** Price:



OceanArrow Series for Jigging Characteristic Table			
Light Model Snapper	Tairubber	Inchiku • Light Jigging	
	67UL	65L	66ML
Standard Model Higher Varsatility	622S	613S	597S • 5710S For Vartical Jigging
	614S	615S	
Shallow Model for the horizontal jigging	654S	655S	5 Series (Overhead Model) Monster Hunter(around 200m depth)

Tai Rubber



Snapper



Grouper

OceanArrow Snapper

OceanArrow Snapper

Ripple Fisher's "TaiRubber" rod is equipped with sensitivity and a softness with a true spine.

As of 2017, we have renewed the light boat game rods of the OceanArrow Snapper series for light jigging, TaiRubber and the Inchiku game. Although the rods themselves are flexible, they possess a core strength for anglers to overcome their targets while having the sensitivity to sense the slightest changes in current or bites. Our goal was to improve the response of the blanks true potential. These rods are packed with the elements for anglers to enjoy the sensitive and subtle currents when fishing for snapper and rockfish.

Rod Detail Guide : T-KWSG • T-KTSG Grip : 67UL • 65L/TCS16 66ML/TCS17

2017 New Model

OceanArrow 67UL Snapper

The OceanArrow 67UL Snapper has been modified from its original 69UL irregular two piece design to a one piece rod by maintaining its original flexible and resilient nature, while increasing the power in the butt section. By doing so, we were able to maintain its unique characteristics of the whole rod taking on the brunt of the large snappers yet improving the lifting power. The concept for our renewal was to design a true TaiRubber rod with the lifting power and sensitivity that disregards depth or strength of current. This 67UL is a representation of the unique characteristics of Ripple Fisher's rods with its delicate sensitivity while possessing the butt power able to control the overwhelming strength of the fish.

◦Suitable Reel Size • SHIMANO : 100~200 / DAIWA : 100~200

Length : **6ft 7in** Close Length : **2005mm** Weight : Undecided Section : **1pc** Action : **R**
Lure : **MAX 100g** Line : **MAX PE 1** Price :

2017 New Model

OceanArrow 65L Snapper

The 65L is a model which is able to conduct a smooth retrieval under heavy pressure against the TaiRubber in deep waters and strong currents. The highly sensitive blank will transmit the slightest changes in current pressure and chases from your target through the blank, giving anglers another element to consider when fishing. The blank itself possesses an ideal stiffness and flexibility to efficiently and effectively hookup the fish. To put it into perspective, if the 67UL is a rod with a sensitive tip with a powerful butt section, this 65L is a rod which exhibits its power and sensitivity through the smooth bend of the whole rod. Although the 65L is mainly developed for TaiRubber fishing, it is also equipped with the ideal settings for light jigging and the Inchiku game.

◦Suitable Reel Size • SHIMANO : 100~200 / DAIWA : 100~200

Length : **6ft 5in** Close Length : **1960mm** Weight : Undecided Section : **1pc** Action : **R**
Lure : **MAX 120g** Line : **MAX PE 1.2** Price :

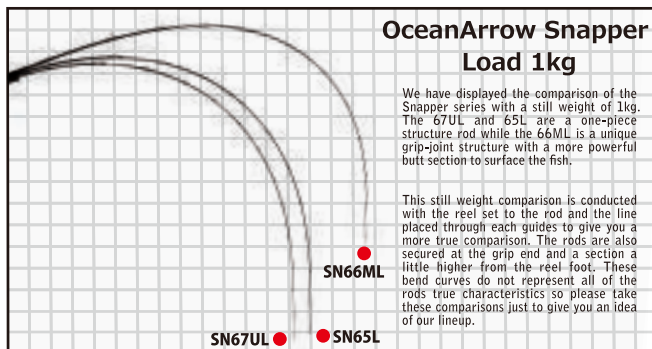
2017 New Model

OceanArrow 66ML Snapper

The 66ML has a grip joint structure with an increased butt power compared to the previous two models. It is not only great for your TaiRubber game but an all-rounder rod for the Inchiku game, jigging and even soft plastics game to target the various species you may encounter when fishing from your boat. With its versatility, anglers can make good use of their light line to suit your own style of fishing to target any given species from your boat or even a kayak where you may be limited with the number of rods you can take. We are positive that this rod will be your next best friend for not only local waters but also fishing expeditions where you may have to deal with large snappers, groupers, hair-tail, blue-runners etc.

◦Suitable Reel Size • SHIMANO : 100~200 / DAIWA : 100~200

Length : **6ft 6in** Close Length : **1475mm** Weight : Undecided Section : **2pcs (Grip-Joint)** Action : **F**
Lure : **MAX 160g** Line : **MAX PE 1.5** Price :



Precautions for use

- Do not cast with tangled line or line trouble in the reel. This may cause the rod to break. Furthermore, if you miss or forget to put the line through a guide, this may result in damage or breakage of your rod.
- If you continue to reel in your rig (lure, popper, jig etc) after it has reached the top guide, this will cause the rod to break.
- Beware of power cables, overhead power lines or phone lines. The material (carbon) will easily pass through electricity causing serious injury or death.
- If you hear or see lightning approaching while in use, pack the rod away or stay away from the rod. Lightning may strike causing serious injury or death.

About joint section of rod

- The joint section of rod of Ripple Fisher has been adjusted with high precision. If ferrule wax have been put on or connect rods without wiping salt water off, might cause of fixation. Please make sure that fouling or moistures are wiped off when you connect.

- If you force the joint section of the rod when joining together, this will cause cracking or splitting of the joints.
- If you use the rod while the joint section is still loose, this may cause breakage.
- If the joint section is stuck together, use a rubber sheet for added grip while twisting away from each other.

Maintenance and storage

- Wash rod with running water to rid of any filth and salt. Then wipe off any excess water.
- If you store your rod without wiping off excess water, this may cause blisters on the blank. Storage in well ventilated are as with no high temperature.
- Please do not leave the rod in your vehicle for long durations in summer. This will cause blisters and warping of the blank.

Contents in this catalog

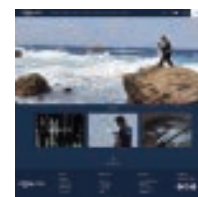
- Include accurate specifications of rods, written in accordance with the regulations set by the Japanese National Fishing Rod Fair Trade Conference.
- Prices and specifications listed on this catalog maybe altered without warning.
- The colors presented in the pictures may differ from the actual color. Furthermore, some products are prototype rods in the developmental stage and may differ when it reaches the final product.

Requesting repairs

- Please be ware that personally modified rods will not be covered by warranty (even if it is within the warranty period).
- If you are requesting for repair, please send in the whole rod (not just the section of the breakage).

Ripple Fisher

Ripple Co.,LTD (Ripple Fisher)
945 Obaru, Yamaga City, Kumamoto Pref.
861-0543 JAPAN
E-mail : info@ripplefisher.com



Ripple Fisher's homepage will be renewed.
We at RF would like to apologies for not updating our homepage but from spring this year, we will be revamping and introducing more line ups, plus explanatory charts of our rod range, fishing reports, new product introduction, video links, agents information.
Stay tune and look out for website!

www.ripplefisher.com/

※Please take note and look out for our news on Limited Edition or Limited production run for certain models and all these can be found in our website news feed or production news.