

Hand Craft
Ripple Fisher

<http://ripplefisher.com/>

Ripple Fisher Made in Japan

Dealer

SINCE 1997
Ripple Fisher

RippleFisher

2018

HandCrafted in Japan

English version.

We walk this road...

Fishing is not a simple hobby. No matter how good a gear one may have, without experience and knowledges he will not be able to deal with unexpected incidents. And even with the skill, knowledge and experience, anglers won't be able to catch the target without having this great nature on your side.

So why do so many people become absorbed in this high-risk hobby? It is simply because there is a clear goal and clear results. People hear of a target, get information, collect all the necessary gear and head out fishing. Once that fish is in your hands, there is a joy only those who have achieved their goals can understand.

Another reason why "fishing" fascinates so many can be attributed to the fact that "there is no ending".


Even when anglers achieve their goals, there is always "a bigger fish", "the fish that got away" and "different places to fish". One day, there will be a time when you realize that we are confronting only part of this profound nature.

At Ripple Fisher, we strive to create rods to help anglers keep achieving their goals. However, the rod is only part of the journey. The most important factor in fishing is the "angler", who has to confront the harsh nature. This harsh nature at times can come at the angler with full force and the greatest weapon an angler can possess at that moment is "experience".

However, if one possesses fishing tackle that can become part of their body, this will help become your next best weapon to "experience". We believe that strength and controllability in a rod are bare minimum requirements to face this harsh nature.

At Ripple Fisher, we hope to continue to produce rods that will be chosen as a "cane" to guide anglers towards their never ending journey.

Hand Craft
Ripple Fisher



2018 New Model

RealCrescent

Light game series

The "new Real Crescent" series have been finely honed to further enjoy the deep and technical light game fishing.

They are equipped with the controllability and sensitivity to appreciate the technical jig-head games and also possess the power for anglers to enjoy targeting rockfish and bream. With the easy and light usability, anglers will be able to appreciate the sharp and powerful blank it possesses.

The high sensitivity, lightness, its beautiful bend curve and power will respond to each angler's needs for the light game. The new Real Crescent series are the next generation of basic light game rods.

We have carefully selected 4 models in the spinning and 3 models for the bait-casting tackle. All models are highly versatile with the potential to target various species in various fields for the light game. We hope you can experience our Real Crescent models to strive for the next stage in light game fishing. (All models equipped with Torzite K guides and NANOALLOY® Technology blank)



New RealCrescent RC-55 / Spinnig Model

This is an ideal model for use with a simple jig-head rig. Overall, it has a sharp feeling to it, but with the use of the NANOALLOY® material, the highly repulsive nature of the blank will bend nicely during the cast. The highly sensitive characteristics of the blank will not only transmit the information on the bite but also the subtle water pressure differences through the blank. Anglers will be able to utilize PE, nylon, fluorocarbon and ester lines.

New RealCrescent RC-65 / Spinning Model

This is the standard model that stands as the core for the spinning model. Anglers will be able to experience a seamless usage through the fast tapered rod with a flexible tip, resilient belly and strong butt section. It is a versatile rod for use in various fields with the use of simple jig-head rigs, plugs, Carolina rigs and even light wind techniques.

New RealCrescent RC-75 / Spinning Model

It possesses the sharpest feel of the blank in the Real Crescent series for use in not only Aji and Mebaru (Rock fish) targets, but also for various species of rockfish, bream and for the light seabass game. The sharp tip section will transmit the vital information on the current while enabling anglers to use Carolina rigs, Texas rigs, plugs and metal jigs with a high response. The strong butt section of the rod can deal with the unexpectedly large rockfish and bream measuring over 50cm.

New RealCrescent RC-81 / Spinning Model

This is a long length model designed mainly for use with Carolina rigs and floating rigs, but is also great with 3~5g jig-heads. Compared to the RC-75, the stiffness of the tip section has been reduced for a lighter feel when in use. With its highly sensitive nature, it is an ideal rod for anglers to search the deeper area at great distances.

New RealCrescent RC-57 / Bait Casting Model

Despite the stiff characteristics of the blank to exhibit the nature of a bait-casting model, it is a finesse model with an outstanding cast-feel. We have designed the rod so anglers can easily load the rod to cast with jig-head rigs weighing less than 1g. It is also ideal for fishing styles that require sensitivity during the retrieval, such as dead slow retrieval of super light lures.

New RealCrescent RC-67 / Bait Casting Model

This is the most basic model for the light game bait-casting tackle fishing. With the fast tapered flexible tip section and stiff belly to butt section, anglers will not only be able to cast and control light jig-head rigs but also utilize various rigs, plugs, and metal jigs stress-free. This next generation light game rod will enable anglers to capitalize on the biggest asset of the bait-casting reel by releasing the clutch while using the lift and fall techniques and drifting techniques.

New RealCrescent RC-77 / Bait Casting Model

This is the middle class bait-casting model to target various species of rockfish, bream and seabass. It is an ideal light game rod to cover various species and fishing styles using "bottom-dragging", "lift and fall" techniques with plugs to induce those reaction bites. The whole rod has been designed to be stiff to the tip, enabling anglers to cast lures up to 15g and rip those monstrous fish off the bottom with its outstanding butt power.

Rod Detail

Reel Seat of Spinning model :VSS16(Fuji)-up lock
 Reel Seat of Bait casting model :PMTS17(Fuji)-Down lock
 Guide:TORZITE titanium frame Guide (Fuji)
 NANOALLOY® technology of TORAY is loaded to blank of rod that "NANO" is on following the model name.



2018 NEW RealCrescent	2018 NEW RealCrescent	2018 NEW RealCrescent	2018 NEW RealCrescent	2018 NEW RealCrescent	2018 NEW RealCrescent	2018 NEW RealCrescent
RC-55 / Spinning	RC-65 / Spinning	RC-75 / Spinning	RC-81 / Spinning	RC-57 / Bait Casting	RC-67 / Bait Casting	RC-77 / Bait Casting
Lure: JH 0.2~3g	Lure: JH 0.3~6g / Plug 1.8~4.5g	Lure: Rig 2~14g / Plug 2.5~11g	Lure: 2~17g	Lure: 0.5~5g	Lure: 0.8~8g	Lure: 2~15g
Line: Pe 0.2~0.4 / FC·NY ~3lb	Line: Pe 0.2~0.4 / FC·NY ~3lb	Line: Pe 0.3~0.8	Line: Pe 0.4~0.8	Line: Pe 0.2~0.5	Line: Pe 0.3~0.6	Line: Pe 0.4~0.8
Price	Price	Price	Price	Price	Price	Price
Lt: 5ft 5in CL-Lt: 853mm Glip-Lt: 275mm End-Lt: 193mm Wt: 54g Tip:1.3mm / Butt:6.5mm Sec: 2pcs / Put over Ferrule TORZITE Titanium frame K Guide	Lt: 6ft 5in CL-Lt: 1004mm Glip-Lt: 318mm End-Lt: 236mm Wt: 61g Tip:1.4mm / Butt:7.8mm Sec: 2pcs / Put over Ferrule TORZITE Titanium frame K Guide	Lt: 7ft 5in CL-Lt: 1157mm Glip-Lt: 368mm End-Lt: 286mm Wt: 79g Tip:1.5mm / Butt:10mm Sec: 2pcs / Put over Ferrule TORZITE Titanium frame K Guide	Lt: 8ft 1in CL-Lt: 1265mm Glip-Lt: 378mm End-Lt: 296mm Wt: 86g Tip:1.5mm / Butt:10.5mm Sec: 2pcs / Put over Ferrule TORZITE Titanium frame K Guide	Lt: 5ft 7in CL-Lt: 876mm Glip-Lt: 299mm End-Lt: 185mm Wt: 69g Tip:1.3mm / Butt:6.9mm Sec: 2pcs / Put over Ferrule TORZITE Titanium frame K Guide (TZ titanium frame RV Guide on butt guide)	Lt: 6ft 7in CL-Lt: 1025mm Glip-Lt: 368mm End-Lt: 254mm Wt: 78g Tip:1.3mm / Butt:8.3mm Sec: 2pcs / Put over Ferrule TORZITE Titanium frame K Guide (TZ titanium frame RV Guide on butt guide)	Lt: 7ft 7in CL-Lt: 1190mm Glip-Lt: 392mm End-Lt: 280mm Wt: 92g Tip:1.5mm / Butt:10.2mm Sec: 2pcs / Put over Ferrule TORZITE Titanium frame K Guide (TZ titanium frame RV Guide on butt guide)

2018 New Model

RealCrescent

Light game series

The "new Real Crescent" series have been finely honed to further enjoy the deep and technical light game fishing.

They are equipped with the controllability and sensitivity to appreciate the technical jig-head games and also possess the power for anglers to enjoy targeting rockfish and bream. With the easy and light usability, anglers will be able to appreciate the sharp and powerful blank it possesses.

The high sensitivity, lightness, its beautiful bend curve and power will respond to each angler's needs for the light game. The new Real Crescent series are the next generation of basic light game rods.

We have carefully selected 4 models in the spinning and 3 models for the bait-casting tackle. All models are highly versatile with the potential to target various species in various fields for the light game. We hope you can experience our Real Crescent models to strive for the next stage in light game fishing. (All models equipped with Torzite K guides and NANOALLOY® Technology blank)



New RealCrescent RC-55 / Spinnig Model

This is an ideal model for use with a simple jig-head rig. Overall, it has a sharp feeling to it, but with the use of the NANOALLOY® material, the highly repulsive nature of the blank will bend nicely during the cast. The highly sensitive characteristics of the blank will not only transmit the information on the bite but also the subtle water pressure differences through the blank. Anglers will be able to utilize PE, nylon, fluorocarbon and ester lines.

New RealCrescent RC-65 / Spinning Model

This is the standard model that stands as the core for the spinning model. Anglers will be able to experience a seamless usage through the fast tapered rod with a flexible tip, resilient belly and strong butt section. It is a versatile rod for use in various fields with the use of simple jig-head rigs, plugs, Carolina rigs and even light wind techniques.

New RealCrescent RC-75 / Spinning Model

It possesses the sharpest feel of the blank in the Real Crescent series for use in not only Aji and Mebaru (Rock fish) targets, but also for various species of rockfish, bream and for the light seabass game. The sharp tip section will transmit the vital information on the current while enabling anglers to use Carolina rigs, Texas rigs, plugs and metal jigs with a high response. The strong butt section of the rod can deal with the unexpectedly large rockfish and bream measuring over 50cm.

New RealCrescent RC-81 / Spinning Model

This is a long length model designed mainly for use with Carolina rigs and floating rigs, but is also great with 3~5g jig-heads. Compared to the RC-75, the stiffness of the tip section has been reduced for a lighter feel when in use. With its highly sensitive nature, it is an ideal rod for anglers to search the deeper area at great distances.

New RealCrescent RC-57 / Bait Casting Model

Despite the stiff characteristics of the blank to exhibit the nature of a bait-casting model, it is a finesse model with an outstanding cast-feel. We have designed the rod so anglers can easily load the rod to cast with jig-head rigs weighing less than 1g. It is also ideal for fishing styles that require sensitivity during the retrieval, such as dead slow retrieval of super light lures.

New RealCrescent RC-67 / Bait Casting Model

This is the most basic model for the light game bait-casting tackle fishing. With the fast tapered flexible tip section and stiff belly to butt section, anglers will not only be able to cast and control light jig-head rigs but also utilize various rigs, plugs, and metal jigs stress-free. This next generation light game rod will enable anglers to capitalize on the biggest asset of the bait-casting reel by releasing the clutch while using the lift and fall techniques and drifting techniques.

New RealCrescent RC-77 / Bait Casting Model

This is the middle class bait-casting model to target various species of rockfish, bream and seabass. It is an ideal light game rod to cover various species and fishing styles using "bottom-dragging", "lift and fall" techniques with plugs to induce those reaction bites. The whole rod has been designed to be stiff to the tip, enabling anglers to cast lures up to 15g and rip those monstrous fish off the bottom with its outstanding butt power.

Rod Detail

Reel Seat of Spinning model :VSS16(Fuji)-up lock
 Reel Seat of Bait casting model :PMTS17(Fuji)-Down lock
 Guide:TORZITE titanium frame Guide (Fuji)
 NANOALLOY® technology of TORAY is loaded to blank of rod that "NANO" is on following the model name.

TORZITE Fuji

NANOALLOY TECHNOLOGY
 NANOALLOY® is a registered trademark of TORAY



2018 NEW RealCrescent RC-55 / Spinning	2018 NEW RealCrescent RC-65 / Spinning	2018 NEW RealCrescent RC-75 / Spinning	2018 NEW RealCrescent RC-81 / Spinning	2018 NEW RealCrescent RC-57 / Bait Casting	2018 NEW RealCrescent RC-67 / Bait Casting	2018 NEW RealCrescent RC-77 / Bait Casting
Lure: JH 0.2~3g Line: Pe 0.2~0.4 / FC· NY ~3 lb Price	Lure: JH 0.3~6g / Plug 1.8~4.5g Line: Pe 0.2~0.4 / FC· NY ~3 lb Price	Lure: Rig 2~14g / Plug 2.5~11g Line: Pe 0.3~0.8 Price	Lure: 2~17g Line: Pe 0.4~0.8 Price	Lure: 0.5~5g Line: Pe 0.2~0.5 Price	Lure: 0.8~8g Line: Pe 0.3~0.6 Price	Lure: 2~15g Line: Pe 0.4~0.8 Price
Lt: 5ft 5in CL-Lt: 853mm Glip-Lt: 275mm End-Lt: 193mm Wt: 54g Tip:1.3mm / Butt:6.5mm Sec: 2pcs / Put over Ferrule TORZITE Titanium frame K Guide	Lt: 6ft 5in CL-Lt: 1004mm Glip-Lt: 318mm End-Lt: 236mm Wt: 61g Tip:1.4mm / Butt:7.8mm Sec: 2pcs / Put over Ferrule TORZITE Titanium frame K Guide	Lt: 7ft 5in CL-Lt: 1157mm Glip-Lt: 368mm End-Lt: 286mm Wt: 79g Tip:1.5mm / Butt:10mm Sec: 2pcs / Put over Ferrule TORZITE Titanium frame K Guide	Lt: 8ft 1in CL-Lt: 1265mm Glip-Lt: 378mm End-Lt: 296mm Wt: 86g Tip:1.5mm / Butt:10.5mm Sec: 2pcs / Put over Ferrule TORZITE Titanium frame K Guide	Lt: 5ft 7in CL-Lt: 876mm Glip-Lt: 299mm End-Lt: 185mm Wt: 69g Tip:1.3mm / Butt:6.9mm Sec: 2pcs / Put over Ferrule TORZITE Titanium frame K Guide (TZ titanium frame RV Guide on butt guide)	Lt: 6ft 7in CL-Lt: 1025mm Glip-Lt: 368mm End-Lt: 254mm Wt: 78g Tip:1.3mm / Butt:8.3mm Sec: 2pcs / Put over Ferrule TORZITE Titanium frame K Guide (TZ titanium frame RV Guide on butt guide)	Lt: 7ft 7in CL-Lt: 1190mm Glip-Lt: 392mm End-Lt: 280mm Wt: 92g Tip:1.5mm / Butt:10.2mm Sec: 2pcs / Put over Ferrule TORZITE Titanium frame K Guide (TZ titanium frame RV Guide on butt guide)

SilverStream

Seabass game series

The Silver stream lineup is a middle game series with seabass being the core target, yet possessing the qualities to deal with situations targeting flounders and Akame (Japanese red-eye barramundi). All models exhibit the power to target the lunker seabass and have been arranged depending on blank characteristics. 3 highly sensitive models in the "Flows" series that are designed to decipher the intricate currents, 1 model in the "Tradition" series that is equipped with the tenacity and torque, and 2 models in the "Red-Eye" series for those anglers targeting monstrous seabass and Akame. These seabass rods are not specialized for situations or concepts but will exhibit its true potential dependent on the anglers' skill.



SilverStream 96 Tradition

Tradition 96 is a model with flexibility, high elasticity and lightness blended into this single blank with added controllability to go head to head with monstrous seabass. Unlike those heavy models which simply tend to be way too stiff, this rod will create a parabolic bend curve even when smaller fish are on, yet having extreme torque once more load is on the blank. Although it has a parabolic bending ability, we have managed to maintain the Ripple Fisher spirit in the blank with sharpness when casting. This bend enables anglers to parry the sudden torquful dash from the fish, while efficiently and easily surfacing the lunker size seabass. This Tradition 96 is a rod for anglers who definitely wants to land the monstrous fish. (The blank has not been renewed from the old naming "Monster Impact Tradition 96")

SilverStream 810 Flows Nano

The Flows 810 is the core model of the series with its ideal length for seabass fishing equipped with a strong butt power. It is especially outstanding with its casting swing through and high sensitivity. Anglers will be able to decipher the subtle difference in current movements while maintaining the high response required for an efficient and effective hookup. It may seem a little too stiff when anglers initially take a hold, but once you are out in the field casting, retrieving and fighting the fish, it will bend nicely. With its high tolerance, the butt will still hold extra power even when fighting a monstrous seabass. It is an ideal rod for use in various locations from estuaries, straits, rocks and even surf casting with the use of minnows, vibrations, sinking pencils and top water lures.

SilverStream 96 Flows Nano

The Flows 96 is designed for use in large river systems, estuaries, surf casting and wading in the flats which require long distance casting of large lures. The balance of the rod is outstanding and anglers will not notice its 96 length. It also possesses a highly sensitive blank to feel for the slight change in currents. The 810 is a type of rod to conquer the current, where as the 96 is designed more to feel for the changes in current far away. The lightish tip section will allow anglers to not only utilize large lures but also various smaller minnows and vibration type lures. The concept for the Flows 96 is "distance" and "sensitivity".

SilverStream 103 Flows Nano

The Flows 103 is a model designed for use off the rocks and surf casting which require the power and sharpness to cut through the strong head winds. It allows anglers to easily cast and trace smaller lures which weren't possible with the stronger black-fin models, while also having the power required to swing through with heavier lures. Even with its long length, the blank made up with the new NANOALLOY® technology has enabled the rod to maintain its sharpness. The unique characteristic of the Nano blank also exerts the underlying power once the rod is loaded with a lunker size fish off rough rocks and heavy seas.

SilverStream 87 RED EYE Nano

The 87 Red-Eye is a power rod we present to anglers targeting the monstrous seabass and the infamous Akame (Japanese red-eye barramundi) inhabiting the Shimanto River. It is not simply an over powered rod, but possesses a flexible tip enabling anglers to cast and control small to large minnows. The blank is tolerant and will lift the fish with its repulsive force while having great casting capabilities of large lures with the least amount of effort. Furthermore, the 87 is designed with a short length grip for easier usage in the wading game. It is a user-friendly rod with the combined features of sensitivity and power, dedicated for those lunker hunters out there.

SilverStream 97 RED EYE Nano

In contrast to the 87 Red Eye, we have increased its power, ability to load the rod and castability. Although its concepts are the same as the 87, with the combined attributes of sensitivity and power, this model is most suited for a more extensive field. It's ideal to rip out massive Red-eyes, but also seabass off the rocks, black-fin seabass nearing the estuaries, and lunker size seabass lurking around the tetrapod's. The response and high sensitivity required to instantaneously pull away the monstrous fish off the structures have been finely honed through the use of Nano material in the blank. This was our answer to stand at the pinnacle of rod making. We are proud to produce the next generation of power rods, the "Red-eye" series.

Rod Detail

Reel Seat :DPS18(Fuji)
Down lock/96Tradition • 810Flows • 96Flows • 103Flows
Up lock/87RED EYE • 97RED EYE
Grip end / All models on this page : EVA

TORZITE.

Fuji
TORZITE titanium frame Guide (Fuji)
Flows Series 3 models :

Flows series & RED EYE series
NANOALLOY® technology of TORAY is loaded
NANOALLOY
TECHNOLOGY
NANOALLOY® is a registered trademark of TORAY



SilverStream	SilverStream	SilverStream	SilverStream	SilverStream	SilverStream
96 Tradition	810 Flows Nano	96 Flows Nano	103 Flows Nano	87 RED EYE Nano	97 RED EYE Nano
Lure MAX 36g	Lure MAX 32g	Lure MAX 38g	Lure MAX 42g	Lure MAX 40g	Lure MAX 45g
Line MAX Pe 1.5	Line MAX Pe 1.5	Line MAX Pe 1.5	Line MAX Pe 1.5	Line MAX Pe 2	Line MAX Pe 2.5
Price	Price	Price	Price	Price	Price
Lt: 9ft 6in CL-Lt: 1502mm Grip-Lt: 556mm End Lt: 422mm Wt: 163g Tip:2mm / Butt:12.6mm Sec: 2pcs /Put over Ferrule SIC Titanium frame K Guide	Lt: 8ft 10in CL-Lt: 1400mm Grip-Lt: 481mm End Lt: 347mm Wt: 160g Tip:1.8mm / Butt:12mm Sec: 2pcs / Spigot Ferrule TORZITE Titanium frame K Guide	Lt: 9ft 6in CL-Lt: 1490mm Grip-Lt: 526mm End Lt: 392mm Wt: 166g Tip:2.3mm / Butt:13.2mm Sec: 2pcs / Spigot Ferrule TORZITE Titanium frame K Guide	Lt: 10ft 3in CL-Lt: 1605mm Grip-Lt: 567mm End Lt: 413mm Wt: 196g Tip:1.8mm / Butt:13.5mm Sec: 2pcs / Spigot Ferrule TORZITE Titanium frame K Guide	Lt: 8ft 7in CL-Lt: 1350mm Grip-Lt: 521mm End Lt: 396mm Wt: 158g Tip:2mm / Butt:12.2mm Sec: 2pcs / Spigot Ferrule SIC Titanium frame K Guide	Lt: 9ft 7in CL-Lt: 1505mm Grip-Lt: 554mm End Lt: 429mm Wt: 193g Tip:2mm / Butt:14.9mm Sec: 2pcs / Spigot Ferrule SIC Titanium frame K Guide

Avarice

Black fin seabass game series

The Black-fin seabass game is conducted under harsh environmental conditions with strong head winds, heavy swells, complicated currents and uneven footing. The anglers have little advantage in these unforgiving conditions and the only way to overcome these factors are experience and the ability to analyze and make an efficient/good judgment in a given situation.

We have added the sharpness by employing the new Nano blank while fine tuning the standard capabilities as a black-fin seabass rod.

Anglers will cut through the strong head winds and sew through the complicated currents. The highly sensitive blank will allow anglers to notice the subtle changes in current and flow to inform you of bite spots.

Avarice 103M Nano
 The long awaited short length M class model is ready! This 103 length is light, easy to handle and is efficient when fishing from low rock formations or bolder rocks for the black-fin seabass or the normal seabass off the rocks and fishing from the surf for flounders. Although it is short in length, the blank will bend nicely to withhold the fish. This is a new generation of Black-fin seabass rod with the combined properties of long casting, butt power and the newly added element of light/easy handling.

Avarice 106MH Nano
 It possesses a stronger butt section compared to the 103M and with its refined taper design, it maintains the easy handling of the rod while improving its castability. The bigger the fish on the other end of the line, the more power it will exert, constantly applying pressure on the fish to efficiently surface it. You will be able to first handedly experience how the carbon material has evolved from this 10ft 6inch blank packed with castability, loading power and controllability of the fish.

Avarice 110H Nano
 This is an almighty rod with its ideal length and power settings for use anywhere, anytime. It is capable of cutting through strong head winds, while having the ability to cast small lures to pinpoint accuracy and not to mention its overwhelming butt power. The Nano blank characteristics can be noticed in the contradicting nature of its sharpness when casting and its ability to bend nicely once it is loaded.

MonsterImpact

Black fin seabass & Blue runner game series

The Monster Impact series are the most powerful of our lineup for seabass to go head to head with those monstrous black-fin seabass. These are not rods for everyone. They have been designed and made with the premise that the angler is not in a favorable position on the rocks. In other words, unfavorable conditions are the norm and the blanks have been designed to overcome the monstrous fish under these conditions.

It isn't rear for Blue runners to also come about when targeting these super size Black-fin. It is reassuring when using the Monster Impact for areas with both the blue runners and Black-fins swimming about. Although anglers will be able to cast out your usual Black-fin minnows, they also possesses an overwhelming power compared to your ordinary Black-fin rods, so we only recommend these rods for those anglers who are well experience and know what they want.

For those lunker anglers who know where the Black-fin bite and where the monstrous ones are hiding, these rods will surely become you next best friend.

MonsterImpact 101HH Nano / Spinnig Model
 Like the 110HH, this rod is also designed to target both the black-fin and blue runners but this 101HH is set more towards the blue-runners. In other words, it is for anglers who are targeting blue-runners and might want to also cast out a few small lures for the black-fin. The short length 10ft 1inch and its short grip has been set for use around flat rock formations, to increase the casting accuracy and balance. Although it is a rod for the black-fin, it can also be used for situations where the bait-fish are extremely small when targeting the blue-runners with smaller lures.

MonsterImpact 110HH / Spinnig Model
 This model has been designed with the power to overcome both the blue-runners and the black-fin seabass. It is not simply a harder and stiffer rod, but will bend tenaciously with the sudden run of the Kingfish. It is also ideal for fishing in heavy seas and strong head winds to target the monster class black-fin. Although it is a powerful rod, the tip section has been build with some flexibility for anglers to punch out those smaller lures. The belly to butt section of the rod is a HH class and has the strongest power of the lineup.

MonsterImpact 110HH HIRA / Bait Casting Model
 This is the highly responsive bait-casting Hirasuzuki (Black-fin seabass) model with great casting capabilities. This HIRA bait-casting model is composed with lightweight grip and guides to improve its balance, casting accuracy, lure and fish controllability, while being delicate and powerful at the same time. We present the holy grail of fishing rods to the hard-core anglers who strive to pursue the bait-casting style for their Hirasuzuki game.

MonsterImpact 110HH BLUE / Bait Casting Model
 The 110HH BLUE bait-casting model has been developed with a blank focused on targeting the blue-runners (Kingfish, Yellow-tails and Amberjacks, etc.). It is stronger and stiffer compared to the HIRA bait-casting model, able to load the rod and cast out middle to large size lures. For targets are around 5kg, anglers will be able to lure-out the fish by analyzing the landscape and currents or efficiently cast out to feeding frenzies out in the open. Once the fish is on, the stiff characteristics of the rod will soon transform into a tenacious rod, absorbing the violent power of the blue-runners thrashing along the rocks.

Rod Detail

Avarice • Reel seat (Fuji)
 / 103M • DPS18 Down lock / 106MH&110H • DPS20 Down lock
 Technology of TORAY is loaded to blank of rod
 that "NANO" is on following the model name.



MonsterImpact • Reel seat (Fuji)
 Spinning model
 / 101HH&110HH • DPS20 Down lock
 Overhead reel model
 / 110HH HIRA • TCS18 / 110HH Blue • T-DPS20-Down lock

Grip end / Avarice : EVA
 / MonsterImpact : BRC



Avarice	Avarice	Avarice	MonsterImpact	MonsterImpact	MonsterImpact	MonsterImpact
103M Nano	106MH Nano	110H Nano	101HH Nano / Spinning	110HH / Spinning	110HH HIRA / Bait Casting	110HH Blue / Bait Casting
Lure MAX 40 g	Lure MAX 50g	Lure MAX 60g	Lure MAX 60g	Lure MAX 60g	Lure MAX 70g	Lure MAX 70g
Line MAX Pe 1.5	Line MAX Pe 2	Line MAX Pe 2.5	Line MAX Pe 3	Line MAX Pe 3	Line BEST Pe 2.5	Line MAX Pe 3
Price	Price	Price	Price	Price	Price	Price
Lt:10ft 3in CL-Lt:1600mm Grip-Lt:584mm End-Lt:425mm Wt:198g	Lt:10ft 6in CL-Lt:1640mm Grip-Lt:618mm End-Lt:435mm Wt:219g	Lt:11ft CL-Lt:1730mm Grip-Lt:628mm End-Lt:455mm Wt:253g	Lt:10ft 1in CL-Lt:1585mm Grip-Lt:624mm End-Lt:441mm Wt:270g	Lt:11ft CL-Lt:1735mm Grip-Lt:645mm End-Lt:466mm Wt:274g	Lt:11ft CL-Lt:1735mm Grip-Lt:670mm End-Lt:504mm Wt:282g	Lt:11ft CL-Lt:1735mm Grip-Lt:716mm End-Lt:504mm Wt:282g
Tip:2.1mm / Butt:14.9mm Sec:2pcs / Spigot Ferrule SIC Titanium frame K Guide	Tip:2.2mm / Butt:16mm Sec:2pcs / Spigot Ferrule SIC Titanium frame K Guide	Tip:2.2mm / Butt:16.9mm Sec:2pcs / Spigot Ferrule SIC Titanium frame K Guide	Tip:2mm / Butt:16.7mm Sec:2pcs / Spigot Ferrule SIC Titanium frame K Guide	Tip:2.2mm / Butt:16mm Sec:2pcs / Put over Ferrule SIC Titanium frame K Guide	Tip:2.2mm / Butt:16mm Sec:2pcs / Put over Ferrule SIC Titanium frame K Guide	Tip:2.2mm / Butt:16mm Sec:2pcs / Put over Ferrule SIC Titanium frame K Guide

RunnerExceed

RunnerExceed / Shore-Casting Series

Exceed = to be superior, go beyond and to excel.
 We have successfully produced a rod with the contradicting traits of sharpness when casting and controlling while having the tenacity and bend when loaded. They say, "Persuasion is often more effective than force". It took us a while to produce, but we are finally happy with the product. You will surely be surprised with its lightness and controllability once you take hold of this rod. This rod will put the angler in an advantageous position at the hardest of times when land-based fishing for the blue-runners.

We present you Basic model, Plugging model and Final Stand Up for monster hunter. Our answer to your challenges are here.

RunnerExceed 102M Nano PlugModel

The long awaited lighter plugging model has been produced in the Runner Exceed lineup. With its soft tip section, anglers will be able to utilize lures ranging from 20g minnows, medium size diving pencil and even jigs weighing up to 90g when the bite range is far and deep. It is ideal for anglers targeting Kingfish and Amberjacks to 5kg and Yellow-tail weighing up to 10kg. The Nano blank will allow for a speedy and efficient fight using the repulsive force of the rod.

RunnerExceed 104H Nano PlugModel

This land-based blue-runner rod was built with the purpose of practicality and power. The flexibility was the most important aspect for the development of the rod. While being able to easily control diving pencils through its soft tip, once the rod is loaded with the fish, it will exhibit its true power and potential. Compared to the current 103H, more flexibility is given to the belly section, allowing for anglers to lift the rod higher to withstand the final thrust of the fish in close range.

RunnerExceed 911MH Nano

We refined the 911EMH blank and employed the new NANOALLOY® material for a sharper casting feel and long castability while giving the angler better balance during the fight. It is an ideal rod for targeting 5-6kg blue-runners from the rocks with the ability to also handle the unexpected 10kg class fish. This versatile rod will allow anglers to utilize both jigs and plugs for any given situation and possesses the power to lift 3-4kg fish out of the water with the rod. With its ability to cast a mile with jigs up to 100g, the ideal length to maneuver the jig with the rod under your armpits and absolute balance and flex so the fish doesn't violently thrash about, this rod will surely be your next right arm.

RunnerExceed 103H

This is a power up model of the 911MH for use with both jigs and plugs targeting blue-runners around the 10kg mark. Although the cast feeling is sharp, the 103 length of the rod will load up nicely to apply pressure to the fish. For those anglers who prefer the use of plugs, the sharp casting feel will be ideal for you. Anglers will be able to utilize both poppers and pencil type lures with a more manual action.

RunnerExceed 105BHH Nano / Bait Casting Model

This long awaited model has undergone grueling testing for over 2 years and it is finally ready for anglers go after the massive size (10-20kg) blue-runners (Tuna, Kingfish, Amberjacks and GT) as its main target from land base with the use of an overhead reel (bait-reel). Its casting feel is stress free and anglers will be able to achieve amazing casting distance. (During the testing period, our tester landed GTs up to 40kg from the pier) In comparison to the 105BXH, the bending point is closer towards the butt, allowing a more stable fight in uneven footing off the rocks, giving that much needed advantage to the angler. With the use of the Nano material, the response is great with the rod transmitting vital information through the rod. The guides have also been set ideally for smooth extraction of large line systems using SS assist lines. The forward grip has also been shaped especially for anglers to utilize the unique hand-drag system for overhead reels.



FINAL STAND UP

For anglers who like the challenge of fishing from rocks or piers, this is the perfect rod when going after monsters such as GT, Dogtooth tuna, Amberjacks, Kingfish etc. Proper balance is essential and fishes often take advantage to bust your line should you fail to maintain tension on the line. This rod is good qualities of balance, bending and taper to maintain the lifting position. Both models of spinning and overhead are breakthroughs in blank design with superior characteristics.

RunnerExceed FINAL STAND UP 100SXH

We created this rod for beginners but is will also satisfy the experts due to its ability of casting large lures ranging from 80gm - 150gm. With careful guide settings, it can handle long leaders. A carefully placed grip ensures a nice bend when loaded.

RunnerExceed FINAL STAND UP 105BXH / Overhead Reel Model

This is a bait casting rod created especially for the hardcore anglers who have mastered the art of casting and fighting at the highest level. This rod consistently delivers accurate and stress free casting, handling an array of lures from pencil type to poppers and fighting fishes over 40kg and yet having enough power in its blank for more.

Rod Detail

RunnerExceed • Reel seat (Fuji)
 / Spinning • DPS20 • Up lock / 105BHH Overhead Reel Model • T-DPS22 • Down lock


Grip end / All models on this page : BRC

Technology of TORAY is loaded to blank of rod that "NANO" is on following the model name.



®NANOALLOY® is a registered trademark of TORAY

FINAL STAND UP • Reel seat (Fuji)
 100SXH Spinning • DPS22 • Down lock
 / 105BXH Overhead Reel Model • T-DPS22 • Down lock



RunnerExceed	RunnerExceed	RunnerExceed	RunnerExceed	RunnerExceed	RunnerExceed	RunnerExceed
102M Nano / PlugModel	104H Nano / PlugModel	911MH Nano	103H	105BHH Nano / Bait Casting	100SXH FINAL STAND UP	105BXH / Bait Casting FINAL STAND UP
Lure Plug 20~70g	Lure Plug 40~120g	Lure MAX Jig 100g / MAX Plug 80g	Lure MAX Jig 130g / MAX Plug 90g	Lure MAX 160g	Lure MAX 160g	Lure MAX 180g
Line Pe 1.5~3	Line Pe 4~6	Line MAX Pe 4	Line MAX Pe 5	Line MAX Pe 8	Line MAX Pe 10	Line MAX Pe 10
Price	Price	Price	Price	Price	Price	Price
Lt: 10ft 2in CL-Lt: 1590mm Glip-Lt: 694mm End-Lt: 459mm Wt: 290g Tip: 2.6mm / Butt: 16.5mm Sec: 2pcs / Spigot Ferrule SIC Titanium frame K Guide	Lt: 10ft 4in CL-Lt: 1615mm Glip-Lt: 764mm End-Lt: 529mm Wt: 327g Tip: 2.5mm / Butt: 16mm Sec: 2pcs / Spigot Ferrule SIC Ocean guide	Lt: 9ft 11in CL-Lt: 1560mm Glip-Lt: 694mm End-Lt: 459mm Wt: 306g Tip: 2.6mm / Butt: 17.1mm Sec: 2pcs / Spigot Ferrule SIC Titanium frame K Guide +SIC Ocean guide	Lt: 10ft 3in CL-Lt: 1615mm Glip-Lt: 729mm End-Lt: 494mm Wt: 327g Tip: 2.7mm / Butt: 17mm Sec: 2pcs / Put over Ferrule SIC Titanium frame K Guide +SIC Ocean guide	Lt: 10ft 5in CL-Lt: 1630mm Glip-Lt: 803mm End-Lt: 510mm Wt: 394g Tip: 3.1mm / Butt: 19.4mm Sec: 2pcs / Spigot Ferrule SIC Ocean guide	Lt: 10ft CL-Lt: 1626mm Glip-Lt: 848mm End-Lt: 510mm Wt: 439g Tip: 2.7mm / Butt: 18mm Sec: 2pcs / Spigot Ferrule SIC Ocean guide	Lt: 10ft 5in CL-Lt: 1626mm Glip-Lt: 803mm End-Lt: 520mm Wt: 439g Tip: 2.7mm / Butt: 18mm Sec: 2pcs / Spigot Ferrule SIC Ocean guide

2018 New Model

RunnerExceed 100SHH LIMITED

Shore-Casting Series

The RunnerExceed 100SHH/Limited is scheduled to be released in the spring of 2018 as a limited edition for production. It is a lightweight, highly repulsive tuned model that absorbs the impact from the fish while swiftly recovering its original form. It is composed of 2 different types of highly repulsive materials for anglers to challenge their limits against monstrous targets.

While the rod possesses the power for land-based GT fishing off the rocks or breakwaters, its lightness and lifting power will support the anglers at the moment most needed. We recommend anglers to try this rod for land-based fishing targeting massive blue-runners and GT where your usual blue-runner rod won't cut it. Ideal to go head to head against monstrous Amberjacks and supersiz Kingfish lurking in the shallow areas.

Our goal was to create a rod that possess the power of an XH class rod while having the lightness of a H class blue-runner rod.

The whole rod is stiff including the tip section, able to sharply cast out lures with the strong repulsive force from the blank. Anglers can not only comfortably cast and control large lures weighing 150g, but can also cast out smaller lures weighing 40g by loading the rod with the weight of the lure. With the strong repulsive force, the rod is also ideal for use with jigs. Anglers will easily be able to aggressively fight fish around 10kg with the outstanding lift power and tenacity.

Compared to the Final Standup SXH, this 100SHH/LIMITED is milder on the anglers' body, bending more near the butt section for a more H class feeling of a rod. This is a highly resilient carbon rod not only ideal for anglers targeting monstrous size blue-runners but also great as a entry level land-based GT rod.

NANOALLOY
TECHNOLOGY

©NANOALLOY® is a registered trademark of TORAY



Rod Detail

Reel seat / DPS22(Fuji)
Down lock

Grip end / BRC

2018 NEW RunnerExceed

100SHH / LIMITED

Lure
MAX 150g
Line
MAX Pe 8
Price

Lt: 10ft
CL-Lt: 1579mm
Grip-Lt: 848mm
End-Lt: 518mm
Wt: 405g
Tip: 3mm / Butt: 18.2mm
Sec: 2pcs / Spigot Ferrule
SIC Ocean guide(Fuji)



BrownTrust

For Large Japanese Huchen and White spotted Char

The BrownTrust was developed to target the Japanese Huchen and White spotted Char (both a type of trout) in northern Japan. The trout game in the northern area of Japan is in some of the harshest conditions. One must hike 16~20kg in a days fishing, walking upstream through the dense forest and thick snow. Furthermore, the fight against the large Japanese Huchen in the structure filled stream is in another category compared to your ordinary trout game. In order to give advantage to the anglers in these harsh conditions, we have finally created the ultimate blank for the BrownTrust through years of field test and research and development.

The BrownTrust is not a rod for your average angler to simply enjoy fishing. Only those explorers who dream of the trophy under these harsh, challenging environmental conditions will understand the true value of this rod.


BrownTrust 72

The high elasticity blank in the BrownTrust72 did not simply create rod power but has allowed anglers to accurately cast out large lures and spoons with a short stroke required when surrounded by thick vegetation. It is also equipped with the ability for anglers to manually maneuver the lure with its highly sensitive blank.

The absolute power of the rod is particularly notable as angles will be able to capture the direction and movement of the fish and overcome its pulling strength when fighting against large fish.

With the developmental concept being so particular (capturing monstrous trout in this unique field conditions), anglers will not be able to enjoy the fight of a small 45 cm trout as the rods true essence can only be experienced with fish over 60 cm.

With the minimum short length and light weight settings packed into this powerful blank, the true value of the BrownTrust72 will only be felt for those anglers who go through the strenuous hike and hook up that monstrous trout we all dream about.



When taking into consideration the harsh environment and field conditions, we have loaded the rod with SIC titanium frame K guides instead of the Torzite. We have employed our original wooden spacer for the reel seat. We have made it as simple as possible. The guide thread and blank is also black.

※The BrownTrust comes with an original rod bag. When storing it away, please lay the bag on a flat surface and then slide the rod into the bag to avoid any possible breakage of the tip section. The rod is build up of high elasticity carbon and is fragile when pressure is applied to a single section.

Rod Detail

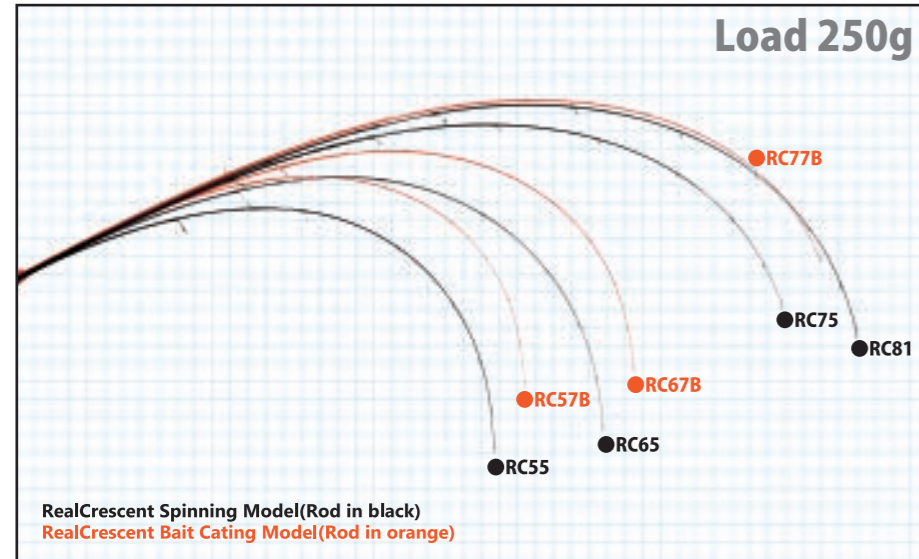
Reel seat /
Original wooden seat
-Down lock

BrownTrust 72

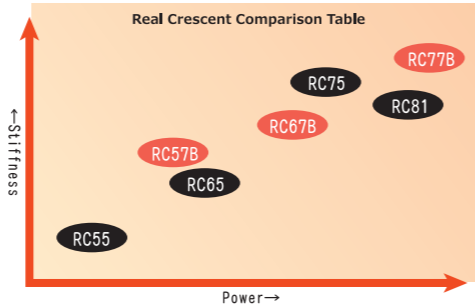
Lure/ComfortWeight
18g
Line
Pe 1~1.5
Price

Lt: 7ft 2in
CL-Lt: 1837mm
Grip-Lt: 427mm
End-Lt: 305mm
Wt: 150g
Tip: 2.1mm / Butt: 10.4mm
Sec: 2pcs / Grip-Joint
SIC Titanium frame K Guide (Fuji)


RealCrescent Static load comparison of RealCrescent (250g load)



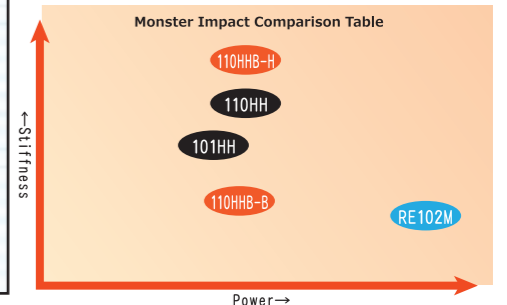
On the left, you can see a comparative diagram of the bend curve of the new RealCrescent series with a static load of 250g. The most basic light game model is the RC-65. The RC-55 is designed for use with a singular body jig-head and the RC-75 is for use with Carolina rigs and metal jigs. The RC-81 seems to be the strongest rod but able to utilize a variety of lures with flexibility of the whole rod. As for the bait-casting models, the RC-57 is designed for use with singular body jig-heads and the RC-67 is ideal for both the jig-head and small lures. The RC-77 is the stiffest model of the series, suited for bottom knocking and dragging techniques to target rockfish and bream game. In the diagram, you may notice that the RC-81 and RC-77 have a similar bending curve and power, however they have a totally different characteristics with the 77 being much stiffer while the 81 being more flexible.




MonsterImpact Static load comparison of MonsterImpact (2kg load)



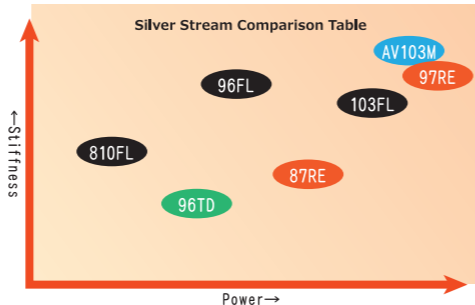
On the left, you can see a comparative diagram of the bend curve of the Monster Impact series designed for both the Hirasuzuki (black-fin seabass) and blue-runners with a static load of 2kg. We have also included the 102M of the RunnerExceed series as a reference. In the Monster Impact series, both the spinning and bait-casting models possess similar power class with each individual model distinguished by stiffness and taper. The stiffest and most tenacious blanks have been used for the 110HH and 110HH bait-casting model HIRA giving it the sharpest feel of the series. With similar power class, the 101HH is designed with a softer tip section and will bend nicely to load the rod while the 110HH bait-casting model (for blue-runners) also designed to load the tenacious blank. All models are equipped with a tip capable of casting and controlling sizable blue-runner lures, and are either distinguished by stiffness and power to stop the fish or tenacity to absorb the thrashing of the blue-runners.



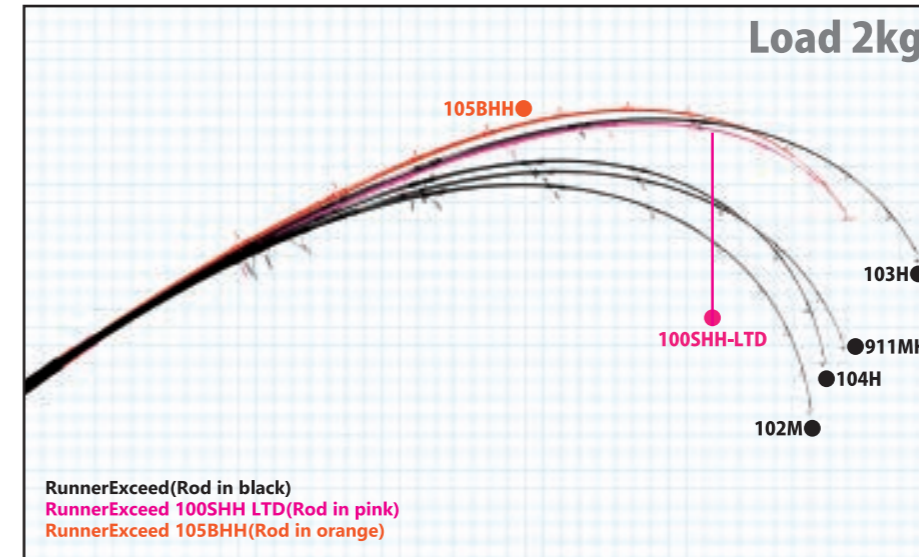
SilverStream Static load comparison of SilverStream (1kg load)



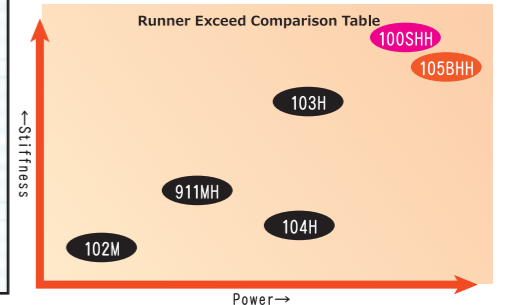
On the left, you can see a comparative diagram of the bend curve of the seabass and red-eye models in the Silver Stream series with a static load of 1kg. As a reference, we have also presented the 103M Avarice, which has similar characteristics to the 103 Flows. In the Silver Stream series, the Tradition has a somewhat slow taper design with Flows being regular/fast taper and the Red-Eye models having a powerful butt section with a regular taper. The handling of the rod is similar to what you can see in the diagram, but its true power and potential will only be seen when more weight is loaded on the rod. It is not simply a stiff rod but designed to produce its true power as more weight is loaded on the rod. The 96 Tradition and 103 Flows have a moderate casting feel while the 810 and 96 Flows will cast out with the help of its sharpness and repulsive force. The tenacious 87 and 97 Red-Eye will cast out best by loading the rod and increasing your head-speed.



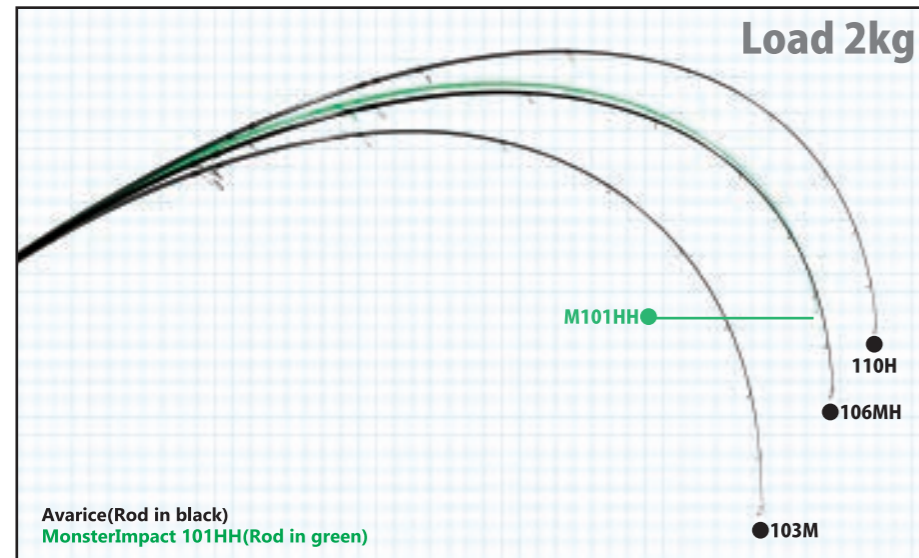
RunnerExceed Static load comparison of RunnerExceed (2kg load)



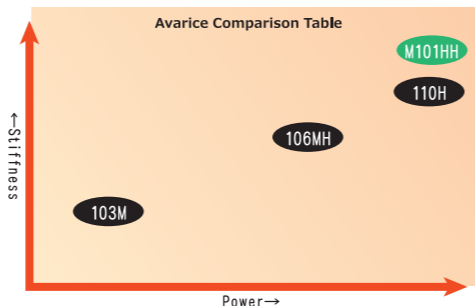
Presented here are the bending curves of the RunnerExceed series with a still weight of 2kg. The 103H and the 104H have similar butt power, yet having very different characteristics. The stiffer 103H is ideal to control jigs and plugs, aggressively stopping the violent fish. In contrast, the more giving 104H is developed to control the more sensitive diving pencils while possessing the repulsive force once loaded, which are distinctive features of the Nano material. The 100SHH LTD is similar in this respect, possessing outstanding repulsive power to lift the fish. Although it seems to be bending more than the 103H in the diagram, it is a more powerful rod. If you prefer a sharper rod to control jigs and poppers, we recommend the 911MH or 103H, whereas the 102M or 104H are more suitable for anglers who predominantly use diving pencils. Please refer to the comparison between the Final Standup series with the 105BHH and 100SHH.



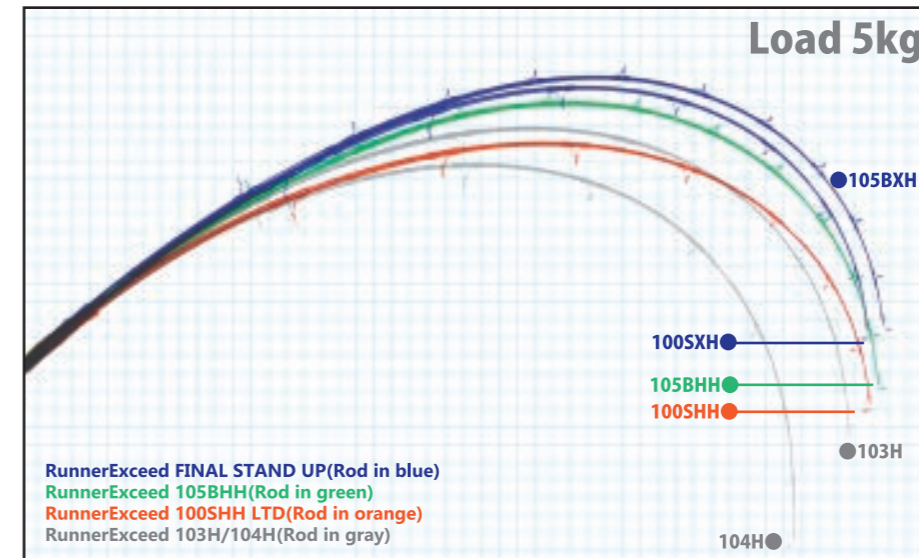
Avarice Static load comparison of Avarice (2kg load)




On the left, you can see a comparative diagram of the bend curve of the Hirasuzuki (black-fin seabass) models in the Avarice series with a static load of 2kg. The Avarice series have been composed with extra reinforcement in the blank to enable anglers to punch out their lures in strong headwinds and load the rod to fight the fish. The 110H is most noteworthy with power to go head to head with blue-runners around 5kg yet possessing the sensitivity and lightness to utilize minnows. In contrast to the Monster Impact series designed for both the blue-runners and Hirasuzuki, the Avarice series have a more delicate tip section to improve the controllability of lighter minnows most suited for the Hirasuzuki game. The 103M has the most flexible blank for use in flat rock formations, whereas the 106MH and 110H models are designed for the toughest of situations casting from rough rock formations.



RunnerExceed FINAL STAND UP Static load comparison of FINAL STAND UP (5kg load)



Presented here are static load of 5kg loaded onto the RunnerExceed Final Standup models. Final Standup are the ultimate land-based models to target the GT and other monstrous species off the rocks and the 105BHH and the 100SHH follow in the footsteps. Please refer to the comparison below to check for power settings. The 103H, 100SXH and 105BXH are equipped with overwhelming power and stiffness while the 104H, 100SHH and 105BHH are composed of the Nano blank that helps anglers endure the thrashing of the fish by loading the rod and utilizing its repulsive force to lift the fish. The 100SHH is especially a highly repulsive model with the unique composition of different types of carbon material. Although it is a powerful model, anglers will easily be able to cast and control their lures while possessing a contradictory sharp feel to its flexible blank.



※The bending curves presented in the diagram are all set with a reel while loading the blank with a static load. Please note that this diagram does not indicate the repulsive force of the rod. Also, the bending curve of the rod does not fully exhibit the rods characteristics. For a more comprehensive understanding of the rods true characteristics, please take into consideration the bending curve, rod specification and comparison of characteristics. The load on the body will feel different for each individual bending the rod. The Static load comparison is simply a reference.

※To our dear customers, Big game fishing from shores is a high risk activity. Avoid fishing alone and always adopt a safety first attitude. The fish that you hook up may be beyond your capabilities. As the fish is literally fighting for its life, bear in mind accidents can happen and always use the best fishing equipment and never overestimate your own strength and abilities.



Off-Shore Game

BIG TUNA
Aquila
Ultimo
OceanRidge
GTXpedition
SELFISH
OceanArrow
OceanArrow Snapper



2018 NEW

TUNA Game Series
OceanRidge
BIG TUNA 76

OceanRidge BIG TUNA

Tuna game series

Japan has many areas where the locals can enjoy big game fishing targeting GTs over 50kg or Bluefin tuna above 100kg. What are the requirements for such a rod? Casting ability? Power? Strength?.....while all these are important factors, we believe that a true big game rod is when the average angler is able to handle it. Taking the limits of a human body into account, a fine balance is needed as such with years of experience in this field, we at Ripple Fisher develop rods such to assist the anglers to conserve their energy particularly when the fish is fighting aggressively.

In 2018, BIG TUNA 76 is released for anglers who aim TUNA over 200kg. The 'OceanRidge' series is your faithful partner when faced with this once in a life time opportunity.

OceanRidge **BIG TUNA 85F** JAPAN Special

This 85F will allow anglers to cast out small lures with great distance with the use of lines between PE3~6 and lures ranging from 18g ~ 120g. It is a tenacious and bendy rod so it is less likely for anglers to break the rod when high sticking. Use of general light tuna rods result in a long and grueling fight as anglers are worried about rod breakage or line breakages, however, this 85F is not a light tackle rod. It is a new generation of tuna rods which exceed the line and knot breakage specifications. Although it possesses the power to overcome Tuna exceeding 50kg, this tolerant rod will also be ideal for casting for targets such as Yellow-tails and Kingfish in your local waters.

OceanRidge **BIG TUNA 87** JAPAN Special

When targeting a selective fish like the Blue Fin Tuna, a rod must be able to handle various lures ranging from 30gm to 120gm. Furthermore with a monster class fish weighing over 100kg, a line rating of PE#12 is required. This posed contradictory requirements for rod builders like us. If we seek for casting distant, the rod power is sacrificed and if power is increased, lighter lures are unusable. So in order to meet both these requirements of power vs light lures on PE#12 line, we conducted extensive testing for the placement of the guides to overcome this challenge.

OceanRidge **BIG TUNA 85** JAPAN Special

Compared to the BIG TUNA 87, it has a sharper casting feel to it. The lifting power has also increased 10~20% compared to the TUNA 87 (has similar power as the TUNA710). It is a well balanced power model perfect for targeting Tuna exceeding the 50kg mark with the use of 40g~100g lures.

OceanRidge **BIG TUNA 710** JAPAN Special

In contrast to the 87, this rod is sharp when casting while possessing the tenacity and added lifting power. Although it is possible for anglers to high stick this rod to conserve energy, the lifting power will allow anglers to take initiative of the fight before it ends up becoming a long drawn-out battle. You could say that this rod will only show its true evolutionary characteristics to experienced anglers.

New OceanRidge **BIG TUNA 76** JAPAN Special

This model is for anglers with their sights on Bluefin tuna weighing over 200kg. Similar to the 73, this 76 is capable of not only casting large lures mostly used when the targets are feeding on dolphin fish (mahi-mahi), but also allows anglers to cast and control the lighter (60g) sinking pencils for smaller baits. The difference from the 73 will be the contrasting fight style. While possessing strong butt power to constantly apply pressure on the fish, we have drastically reduced the load on the angler by bringing the bending point closer to the angler, allowing for a prolonged fight.

OceanRidge **BIG TUNA 73** JAPAN Special

This model is for anglers with their sights on Bluefin tuna weighing over 200kg. Its castability is next to non, able to accurately hit feeding targets with large lures most productive when they are feeding on dolphin fish (Mahi-mahi). Being short in length and the stiffest model (after the discontinued 77International) in the series, it is most suited for anglers who have confidence in their strength and ability to go head to head with the monstrous tuna.

※Recently it has become possible to catch Blue-fin tuna with weight exceeding 200kg. However, there are also dangers involved when targeting tuna exceeding 100kg in rough conditions. Although models such as the BIG TUNA 76 and 73 are designed to target "Blue-fin tuna over 200kg", the specifications have been set and explanations written down with the assumption that the angler has sufficient strength, training and experience in the field.



The length of rear grips of BIG TUNA series are longer than others to be held on lower position. To reduce the physical burden of anglers from long period of fight, we recommend you to choose gimbal belt which can be equipped on lower position.

Rod Detail
 Reel seat / DPS20(Fuji)-Down lock
 BRC (made of rubber) is on the end of grip as a standard but you can select aluminum gimbal instead.
 If you are interested in it, please make inquiries to dealer in your region.

OceanRidge BIG TUNA	OceanRidge BIG TUNA	OceanRidge BIG TUNA	OceanRidge BIG TUNA	2018 NEW OceanRidge BIG TUNA	OceanRidge BIG TUNA
85F JAPAN Special	87 JAPAN Special	85 JAPAN Special	710 JAPAN Special	76 JAPAN Special	73 JAPAN Special
Lure 18~120g	Lure 30~140g	Lure 40~160g	Lure 40~160g	Lure 60~180g	Lure 60~180g
Line Pe 3~6	Line Pe 6~12	Line Pe 6~12	Line Pe 6~12	Line Pe 8~12	Line Pe 8~12
Price	Price	Price	Price	Price	Price
Lt: 8ft 5in CL-Lt: 1880mm Glip-Lt: 798mm End-Lt: 520mm Wt: 370g	Lt: 8ft 7in CL-Lt: 1905mm Glip-Lt: 833mm End-Lt: 520mm Wt: 431g	Lt: 8ft 5in CL-Lt: 1850mm Glip-Lt: 833mm End-Lt: 520mm Wt: 434g	Lt: 7ft 10in CL-Lt: 1672mm Glip-Lt: 838mm End-Lt: 520mm Wt: 393g	Lt: 7ft 6in CL-Lt: 1575mm Glip-Lt: 838mm End-Lt: 520mm Wt: 398g	Lt: 7ft 3in CL-Lt: 1515mm Glip-Lt: 838mm End-Lt: 520mm Wt: 406g
Tip:2.3mm / Butt:15.3mm Sec: 2pcs / Glip-Joint SIC Titanium frame K Guide+ SIC Ocean guide	Tip:2.9mm / Butt:16.8mm Sec: 2pcs / Glip-Joint SIC Ocean guide	Tip:2.9mm / Butt:16.8mm Sec: 2pcs / Glip-Joint SIC Ocean guide	Tip:3mm / Butt:15.7mm Sec: 2pcs / Glip-Joint SIC Ocean guide	Tip:3.0mm / Butt:15.2mm Sec: 2pcs / Glip-Joint SIC Ocean guide	Tip:3.5mm / Butt:15.2mm Sec: 2pcs / Glip-Joint SIC Ocean guide

Aquila

Boat casting game series

The Aquila series are the rods to support your boat casting game for Bonito's, Dorado's to various blue runner species, in addition to the large Kingfish, Yellow-fin Tuna's and Blue-fin Tuna's. The possibilities of the boat game are forever increasing in diversity, allowing anglers to lure out targets to the surface previously never attempted. With the evolving lures/lines on the market and the increasing size of the targets becoming more and more selective, the expectations towards the ability of the rods are also advancing.

The blanks of the Aquila series have been developed with the combining capabilities of lightness, castability and outstanding butt power. Without total balance of your tackle, we believe that it will not be possible to capitalize on the very rare chance of a big hit presented to you in the boat game.

We have categorized and renewed the labeling of the power class of the line-up for easier distinctions between the various models. The four types include the "Basic", "Sensitive", "Extreme" and "Monster".

Aquila 74M / Basic type

This model is for anglers who prefer using light tackle on Yellowtail or Kingfish. With a shorter length, an underarm cast is possible while it efficiently works the lure for that special moment. (Previous name:743)

Aquila 81M / Basic type

This is the long length model of the Aquila 74M which was designed for casting. It is not only great for large Dorado's and bonito's, but it is also ideal for light tackle Kingfish or yellowtail casting game. During the testing, it landed an 80kg bluefin tuna under 50 minutes, proving its true potential, even though it is a light game rod. (Previous name:813)

Aquila 87MH / Basic type

In the heated tuna game where countless boats are chasing the same pack, this rod was designed to enable anglers to cast super small - medium size lures a great distance. It is a model between the Aquila 81M and 82H. The lightness and sharpness is somewhat similar to the Aquila 813. The grip has been extended to handle the long and grueling fight against the Tuna. (Suggested target size : ~50kg) (Previous name:874)

Aquila 74MH Nano / Sensitive type

This rod is ideal for targeting Kingfish off charter boats which require anglers to under-cast their lures. It is also suited for your usual overhead casting techniques in smaller boats. Although the tip section is slightly more flexible than the previous model, the blank has a more powerful and speedy lift power allowing anglers to maintain the initiative. With the new guide settings, we have managed to reduce any line trouble and increased the casting distance when under-casting. (Previous name:745)

Aquila 82H / Sensitive type

This is another model designed with space constraint in mind. The tip section differs from the rest of the Aquila series, it has a fine tip section and good flexing power enabling an underarm cast. With minimal "kick back", your lure will be catapulted further with little effort. Handling of the rod feels natural and effortless. The fine tip section also presents more controllability. Using short jerking motion will impart a more natural action. It has all the hallmarks of the Aquila series renowned for its casting qualities while possessing a lighter tip section. The butt section is strong enough to withstand a 10kg fish in shallow waters. (Previous name:825)

Aquila 78MH Nano / Extreme type

The "Aquila 78MH Nano" has the sharpest blank settings of the series. It is ideal for anglers who like a more manual control of their lure. With the same concept as the original model, it has the sharpest casting feel and lure operability while enhancing the response and lifting speed. When the anglers are able to utilize this rod to its true potential, it will be your next best friend. Also casting distance due to the guide settings is noteworthy, rivaling those of an 8ft class rod. It is an ideal rod for your local to exotic fishing destinations targeting Yellow-tail, Kingfish and Tuna weighing up to 50kg. (Previous name:785)

Aquila 85H Nano / Extreme type

Tuna/Kingfish rod using extra small lures. We have made the tip section of the "Aquila 81H Nano" slightly more flexible and the load of the fish closer towards the angler. This has reduced the strain on the angler for long grueling fights against Tuna while allowing anglers to utilize a wider array of lures. You will even be able to utilize 30-40g lures and rocket them out to feeding frenzies. The blanks of 85H that has been made an adjustment to be added more flexibility on tip section and more tenacity power on butt section without losing sharpness and toughness. (Previous name:856)

Aquila 81H Nano / Extreme type

Although it has a sharp casting feel, once the fish is on, you will notice its tenacious characteristics. Anglers will be able to experience what the "Nano" is through this model. "Nano" material will support a sudden dive of the fish and creating amazing lifting power. If you need 1 rod to target large Kingfish using lures weighing above 60g, then this is the one. It is also a great light tackle rod for your GT game. (Previous name:815)

Aquila 85H+ / Monster type

The Aquila-Monster type is especially designed with the concentrated ability to go head to head with large monstrous Kingfish. However, it is not simply a rod with great power, but also has the lightness and great balance for anglers to cast all day to lure out the targets and ability to respond to sudden runs vertically and horizontally. We were also insistent on where the pivotal point of the bend curve is positioned when the rod is loaded. Anglers will be able to maintain their balance while fighting on the bow of the boat as the load is set closer to the body of the angler. The 85H+ is designed for use with 40 ~ 120g lures, casting long distances from the bow of medium to large size charter boats.

Aquila 711HH+ / Monster type

Like the 85H+ Monster, the 711HH+ Monster is also designed to target large size Kingfish. It is a model especially designed for those situations where your target is feeding on large bait-fish like small dorado's, flying-fish etc and need to cast large/heavy lures around 150g. As you are able to cast from around 80g, it is also ideal for medium to small boats or anglers who prefer to challenge themselves with a heavier drag near shallow waters with heavy snags. Similar to the 85H+, the smooth bend curve will transfer the load closer to your body for a more stable fight position.


Rod Detail

Reel seat/ 74M • 81M DPS18 / Rest of All DPS20(Fuji)
78MH • 85H+ • 711HH+ / Up lock / Rest of All Down lock
Grip end / EVA:74M • 81M Rest of All BRC

NANOALLOY® technology of TORAY is loaded



®NANOALLOY® is a registered trademark of TORAY



Aquila	Aquila	Aquila	Aquila	Aquila	Aquila	Aquila	Aquila	Aquila	Aquila
74M	81M	87MH	74MH	82H	78MH	85H	81H	85H+	711HH+
Lure/Comfort Wt 30~40g	Lure/Comfort Wt 40~60g	Lure/Comfort Wt 20~60g	Lure/Comfort Wt 40~100g	Lure/Comfort Wt 40~100g	Lure/Comfort Wt 60~120g	Lure/Comfort Wt 40~110g	Lure/Comfort Wt 60~120g	Lure/Comfort Wt 40~120g	Lure/Comfort Wt 80~180g
Line MAX Pe 3	Line MAX Pe 3	Line MAX Pe 4	Line MAX Pe 5	Line MAX Pe 6	Line MAX Pe 5	Line MAX Pe 6	Line MAX Pe 6	Line MAX Pe 7	Line MAX Pe 8
Price	Price	Price	Price	Price	Price	Price	Price	Price	Price
Lt: 7ft 4in CL-Lt: 1692mm Grip-Lt: 626mm End-Lt: 439mm Wt: 200g Tip:2mm / Butt:3.5mm Sec: 2pcs / Grip-Joint SIC Titanium frame K Guide	Lt: 8ft 1in CL-Lt: 1921mm Grip-Lt: 626mm End-Lt: 439mm Wt: 225g Tip:2mm / Butt:4.3mm Sec: 2pcs / Grip-Joint SIC Titanium frame K Guide	Lt: 8ft 7in CL-Lt: 1905mm Grip-Lt: 793mm End-Lt: 500mm Wt: 345g Tip:2.4mm / Butt:4.9mm Sec: 2pcs / Grip-Joint SIC Titanium frame K Guide +SIC Ocean guide	Lt: 7ft 4in CL-Lt: 1645mm Grip-Lt: 688mm End-Lt: 440mm Wt: 300g Tip:2.3mm / Butt:3.8mm Sec: 2pcs / Grip-Joint SIC Titanium frame K Guide +SIC Ocean guide	Lt: 8ft 2in CL-Lt: 1864mm Grip-Lt: 723mm End-Lt: 480mm Wt: 329g Tip:2.4mm / Butt:3.5mm Sec: 2pcs / Grip-Joint SIC Titanium frame K Guide +SIC Ocean guide	Lt: 7ft 8in CL-Lt: 1715mm Grip-Lt: 718mm End-Lt: 488mm Wt: 300g Tip:2.4mm / Butt:3.5mm Sec: 2pcs / Grip-Joint SIC Titanium frame K Guide +SIC Ocean guide	Lt: 8ft 5in CL-Lt: 1895mm Grip-Lt: 738mm End-Lt: 480mm Wt: 344g Tip:2.6mm / Butt:3.5mm Sec: 2pcs / Grip-Joint SIC Titanium frame K Guide +SIC Ocean guide	Lt: 8ft 1in CL-Lt: 1824mm Grip-Lt: 723mm End-Lt: 480mm Wt: 313g Tip:2.7mm / Butt:3.4mm Sec: 2pcs / Grip-Joint SIC Titanium frame K Guide +SIC Ocean guide	Lt: 8ft 5in CL-Lt: 1925mm Grip-Lt: 768mm End-Lt: 503mm Wt: 385g Tip:2.7mm / Butt:3.6mm Sec: 2pcs / Grip-Joint SIC Titanium frame K Guide +SIC Ocean guide	Lt: 7ft 11in CL-Lt: 1755mm Grip-Lt: 768mm End-Lt: 503mm Wt: 380g Tip:2.7mm / Butt:3.2mm Sec: 2pcs / Grip-Joint SIC Titanium frame K Guide +SIC Ocean guide

about Aquila 85H+ & 711HH+

Aquila 85H+ Monster / Aquila 711HH+ Monster models are especially designed to target large Kingfish. The plus (+) symbol indicates that these models have increased in tenacity, adjusted the bending point and increased the power in the blank. However, this increase in power and tenacity does not suggest that it is simply stiffer, but demonstrates that it is a tuned model that has increased the power in the butt section yet allowing the angler to fight with ease. It has a totally different characteristic compared to the other H class models with a mild feel to it.

Ultimo

GT game series

The Ultimo Series are the core of Ripple Fisher's GT rods. The series are able to handle a variety of lures from pencil type to popping type lures while having a light, yet very responsive blank for anglers to cast throughout the day.

Although the rod may seem simple with its easy castability and controllability, the butt power is outstanding and we have set an ideal loading point for anglers to be able to maintain their balance with a heavy load.

In addition, we re-examined our lineup and made some adjustments to the labeling of the power class and blank adjustment. These adjustments are not to renounce the previous models or settings but to keep up with the ever changing and evolving GT fishing scene, not only as a single model but as a series. The Ultimo series are a fusion of modern GT fishing combined with Ripple Fisher's long experience in rod building.



Ultimo 711ML

This is a lighter model ideal for anglers with a smaller build and female anglers who have never experienced our Ultimo series. It is also ideal for anglers targeting large Kingfish and Tuna's up to 50kg with the use of lures around 100g. We believe that you will feel the sharpness, lightness and overall controllability of the rod once you fish with it. Anglers will be able to cast throughout the day stress free and apply high pressure on the fish with little effort during the fight.

Ultimo 83ML

This rod is ideal for targeting not only GTs, but also monstrous Kingfish and Tuna up to 50kg from the bow of medium to large size charter boats. It is a well balanced rod with great casting distance, controllability and lightness. Even beginners and less masculine anglers will be able to cast a mile with lures exceeding 150g by loading up the rod and using its repulsive force. The unique characteristics of the ML class rods use the bend of the whole rod when casting and fighting of the fish. Therefore, it is not suited for the application of the NANOALLOY® technology. Furthermore, the 83ML is the most flexible rod in the Ultimo series and can be classed as a rod between the BIG TUNA series and the Ultimo. Anglers will require the least amount of strength when fighting the fish, as the rod exceeds its line class potential.

Ultimo 79M Nano

The 79M Nano is a powerful and maneuverable short length rod. With its short length, it is ideal for anglers who prefer to fish from the stern or middle section of small, medium and large charter boats using the bend of the blank to your advantage. It's a perfect rod for experienced smaller built or female anglers. Although the butt section is a M class rod, the tip section is stiffer allowing anglers to have better command of their casting and control of their lures.

Ultimo 83M Nano

This rod is ideal for targeting not only GTs, but also monstrous Kingfish and Tuna up to 50kg from the bow of medium to large size charter boats. It is a well balanced rod with great casting distance, controllability and lightness. Even beginners and less masculine anglers will be able to cast a mile with lures exceeding 150g by loading up the rod and using its repulsive force. The unique characteristics of the ML class rods use the bend of the whole rod when casting and fighting of the fish. Therefore, it is not suited for the application of the NANOALLOY® technology. Furthermore, the 83ML is the most flexible rod in the Ultimo series and can be classed as a rod between the BIG TUNA series and the Ultimo. Anglers will require the least amount of strength when fighting the fish, as the rod exceeds its line class potential.

Ultimo 80MH Nano

80MH is an almighty model with a combination of long length and power. It is a versatile rod able to utilize in any given boat or field with the use of pencil type lures to medium mouth poppers. However, with the somewhat stronger rod settings, the angler needs to be well built or strong. With strength and experience, this rod will respond to the anglers powerful lifting and fight giving you that advantage required for monstrous fish. It is a best matched rod for the GT game which require long casting in shallow waters where anglers are required to take initiative.

Ultimo 82H Nano

82H Nano is a power up version of the 83M which is able to cast even further with the right technique and swing through. In addition, the sharper rod will allow anglers to cut through strong head winds when casting and utilize body weight transfer to lift the fish during the fight. This rod will become your next best friend for those anglers who prefer or require a speedy/powerful fight in rough underwater terrain.


Ultimo 710H Nano

The short length 7ft 10inch was set for maneuverability and easy handling for use in small to medium size boats. You will be pleasantly surprised with its long casting ability despite its short length. Anglers will be able to utilize 80g pencil poppers, diving poppers to those heavier large mouthed poppers. The short length allows for a powerful fight and the NANOALLOY® material has added unique tenacity and stability to the blank. With the combined traits of castability, controllability and power, you could consider this the extreme model of the Ultimo series ready to go head to head with monstrous GTs exceeding the 50kg mark.

Rod Detail

Reel seat / DPS20(Fuji)-Up lock
Grip end / BRC

NANOALLOY® technology of TORAY is loaded



Ultimo	Ultimo	Ultimo	Ultimo	Ultimo	Ultimo	Ultimo
711ML	83ML	79M Nano	83M Nano	80MH Nano	82H Nano	710H Nano
Lure MAX 150g	Lure MAX 150g	Lure MAX 160g	Lure MAX 160g	Lure MAX 170g	Lure MAX 180g	Lure MAX 220g
Line MAX Pe 6	Line MAX Pe 6	Line MAX Pe 7	Line MAX Pe 7	Line MAX Pe 8	Line MAX Pe 8	Line MAX Pe 10
Price	Price	Price	Price	Price	Price	Price
Lt: 7ft 11in CL-Lt: 1780mm Grip-Lt: 769mm End-Lt: 504mm Wt: 369g Tip: 2.7mm / Butt: 16.1mm Sec: 2pcs / Grip-Joint SIC Ocean guide(Fuji) Anglers Weight: 50kg~(Recommended)	Lt: 8ft 3in CL-Lt: 1815mm Grip-Lt: 794mm End-Lt: 504mm Wt: 365g Tip: 2.4mm / Butt: 14.9mm Sec: 2pcs / Grip-Joint SIC Ocean guide(Fuji) Anglers Weight: 55kg~(Recommended)	Lt: 7ft 9in CL-Lt: 1740mm Grip-Lt: 769mm End-Lt: 504mm Wt: 362g Tip: 2.5mm / Butt: 14.9mm Sec: 2pcs / Grip-Joint SIC Ocean guide(Fuji) Anglers Weight: 55kg~(Recommended)	Lt: 8ft 3in CL-Lt: 1835mm Grip-Lt: 779mm End-Lt: 504mm Wt: 362g Tip: 2.4mm / Butt: 15.6mm Sec: 2pcs / Grip-Joint SIC Ocean guide(Fuji) Anglers Weight: 60kg~(Recommended)	Lt: 8ft CL-Lt: 1740mm Grip-Lt: 794mm End-Lt: 504mm Wt: 383g Tip: 2.5mm / Butt: 15.8mm Sec: 2pcs / Grip-Joint SIC Ocean guide(Fuji) Anglers Weight: 60kg~(Recommended)	Lt: 8ft 2in CL-Lt: 1785mm Grip-Lt: 794mm End-Lt: 504mm Wt: 397g Tip: 2.6mm / Butt: 16.3mm Sec: 2pcs / Grip-Joint SIC Ocean guide(Fuji) Anglers Weight: 65kg~(Recommended)	Lt: 7ft 10in CL-Lt: 1740mm Grip-Lt: 779mm End-Lt: 504mm Wt: 367g Tip: 2.4mm / Butt: 16mm Sec: 2pcs / Grip-Joint SIC Ocean guide(Fuji) Anglers Weight: 65kg~(Recommended)

OceanRidge

GT game series

This unified OceanRidge series comprise of GT rods packed with Ripple Fisher's pride and joy. The lineup which have been designed with the ultimate manual settings are dedicated for the experienced anglers around the world. Although these rods are not for the fainthearted, we are positive that the rods will become a part of you for those skilled enough to recognize their strengths and style of fishing. All six models in the OceanRidge series are especially designed to target large GTs which inhabit the waters in various parts of the world. We have not classified the rods depending on power, but have carefully selected and developed the lineup depending on the unique characteristics of the rods. All blanks in the series have been built with the use of the NANOALLOY® technology™ developed by Toray industries, Inc. and have gone through countless hours of testing in the field. We are proud to present the series for those anglers who seek to master the GT game further and for those who are willing to challenge the limits.

OceanRidge Reversal GT 80 Nano

This is a model where anglers will be able to experience and feel for the distinct difference in the Nano blank. It is lighter, stronger and more sensitive while having an astounding ability to cast long distances. Anglers will be able to utilize pencil type lures and small/medium mouthed poppers to land those massive GTs. The blank has a smooth bend curve with increasing torque as more load is applied on the rod. It is an ideal rod for those who have never experienced our OceanRidge series or those lighter weighing anglers (approx. 60kg) who have the skill to smoothly transfer their body weight on the rod during the fight.

OceanRidge LC GT 82 Nano

For those who want to cast farther than any other angler on the boat. This is an ideal rod for use when long casting is required or casting against head winds. It is suited for use with poppers and diving pencil type lures. The Nano material has not only increased its controllability but anglers will also be able to sense the slightest changes in current movement through the blank, line and lure while efficiently and effectively surface the GT. Although it is a long casting model, you will be pleasantly surprised with its lightness and controllability.

OceanRidge Flex GT 77 Nano

This model was developed with the countless requests from international anglers who fish from smaller charter boats. With its short length and hard tip section, anglers will be able to enjoy maneuvering the large mouthed poppers to induce that bite. It goes without saying that the short length rod is also useful when fishing from the central section or stern of the small to medium size boats with the use of various types of lures including poppers/diving poppers, medium to large size pencil poppers and other diving pencils which require a more manual reeling type action. This short length also helps to cast out large lures with the repulsive force of the blank while holding up to massive loads during the fight. To give you an idea of the rod power, it is classed between the Reversal 80 and the Powerfight 711.

OceanRidge PF GT 711 Nano

Although this stiff and super sensitive rod may be limited for use by experts, its true potential will be exhibited once anglers with vast knowledge and skills take hold of it. The Nano blank developed by Toray Industries. Co has sharpened the blanks capabilities allowing anglers to decipher the subtle changes in current and control the lure at the anglers will. The PowerFight 711 has remarkable lifting power and will surface GTs exceeding 50kg simply by loading up the rod and using its repulsive force.

OceanRidge FINAL SPIRIT GT 79 Nano

As you can imagine from the naming of the FINAL SPIRIT series, the two models stand out from the rest of the GT lineup as it possesses outstanding power. While it maintains the controllability of the lures, lightness for handling and sensitivity, the lifting power is vicious. The FINAL SPIRIT GT79 has the stiffest tip section of all our GT rods allowing for easy use and control of large mouthed poppers and more manual maneuvering of diving pencil/popper type lures. With skill and knowledge of various lure maneuvering techniques, anglers will be able to utilize various types of lures depending on the field conditions. The bend curve is smooth with an extremely efficient lifting power.

OceanRidge FINAL SPIRIT GT 80 Nano

This is the most powerful model in Ripple Fisher's lineup. The somewhat lightish tip section will allow anglers to utilize pencil type lures to various shapes of poppers with a more manual feeling. The Nano blank characteristics will be exhibited to the fullest with more body weight of the angler applied to the rod, creating a violently strong lifting capacity. For average size and strength anglers to be able to maximize the rods potential strength, we recommend you practice lifting with the rod on a daily basis to get an in-depth understanding of the rods bend and "sweet spot" with a still weight of 10kg (at a 45 degree angle).


3pcs Pack-Rod for GT

OceanVoyager GTXpedition

GT game series

OceanVoyager GTXpedition 803M

The OceanVoyager GTXpedition designed as a 3 piece rod for easy traveling for exotic fishing expeditions. The new blank is more versatile allowing anglers to utilize various types of lures. The power class has been reduced to an M class from MH for easier handling by average built anglers and to enjoy targeting a more diversified array of species. It is a versatile rod which allows anglers to utilize various types of lures while possessing enough power to surface massive fish. We focused our attention on the development of its smooth bending transition during the cast, control and fighting of the fish. We are proud to announce that this 3 piece structure blank favorably compares with the other GT rods in our lineup.



Rod Detail

Reel seal/ DPS20(Fuji)-Up lock Grip end / BRC

NANOALLOY® technology of TORAY is loaded



®NANOALLOY® is a registered trademark of TORAY

OceanRidge	OceanRidge	OceanRidge	OceanRidge	OceanRidge	OceanRidge	OceanVoyager GTXpedition
Reversal GT 80 Nano	LC GT 82 Nano	Flex GT 77 Nano	PF GT 711 Nano	FINAL SPIRIT GT 79 Nano	FINAL SPIRIT GT 80 Nano	GTX 803M
Lure MAX 170g	Lure MAX 190g	Lure MAX 200g	Lure MAX 210g	Lure MAX 220g	Lure MAX 270g	Lure MAX 160g
Line MAX Pe 8	Line MAX Pe 8	Line MAX Pe 8	Line MAX Pe 10	Line MAX Pe 10	Line MAX Pe 12	Line MAX Pe 6
Price	Price	Price	Price	Price	Price	Price
Lt: 8ft CL-Lt: 1737mm Grip-Lt: 814mm End-Lt: 504mm Wt: 373g	Lt: 8ft 2in CL-Lt: 1796mm Grip-Lt: 814mm End-Lt: 504mm Wt: 378g	Lt: 7ft 7in CL-Lt: 1630mm Grip-Lt: 804mm End-Lt: 504mm Wt: 376g	Lt: 7ft 11in CL-Lt: 1682mm Grip-Lt: 814mm End-Lt: 504mm Wt: 375g	Lt: 7ft 9in CL-Lt: 1685mm Grip-Lt: 789mm End-Lt: 504mm Wt: 384g	Lt: 8ft CL-Lt: 1736mm Grip-Lt: 814mm End-Lt: 504mm Wt: 383g	Lt: 8ft CL-Lt: 1722mm Grip-Lt: 854mm End-Lt: 504mm Wt: 383g
Tip:3.6mm / Butt:16mm Sec: 2pcs / Grip-Joint S/C Ocean guide(Fuji)	Tip:3.5mm / Butt:16.9mm Sec: 2pcs / Grip-Joint S/C Ocean guide(Fuji)	Tip:3.8mm / Butt:16mm Sec: 2pcs / Grip-Joint S/C Ocean guide(Fuji)	Tip:3.6mm / Butt:16mm Sec: 2pcs / Grip-Joint S/C Ocean guide(Fuji)	Tip:3mm / Butt:15.9mm Sec: 2pcs / Grip-Joint S/C Ocean guide(Fuji)	Tip:3.7mm / Butt:16.5mm Sec: 2pcs / Grip-Joint S/C Ocean guide(Fuji)	Tip:3.3mm / Butt:14.2mm Sec: 3pcs / Spigot Ferrule+Grip-Joint S/C Ocean guide(Fuji)
Anglers Weight: 65kg~(Recommended)	Anglers Weight: 70kg~(Recommended)	Anglers Weight: 65kg~(Recommended)	Anglers Weight: 70kg~(Recommended)	Anglers Weight: 70kg~(Recommended)	Anglers Weight: 70kg~(Recommended)	Anglers Weight: 60kg~(Recommended)

OceanArrow SELFISH

Jigging game series

The blank on this rod is very strong but it doesn't feel stiff. At a certain bend, the flexing force of the rod will 'kick up' the jig. It is also a very sensitive rod transmitting the movement of the current, action from the jig and response from the fish throughout the blank. The rear grip has been extended to cater for various styles of jerking.

Words alone cannot describe the all qualities of this rod. Right from the hookup to landing the fish, the rod bends nicely with lots of lifting power and feels at home in your hands. Ripple Fisher proudly present the "SELFISH" series.

Most remarkable characteristics of SELFISH series is operability with sharpness and lifting power hidden in fine and light stick.

We present you 4 type of standard model, 2 type of shallow model for horizontal jigging and 3 type of specialized model for large kingfish or great amberjack.



OceanArrow SELFISH 622S Nano

This is employed versatility to adjust variety of situation, way of jerk and type of jigs. It transmits many signals and vital information when you jerk on 40~50m vertically or on 30~40m horizontally. You do not have to worry if fish on such as around 7kg of yellowtail kind or around 3kg of amberjack and kingfish.

OceanArrow SELFISH 613S Nano

If you wish to jerk and manipulate heavier jigs with as comfortable feeling as when you use 622S, 613S is going to be the one. It transmits slightest changes of current and you will give the action to jig as soon as you want to. We believe that you will be able to find your own tactics and strategies with this SELFISH 613S.

OceanArrow SELFISH 614S Nano

This 614S Nano have been sharpened 622S and 613S to give more not only power and stiffness but also sensitivity and operability. Whole blank bend very well to absorb the impact of blue runner while applying enough pressure on fish. You will be able to keep big yellow tail over 10kg, amberjack or kingfish around 7~8kg under control with 614S Nano.

OceanArrow SELFISH 615S Nano

Although you will handle this 615S Nano as same feeling as 622S and 613S, it will cover from shallow to 100m depth of water. Of course it is employed enough power to keep unexpected big target under control. When you fish shallower than 40m depth, you will be required manual control and maneuvering of the jig because of its stiffness.

OceanArrow SELFISH 654S Nano

The two most important factors we sought after in this blank were the outstanding butt power and a sensitive while flexible tip section for that extended feeling of manual operation towards the lure. Through countless trial and error processes, we finally set the length as a 6ft 5inch one piece model. In contrast to the base models of the SELFISH 622 and 615s where anglers could enjoy the maneuvering of the jig, this rod is able to eliminate the unwanted movement of the jig, allowing for a more natural movement. With the use of the Nano material, it has improved the sensitivity and lift speed while maintaining a tenacious bend.

OceanArrow SELFISH 655S Nano

655S which got more power than 654S have been given faster lifting speed while maintaining a tenacious bend. If you are going to aim kingfish or great amberjack over 10kg, this 655S Nano is recommended. This have been designed for horizontal jerking so the action of the jig will be more toned down and is ideal for anglers to maintain the line tension while maneuvering the jig horizontally. Of course you can jerk jig vertically when you try not to move jig too much. The potential of 655S Nano will be derive depend how you fish with it.

OceanArrow SELFISH 597S Nano / Vertical Model

This 597S Nano designed for vertical jigging to aim large size Kingfish and Amberjacks. You will be able to jerk with high pitch in short stroke or jerk in long stroke with sharpness feeling. Yet you will feel kind of stiffness when you jerk, it will bend nicely and absorb the huge impact of great amberjack.

OceanArrow SELFISH 5710S Nano / Vertical Model

This is specialized model for jigging vertically in 100~150m depth of the sea. 5710S will let you manipulate various type of jig such as long one or spiral short one. Of course bend well when fish is on as same as 597S. If you use it deeper than 130m depth of water, it will be recommended to fish where the current runs slowly.

OceanArrow SELFISH 607S / Dotera Model

This 607S designed for the horizontal jigging in deeper than 70m to aim kingfish. It will reduce physical burden of angles while giving you comfortable manipulation feelings and you will not lose initiative on fighting. We believe that you will be impressed that you can give the action to metal jig when you jerk horizontally without any stress. We are sure that you will be re-recognized pleasure of jigging with this 607S.



SELFISH	SELFISH	SELFISH	SELFISH	SELFISH Shallow Model	SELFISH Shallow Model	SELFISH Specialized Model	SELFISH Specialized Model	SELFISH Specialized Model
622S Nano	613S Nano	614S Nano	615S Nano	654S Nano	655S Nano	597S Nano / Vertical	5710S Nano / Vertical	607S / Dotera
Lure/Comfort Wt 80~110g	Lure/Comfort Wt 100~140g	Lure/Comfort Wt 130~170g	Lure/Comfort Wt 160~220g	Lure/Comfort Wt 70~160g	Lure/Comfort Wt 100~180g	Lure/Comfort Wt 180~240g	Lure/Comfort Wt 250~350g	Lure/Comfort Wt 150~220g
Line Pe 2 Class	Line Pe 2.5 Class	Line Pe 3 Class	Line Pe 4 Class	Line Pe 3 Class	Line Pe 4 Class	Line Pe 5 Class	Line Pe 6 Class	Line 50 lb Class
Price	Price	Price	Price	Price	Price	Price	Price	Price
Lt: 6ft 2in CL-Lt: 1893mm Glip-Lt: 584mm End-Lt: 479mm Wt: 160g Tip: 1.9mm / Butt: 7.6mm Sec: 1pc SIC Titanium frame K Guide	Lt: 6ft 1in CL-Lt: 1860mm Glip-Lt: 584mm End-Lt: 479mm Wt: 170g Tip: 2.1mm / Butt: 8.3mm Sec: 1pc SIC Titanium frame K Guide	Lt: 6ft 1in CL-Lt: 1860mm Glip-Lt: 604mm End-Lt: 479mm Wt: 180g Tip: 2.2mm / Butt: 8.7mm Sec: 1pc SIC Titanium frame K Guide	Lt: 6ft 1in CL-Lt: 1860mm Glip-Lt: 604mm End-Lt: 479mm Wt: 195g Tip: 2.2mm / Butt: 9.2mm Sec: 1pc SIC Titanium frame K Guide	Lt: 6ft 5in CL-Lt: 1965mm Glip-Lt: 604mm End-Lt: 479mm Wt: 180g Tip: 2.2mm / Butt: 9.1mm Sec: 1pc SIC Titanium frame K Guide	Lt: 6ft 5in CL-Lt: 1965mm Glip-Lt: 604mm End-Lt: 479mm Wt: 200g Tip: 2.2mm / Butt: 9.8mm Sec: 1pc SIC Titanium frame K Guide	Lt: 5ft 7in CL-Lt: 1756mm Glip-Lt: 699mm End-Lt: 494mm Wt: 250g Tip: 2.8mm / Butt: 9.1mm Sec: 1pc SIC Titanium frame K Guide	Lt: 5ft 11in CL-Lt: 1708mm Glip-Lt: 719mm End-Lt: 494mm Wt: 280g Tip: 3.1mm / Butt: 9mm Sec: 1pc SIC Titanium frame K Guide +SIC Ocean guide	Lt: 6ft CL-Lt: 1835mm Glip-Lt: 684mm End-Lt: 489mm Wt: 232g Tip: 2.2mm / Butt: 10.6mm Sec: 1pc SIC Titanium frame K Guide

Rod Detail

Reel seat / 597S · 5710S-DPS20 Rest of All DPS18(Fuji)-All up lock
Grip end / 597S · 5710S-BRC Rest of All EVA

NANOALLOY® technology of TORAY is loaded



®NANOALLOY® is a registered trademark of TORAY



OceanArrow⁵

Jigging game series

The "5" series are the long sellers of Ripple Fisher's jigging rods. They are models which aim to take advantage when fighting massive fish. The 5210 and 5015 are bait-reel models to especially target supersize fish in exotic locations such as Tokara and Ogasawara. The short length design helps anglers manually maneuver the jig in the deep waters while the torqueful blank will easily take the brunt from supersize Dogtooth Tuna in the deep.


OceanArrow 5210 / Over Head Model
This is the overhead model, designed for vertical jigging in the slow currents. While it is not the mainstream of jigging we designed this rod as a personal desire to fight the huge Kingfish or massive Dogtooth Tuna. This rod is a little more flexible than the Ocean Arrow 5015 and good for areas where the current is slow with average depths.

OceanArrow 5015 / Over Head Model
To go head to head with huge fishes in depths of 120m - 200m, we designed this bait casting jigging model for easy usage on the jigs as well as an easy fight once a hookup is achieved. We have successfully designed this specialized blank and currently testing out a 5ft 2in/PE6 model.

OceanArrow Snapper

TaiRubber & Inchiku game series

The OceanArrow Snapper series for light jigging, TaiRubber and the Inchiku game. Although the rods themselves are flexible, they possess a core strength for anglers to overcome their targets while having the sensitivity to sense the slightest changes in current or bites. Our goal was to improve the response of the blanks true potential. These rods are packed with the elements for anglers to enjoy the sensitive and subtle currents when fishing for snapper and rockfish.



OceanArrow 67UL Snapper
The OceanArrow 67UL Snapper has been modified from its original 69UL irregular two piece design to a one piece rod by maintaining its original flexible and resilient nature, while increasing the power in the butt section. By doing so, we were able to maintain its unique characteristics of the whole rod taking on the brunt of the large snappers yet improving the lifting power. The concept for our renewal was to design a true TaiRubber rod with the lifting power and sensitivity that disregards depth or strength of current. This 67UL is a representation of the unique characteristics of Ripple Fisher's rods with its delicate sensitivity while possessing the butt power able to control the overwhelming strength of the fish.

OceanArrow 65L Snapper
The 65L is a model which is able to conduct a smooth retrieval under heavy pressure against the TaiRubber in deep waters and strong currents. The highly sensitive blank will transmit the slightest changes in current pressure and chases from your target through the blank, giving anglers another element to consider when fishing. The blank itself possesses an ideal stiffness and flexibility to efficiently and effectively hookup the fish. To put it into perspective, if the 67UL is a rod with a sensitive tip with a powerful butt section, this 65L is a rod which exhibits its power and sensitivity through the smooth bend of the whole rod. Although the 65L is mainly developed for TaiRubber fishing, it is also equipped with the ideal settings for light jigging and the Inchiku game.

OceanArrow 66ML Snapper
The 66ML has a grip joint structure with an increased butt power compared to the previous two models. It is not only great for your TaiRubber game but an all-rounder rod for the Inchiku game, jigging and even soft plastics game to target the various species you may encounter when fishing from your boat. With its versatility, anglers can make good use of their light line to suit your own style of fishing to target any given species from your boat or even a kayak where you may be limited with the number of rods you can take. We are positive that this rod will be your next best friend for not only local waters but also fishing expeditions where you may have to deal with large snappers, groupers, hair-tail, blue-runners etc.

Rod Detail

Reel Seat / T-DPS22(Fuji)-Down lock
Grip end / BRC



OceanArrow 5210 / Over Head
Lure
JIG MAX 370g
Line
MAX Pe 6
Price

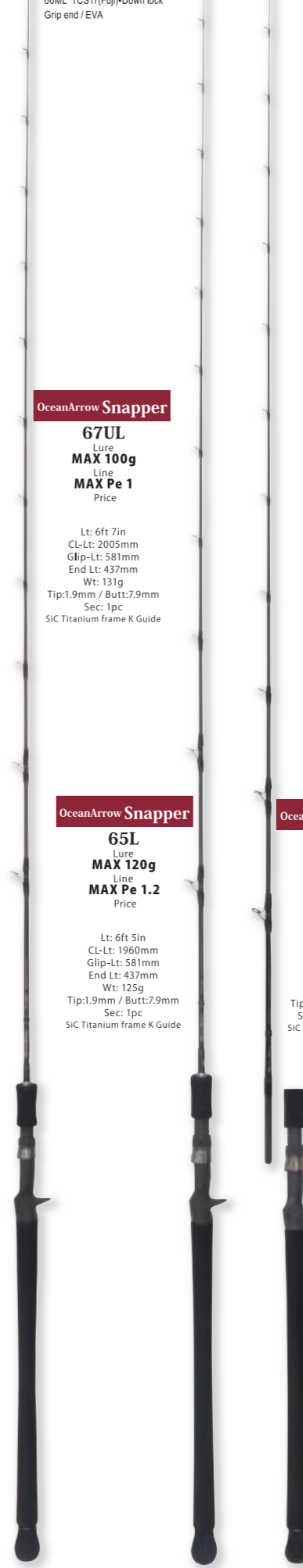
Lt: 5ft 2in
CL-Lt: 1579mm
Grip-Lt: 697mm
End Lt: 430mm
Wt: 295g
Tip:3.1mm / Butt:10.2mm
Sec: 1pc
SIC Ocean guide

OceanArrow 5015 / Over Head
Lure
JIG MAX 400g
Line
MAX Pe 6
Price

Lt: 5ft
CL-Lt: 1535mm
Grip-Lt: 697mm
End Lt: 430mm
Wt: 325g
Tip:3.7mm / Butt:10.2mm
Sec: 1pc
SIC Ocean guide

Rod Detail

Reel Seat/
67UL- 65L TCS16
66ML TCS17(Fuji)-Down lock
Grip end / EVA



OceanArrow Snapper 67UL
Lure
MAX 100g
Line
MAX Pe 1
Price

Lt: 6ft 7in
CL-Lt: 2005mm
Grip-Lt: 581mm
End Lt: 437mm
Wt: 131g
Tip:1.9mm / Butt:7.9mm
Sec: 1pc
SIC Titanium frame K Guide

OceanArrow Snapper 65L
Lure
MAX 120g
Line
MAX Pe 1.2
Price

Lt: 6ft 5in
CL-Lt: 1960mm
Grip-Lt: 581mm
End Lt: 437mm
Wt: 125g
Tip:1.9mm / Butt:7.9mm
Sec: 1pc
SIC Titanium frame K Guide

OceanArrow Snapper 66ML
Lure
MAX 160g
Line
MAX Pe 1.5
Price

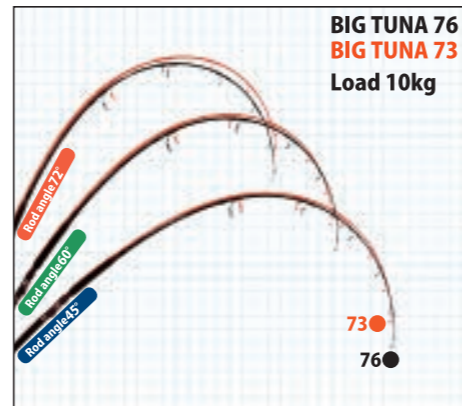
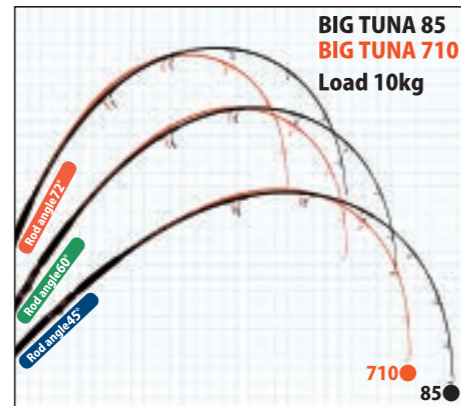
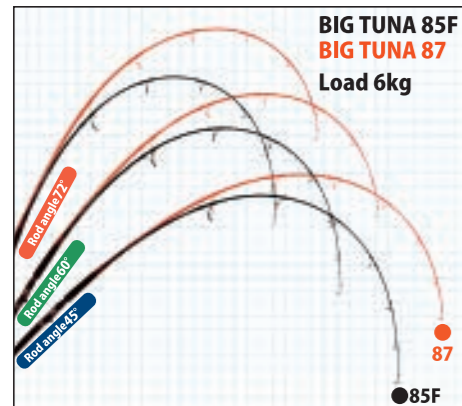
Lt: 6ft 6in
CL-Lt: 1475mm
Grip-Lt: 587mm
End Lt: 435mm
Wt: 146g
Tip:1.5mm / Butt:10mm
Sec: 2pcs / Grip-Joint
SIC Titanium frame K Guide

Ripple Fisher · Suitable spinning reel size	
Model	Suitable reel size
RealCrescent 55	S: 1000~2000 / D: 1000~2000
RealCrescent 65	S: 1000~2000 / D: 1000~2000
RealCrescent 75	S: 2000~2500 / D: 2000~2500
RealCrescent 81	S: 2000~2500 / D: 2000~2500
SilverStream 810 Flows Nano	S: 3000~4000 / D: 2500~3000
SilverStream 96 Flows Nano	S: 3000~4000 / D: 3000
SilverStream 103 Flows Nano	S: 3000~4000 / D: 3000
SilverStream 96 Tradition	S: 3000~4000 / D: 2500~3000
SilverStream 87 RED EYE Nano	S: 4000~5000 / D: 3000~3500
SilverStream 97 RED EYE Nano	S: 4000~5000 / D: 3000~3500
Avarice 103M Nano	S: 4000~5000 / D: 3000~3500
Avarice 106MH Nano	S: 4000~5000 / D: 3000~3500
Avarice 110H Nano	S: 4000~6000 / D: 3000~3500
MonsterImpact 101HH Nano	S: 5000~6000 / D: 3500~4000
MonsterImpact 110HH	S: 5000~6000 / D: 3500~4000
RunnerExceed 102M Nano Plug	S: 5000~6000 / D: 3500~4500
RunnerExceed 104H Plug	S: 8000~14000 / D: 4500~6500
RunnerExceed 911MH Nano	S: 6000~8000 / D: 4000~4500
RunnerExceed 103H-Jig&Plug	S: 8000~14000 / D: 4500~6500
RunnerExceed FS 100SXH	S: 14000~20000 / D: 5500~6500
RunnerExceed 100SHH LTD	S: 14000~18000 / D: 5500~6500
BrownTrust 72	S: 3000 / D: 2500
BIG TUNA 85F	S: 8000~14000 / D: 4500~6500
BIG TUNA 87	S: 14000~20000 / D: 6500~7000
BIG TUNA 85	S: 14000~20000 / D: 6500~7000
BIG TUNA 710	S: 14000~20000 / D: 6500~7000
BIG TUNA 76	S: 18000~30000 / D: 6500~8000
BIG TUNA 73	S: 18000~30000 / D: 6500~8000
Aquila 74M	S: 4000~6000 / D: 3500~4000
Aquila 81M	S: 4000~8000 / D: 3500~4500
Aquila 87MH	S: 8000~14000 / D: 4500~5500
Aquila 74MH Nano	S: 8000~14000 / D: 4500~5500
Aquila 82H	S: 8000~14000 / D: 5000~6500
Aquila 78MH Nano	S: 8000~14000 / D: 5000~5500
Aquila 85H Nano	S: 8000~18000 / D: 5000~6500
Aquila 81H Nano	S: 8000~14000 / D: 5000~5500
Aquila 85H+	S: 14000~18000 / D: 5500~6500
Aquila 711HH+	S: 14000~18000 / D: 5500~6500
Ultimo 711ML	S: 10000~14000 / D: 5000~5500
Ultimo 83ML	S: 10000~14000 / D: 5000~5500
Ultimo 79M Nano	S: 10000~14000 / D: 5000~5500
Ultimo 83M Nano	S: 10000~18000 / D: 5000~6500
Ultimo 80MH Nano	S: 10000~18000 / D: 5500~6500
Ultimo 82H Nano	S: 10000~18000 / D: 5500~6500
Ultimo 710H Nano	S: 10000~18000 / D: 5500~6500
OceanRidge Reversal GT80 Nano	S: 10000~18000 / D: 5000~6500
OceanRidge LC GT82 Nano	S: 10000~18000 / D: 5000~6500
OceanRidge Flex GT77 Nano	S: 10000~18000 / D: 5000~6500
OceanRidge PF GT711 Nano	S: 18000 / D: 6500
OceanRidge FINAL SPIRIT GT79 Nano	S: 18000 / D: 6500
OceanRidge FINAL SPIRIT GT80 Nano	S: 18000 / D: 6500
GTXpedition GTX803M	S: 10000~18000 / D: 5000~6500
SELFISH 622S Nano	S: 4000~5000 / D: 3500
SELFISH 613S Nano	S: 5000~6000 / D: 3500~4000
SELFISH 614S Nano	S: 5000~8000 / D: 3500~4500
SELFISH 615S Nano	S: 6000~8000 / D: 4000~4500
SELFISH 654S Nano	S: 8000 / D: 4500
SELFISH 655S Nano	S: 10000 / D: 5000
SELFISH 597S Nano	S: 8000~10000 / D: 4500~5000
SELFISH 5710S Nano	S: 10000~20000 / D: 5000~6500
SELFISH 607S	S: 8000~10000 / D: 4500~5000

※Suitable reel size and weight that are mentioned on this catalog is based on reel which have been used at proto test. It does not mean that only these reels are useable.

BIG TUNA

Static load on rods set at different angles



Static load comparison of BIG TUNA 85F & BIG TUNA 87 (6kg load)
 These two models are ideal for situations where your targets are feeding on small Sardines and require you to cast small lures. A still weight of 6kg is loaded onto the rods designed for use with PE6. Although both models are suitable for PE6, the lifting power of the 87 is more superior to the 85F, capable of targeting larger fish.


Static load comparison of BIG TUNA 85 & BIG TUNA 710 (10kg load)
 These two models are the core of the series capable of use with various size lures for different bait sizes. The 85 is an extended model of the 710 with a sharper tip section compared to the 710 when casting. Although the long length blank may feel stiffer, the butt section of the 710 is predominantly stronger.

Static load comparison of BIG TUNA 76 and BIG TUNA 73 (10kg load)
 These models will assist anglers for situations where large lures are required due to the targets feeding on large baits such as dolphin fish. At a 45° angle, both the 73 and 76 can be seen to have the same power. However, once the rod is lifted even higher, the 76 will start bending closer to the body, reducing the load on the angler. The 73 has a sharp casting feel while able to fight the fish speedily.

※The load on the body will feel different for each individual bending the rod. The Static load comparison is simply a reference.

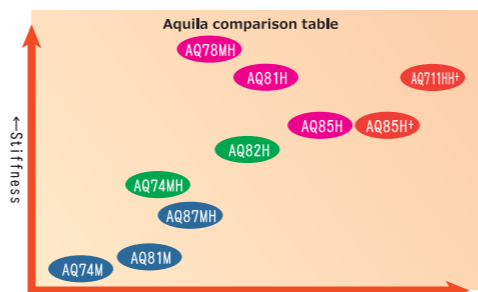
Aquila

Static load comparison of Aquila (3kg load)



The Aquila 85H+ and 711HH+ do not differ too much regarding the power, but have totally different characteristics when controlling the lure. The 711HH+ is most suited in seasons where the targets are feeding on sizable baits and require the angler to utilize large lures. We hope you will take into account the field condition, size of your charter boat, fight style, season and size of lure when choosing your rods.

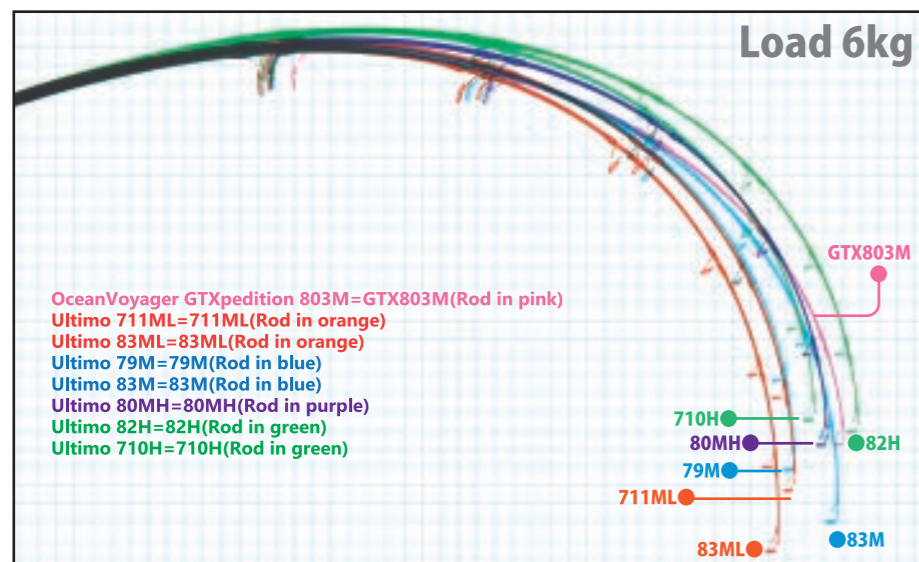
Basic Type		Sensitive Type	
Bonito · Drado · BlueRunner · Tuna		Cast compactly	
74M	81M	74MH	82H
87MH		Under Hand Casting in constraint space / Under & Side Hand Casting on bow and stern	
Monster Type		Extreme Type	
King Fish (over 20kg)		Specialized Model for King Fish and Tuna	
85H+	711HH+	78MH	85H 81H
For Long Casting / For Large Plugs			



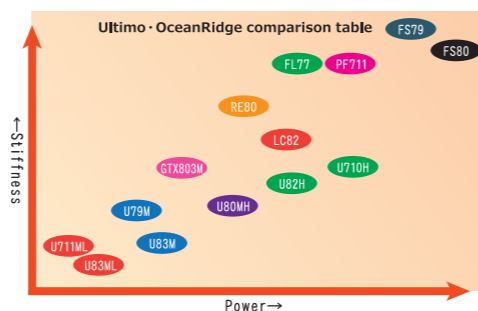
※Although there are models in the Aquila series also available for targeting Tuna, the design of the rods differ drastically compared to the Big Tuna series. Anglers are able to high stick the rod for the Big Tuna series to over 60°. This however is not possible in the Aquila series. Hence they have been separated for the Static load comparison.

Ultimo

Static load comparison of Ultimo (6kg load)

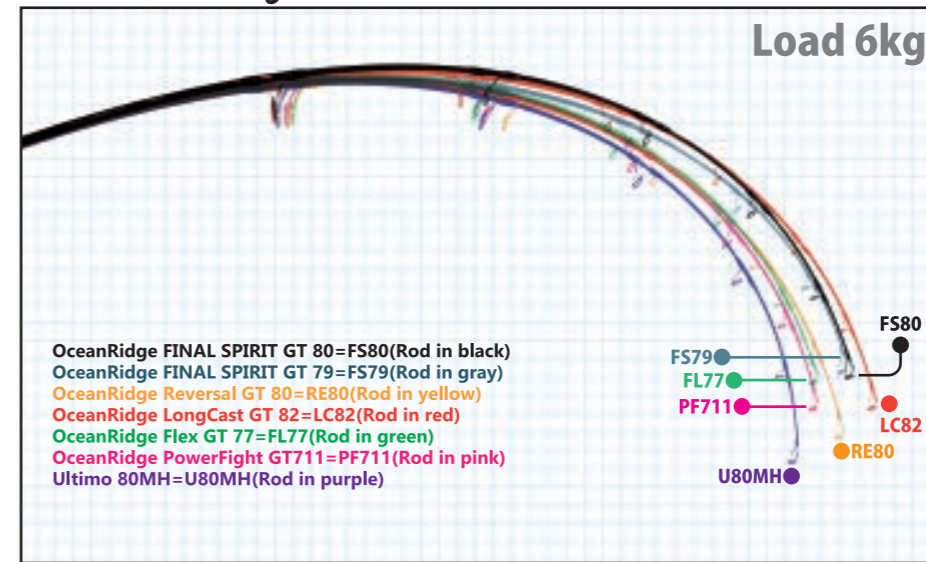


The Ultimo series are designed for use with diving pencil/diving popper type lures and some models are also great for use with Tuna and Kingfish. Although ML class have not employed NANOALLOY® technology, it is bent very smoothly to apply good enough pressure on fish continuously. Rest of models are employed NANOALLOY® technology to achieve strong repulsive force to keep applying good amount of pressure with even small amount of input. Differences of potential of each rod make ML is classified as characteristics while on fighting. Yet ML class have less power to pull fish up to surface than other models, it have enough potential for beginner or even for expert because of its lightness to reduce physical burden of anglers. Some models of Ultimo does not suit to popper with large cup face. So please refer to chart table of lures on page 33 for making sure.



OceanRidge

Static load comparison of Ocean Ridge series (6kg load)



OceanRidge FINAL SPIRIT GT 80=FS80(Rod in black)
 OceanRidge FINAL SPIRIT GT 79=FS79(Rod in gray)
 OceanRidge Reversal GT 80=RE80(Rod in yellow)
 OceanRidge LongCast GT 82=LC82(Rod in red)
 OceanRidge Flex GT 77=FL77(Rod in green)
 OceanRidge PowerFight GT711=PF711(Rod in pink)
 Ultimo 80MH=U80MH(Rod in purple)

The Ocean Ridge series have been designed specifically to target GTs. The stiff tip section has enabled use with various lures depending on the skill of the angler. All models have the power to go head to head with monstrous GTs and are capable to cater for different fighting styles. The most powerful rod in the series are the GT80 and 79 which will require some strength and body weight in the angler to bring forth the rods true potential. Please refer to the "recommended body weight" to give you an idea of which rod may suit you.

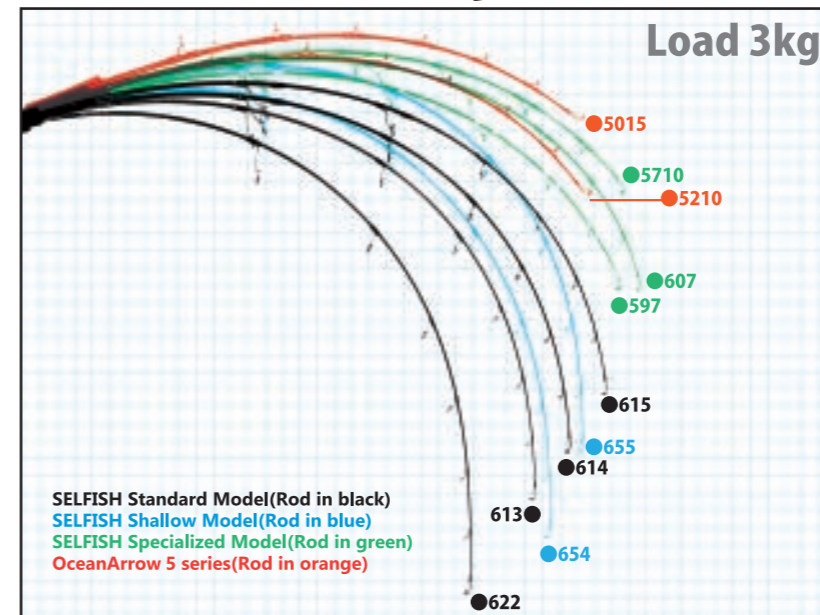
Large Face Cup		Medium Face Cup		Small Face Cup	
OR FSGT79	Ultimo710H	OR FSGT79	Ultimo710H	OR FSGT79	Ultimo710H
OR FSGT80	Ultimo82H	OR FSGT80	Ultimo82H	OR FSGT80	Ultimo82H
OR PF GT711	Ultimo80MH	OR PF GT711	Ultimo80MH	OR PF GT711	Ultimo80MH
OR LC GT82	Ultimo79M	OR LC GT82	Ultimo79M	OR LC GT82	Ultimo79M
OR Flex GT77	GTX803M	OR Flex GT77	GTX803M	OR Flex GT77	GTX803M
		OR R GT80	Ultimo711ML	OR R GT80	Ultimo711ML
			Ultimo83ML		Ultimo83ML

※These are poppers which has been used as reference
 Large Face Cup · HAMMER HEAD / G-cup / J-cup
 Medium Face Cup · HAMMER HEAD / D-cup / E-cup · SHAKURE
 Small Face Cup · HAMMER HEAD / C-cup · DUEL / BIG BLUE BULL POPPER

※Although, all of these models can handle diving poppers or pencil type lures, please pay attention to the tipping strength of the rod when you pull lures as such as poppers with large face cup forcefully. Especially in the appeal which makes the large splash with it, we recommend you to follow the reference on chart above when you choose proper lure. Otherwise, it may result in damage or breakage of tip section of your rod.

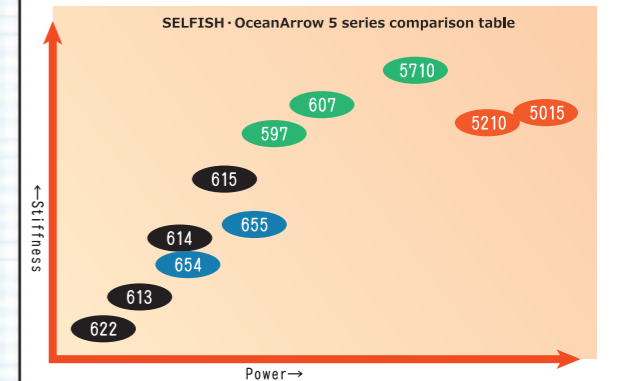
SELFISH OceanArrow 5

Static load comparison of Selfish, Ocean Arrow series (3kg load)



SELFISH Standard Model(Rod in black)
 SELFISH Shallow Model(Rod in blue)
 SELFISH Specialized Model(Rod in green)
 OceanArrow 5 series(Rod in orange)


You can see the comparison between the 5 models in the Ocean Arrow, Selfish series with a static load of 3 kg. The 622S, 613S and 614S are the most standard models in the series with 613S being the most versatile rod, able to jerk jigs around 120g in water less than 100m deep while naturally drifting the boat. The 614S and 615S are designed much stiffer and are more suited for vertical jigging with the boat positioned above the point. The belly section of the 654S and 655S are more flexible most suited for jigging on a diagonal angle in shallow areas. More specifically, the 654S is user-friendlier while the 655S being more suited for areas with extreme water movement and larger size fish. In addition, the Ocean Arrow 5 series are specialized short overhead reel rods designed with the tenacity to target the large species lurking in the deep zone.



Standard Model		Specialize Model	
Higher Versatility		For Limited Situations	
622S	613S	597S	5710S
614S	615S	607S	
Shallow Model for the horizontal jigging		5 Series (Overhead Model) Monster Hunter(around 200m depth)	
654S	655S	5210	5015

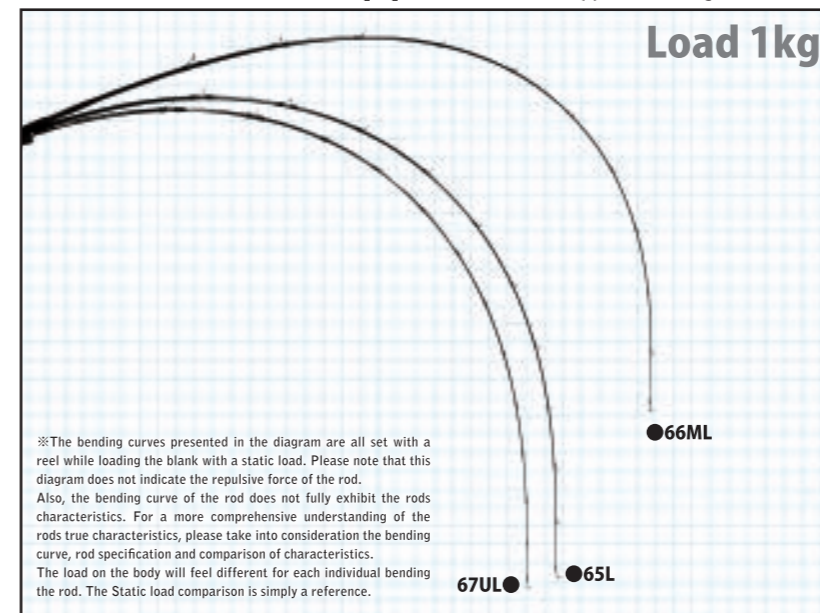
Light Model Snapper	Tairubber	Inchiku · Light Jigging
67UL	65L	66ML

Here are the comparisons of the Ocean Arrow, Snapper series with a static load of 1kg. The power of the butt sections are basically the same for the 67UL and 65L designed for use with the Tai-rubber. However, you will notice the difference when you start retrieving and once the rod is loaded with a fish. The 67UL is flexible at the tip section with a contrastingly strong butt while the 65L will absorb the impact with the whole rod. The 66ML is a totally different rod compared to the 67UL and the 65L designed for use with Inchiku and light jigging with a unique grip joint section. The following comparative diagram will give you an idea of the difference in power, however it is not indicating that the 67UL and 65L are weak. The designs of the blanks themselves differ between those rods that are designed to fight with a thin line than to rods to aggressively stop the fish.



OceanArrow Snapper

Static load comparison of Ocean Arrow Snapper series (1kg load)



※The bending curves presented in the diagram are all set with a reel while loading the blank with a static load. Please note that this diagram does not indicate the repulsive force of the rod. Also, the bending curve of the rod does not fully exhibit the rods characteristics. For a more comprehensive understanding of the rods true characteristics, please take into consideration the bending curve, rod specification and comparison of characteristics. The load on the body will feel different for each individual bending the rod. The Static load comparison is simply a reference.

RippleFisher Color Custom

For new orders of Ripple Fisher rods, we have started to accept custom color orders at an extra cost.

Please download and fill out the necessary information on the "order form" from our homepage and submit to your local dealer when ordering your product. Please refer to the "Custom" page on our website (<http://ripplefisher.com/>) for details and download the "order form".

The custom options are limited to the blank color and the pin-thread color. Please choose the color options below for you custom color.

*Please note that we do not accept custom request to change grip or guide options.

Blanks Color



Thread Color



01. Blank color: The whole blank (1 piece and grip jointed models)



02. Blank color: The whole blank (2 piece and 3 piece models)



03. Blank color: Butt section only (colored in designated area only)



※For customers who order a custom color for the butt section only, it will only be colored in designated sections. Please refer to our homepage for details.

*Custom pin-thread designs will comply with the original product.

If two colors are used in the standard product, a single color will be used for the custom color.

If you order a custom pin-thread color, the whole rod will be customized with the color you ordered.

*Please note that the delivery time for your order will take longer than the standard product.

You will be notified of the general delivery date when you order your product.

After Service & Support

Precautions for use

- Do not cast with tangled line or line trouble in the reel. This may cause the rod to break. Furthermore, if you miss or forget to put the line through a guide, this may result in damage or breakage of your rod.
- If you continue to reel in your rig (lure, popper, jig etc) after it has reached the top guide, this will cause the rod to break.
- Beware of power cables, overhead power lines or phone lines. The material (carbon) will easily pass through electricity causing serious injury or death.
- If you hear or see lightning approaching while in use, pack the rod away or stay away from the rod. Lightning may strike causing serious injury or death.

About joint section of rod

- The joint section of rod of Ripple Fisher has been adjusted with high precision. If ferrule wax have been put on or connect rods without wiping salt water off, might cause of fixation. Please make sure that fouling or moistures are wiped off when you connect.
- If you force the joint section of the rod when joining together, this will cause cracking or splitting of the joints.
- If you use the rod while the joint section is still loose, this may cause breakage.
- If the joint section is stuck together, use a rubber sheet for added grip while twisting away from each other.

Maintenance and storage

- Wash rod with running water to rid of any filth and salt. Then wipe off any excess water.
- If you store your rod without wiping off excess water, this may cause blisters on the blank. Storage in well ventilated area as with no high temperature.
- Please do not leave the rod in your vehicle for long durations in summer. This will cause blisters and warping of the blank.

Contents in this catalog

- Include accurate specifications of rods, written in accordance with the regulations set by the Japanese National Fishing Rod Fair Trade Conference.
- Prices and specifications listed on this catalog maybe altered without warning.
- The colors presented in the pictures may differ from the actual color. Furthermore, some products are prototype rods in the developmental stage and may differ when it reaches the final product.

Requesting repairs

- Please be ware that personally modified rods will not be covered by warranty (even if it is within the warranty period).
- If you are requesting for repair, please send in the whole rod (not just the section of the breakage).

RippleFisher OriginalGoods



Cutting Sticker

• Size 17cm 3 Colors
Blue · Silver · White

Price

• Size 30cm 5 Colors
Blue · Silver · White · Pink · Copper

Price

• Size 60cm 5 Colors
Blue · Silver · White · Pink · Copper

Price


• Size 80cm 2 Colors
White · Blue

Price

※Clothes and caps are also in stock, but we do not always stock. We will inform you on our website from time to time as soon as arrival.

Rod Belt

L 345mm (1set 2pcs) Price
S 220mm (1set 2pcs) Price



Embroidery Emblem

L 40x120mm Price
S 22x80mm Price



Self-inflating Life Jacket

BSJ-LRO1R
Price



※The belt can be removed



Ripple Co.,LTD (Ripple Fisher)

945 Obaru, Yamaga City, Kumamoto Pref.
861-0543 JAPAN

E-mail : info@ripplefisher.com

Website : <http://ripplefisher.com/>

Ripple Fisher Movies

https://www.youtube.com/user/inforipplefisher?feature=results_main



Ripple Fisher facebook

<https://www.facebook.com/Ripple-Fisher-51197240877/?ref=nf>



※Please take note and look out for our news on Limited Edition or Limited production run for certain models and all these can be found in our website or facebook news feed or production news.