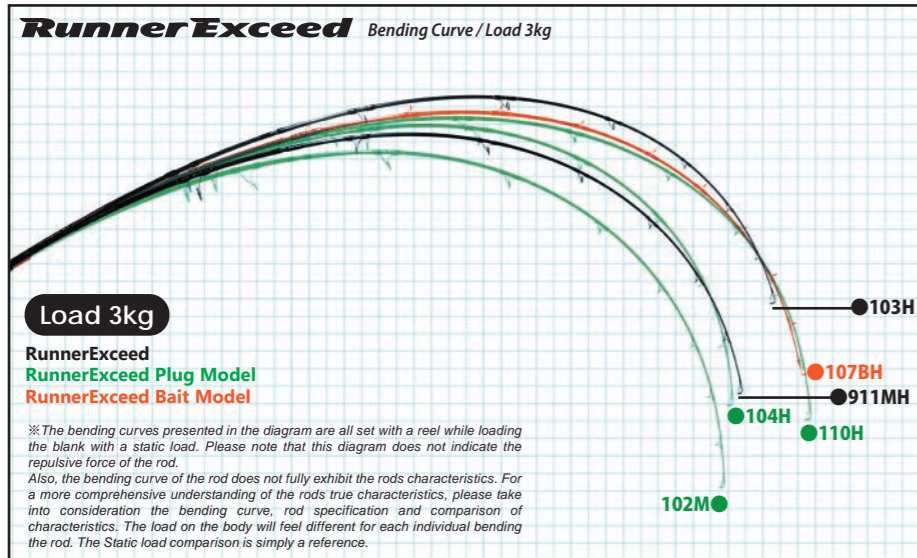


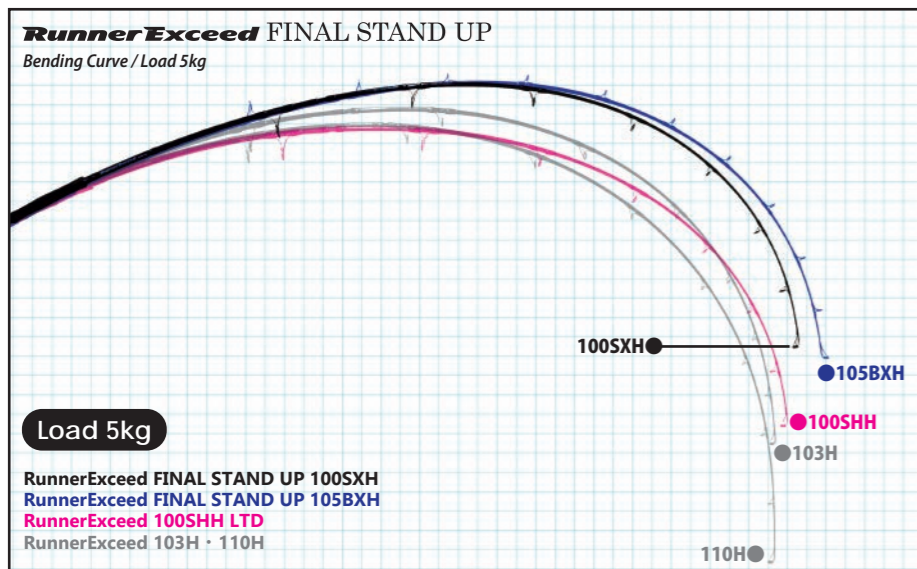
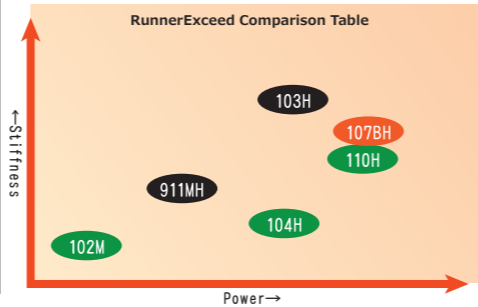


RunnerExceed FINAL STAND UP 100SXH

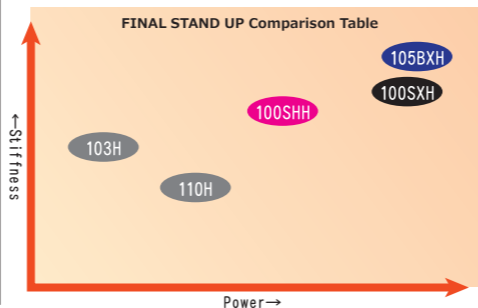


Here is the bending curve of the RunnerExceed series loaded with a static weight of 3kg. 110H is although it is the same H class rod along with the 104H, it is more powerful and anglers will be able to comfortably cast 120g (max 130g) lures whereas the 104H cast weight is 80g (max 120g). If the 104H is a rod to bend and fight the fish, the 110H possesses the power to aggressively surface 15kg class Kingfish, yet having the light feeling similar to the 104H. This 110H can be said to be the new standard of power rods with its outstanding castability, lightness and power fused together.

The 103H is a model with a totally different concept, equipped with a powerful butt section ideal for use with both pencil type and popper type lures.



Presented here are static load of 5kg loaded onto the RunnerExceed Final Standup models. Final Standup are the ultimate land-based models to target the GT and other monstrous species off the rocks and the 105BHH and the 100SHH follow in the footsteps. Please refer to the comparison below to check for power settings. The 103H, 100SXH and 105BXH are equipped with overwhelming power and stiffness while the 104H, 100SHH and 105BHH are composed of the Nano blank that helps anglers endure the thrashing of the fish by loading the rod and utilizing its repulsive force to lift the fish. The 100SHH is especially a highly repulsive model with the unique composition of different types of carbon material. Although it is a powerful model, anglers will easily be able to cast and control their lures while possessing a contradictory sharp feel to its flexible blank.



Shore Casting for Monster

# MonsterImpact

Shore Casting / Blackfin-Seabass / BlueRunner / Red Eye / Seabass

The MonsterImpact series are developed to go after unsized targets and specific situations. We have eliminated any aspect of versatility, but have given it specialized power and taper to assist the anglers who are challenging their limits.

Both the 101HH and 110HH are powered series designed to target Blackfin seabass of the rugged rocks but is not the easiest rod to swing around.

Anglers are usually placed at a disadvantage in rough sea conditions and terrain, but we have given the rods ample strength to not only target monstrous Blackfin but also withstand the brunt of unexpected Blue runners. You will be able to utilize various size seabass minnows and lures but the overwhelming power will not be suitable for anglers who have yet to establish their Blackfin fishing skills. However, once you are experienced and ready, we are positive that this rod will be a great asset to those anglers who have their sights on lunker size fish.

In the 2021 season, we have not only added the 90H spinning model for Seabass and Akame (Japanese Barramundis) utilizing heavy weight big-bait lures, but also the long-awaited power bait model of 91BH. The rods are exceptionally light for its power class and are easily capable of landing meter plus Akame and super-size seabass feeding on large size baitfish.

In addition, we have also produced a 4 piece 113HH model, giving a big advantage for anglers in the initial approach to the rocks or even travelling around the world.

The world for the MonsterImpact series has expanded with the addition of these new power models.



MonsterImpact 91BH

# MONSTERIMPACT / SHORE CASTING FOR MONSTER

## NEW MonsterImpact 91BH / Bait Model

The blank of the 91BH has been shaped for accurate casting and controlling of big bait plugs up to 130g. Although it is a power class model, the sensitive blank will transmit the minor existence of 20g class minnows and will allow easy control. It basically has the same concept as the 90H spinning model but has a greater range of lure usage and allows anglers to utilize thicker and longer leader systems advantageous in bait-tackle settings. The direct controllability of the lures and consistent casting accuracy will surely help you further enjoy your big-bait game.

## NEW MonsterImpact 113HH / 4pcs / Spinning Model

The 113HH is a powerful pack-rod which allows easier access to your fishing grounds to target Blackfin seabass and Blue-runners. The short 90cm separate length can be stowed in your backpack and by freeing both hands of any rods will help anglers safely reach some of the more remote and dangerous land-based fishing grounds. It is a versatile rod able to handle small minnows to medium size diving pencils with a seamless bending curve rarely seen in any 4 piece rod. The rod possesses contradicting qualities of both power in the butt section to stop the run of monstrous fish and flexibility in the belly section to avoid any hook offs. While being highly resilient this regular tapered blank will show its true potential in the most critical time. The MonsterImpact 113HH/4pcs rod comes with its own special rod bag and a useful neoprene rod bag for your fishing trips. The rod also fits nicely onto the RippleFisher waterproof backpack.



The MonsterImpact 113HH/4pcs rod comes with a special rod bag as well as a neoprene rod cover useful when trekking through bushes to get to your fishing grounds. It also fits perfectly on the rod holder of our RippleFisher waterproof backpack.



## MonsterImpact 90H / Spinning Model

This is a specially tuned seabass model to easily cast through with big-baits (70g) and even small minnows from 20g. The butt section has been enhanced to easily stop lunker size seabass and Red-Eye (Japanese barramundi) that are feeding on large bait-fish (Sardines, gizzard shad, and mullets). We aimed to produce a rod where anglers will be able to enjoy casting large plugs a great distance. We present this ultimate spinning rod for the ultimate spinning anglers.

## MonsterImpact 101HH Nano / Spinning Model

Like the 110HH, this rod is also designed to target both the black-fin and blue runners but this 101HH is set more towards the blue-runners. In other words, it is for anglers who are targeting blue-runners and might want to also cast out a few small lures for the black-fin. The short length 10ft 1inch and its short grip has been set for use around flat rock formations, to increase the casting accuracy and balance. Although it is a rod for the black-fin, it can also be used for situations where the bait-fish are extremely small when targeting the blue-runners with smaller lures.

## MonsterImpact 110HH / Spinning Model

This model has been designed with the power to overcome both the blue-runners and the black-fin seabass. It is not simply a harder and stiffer rod, but will bend tenaciously with the sudden run of the Kingfish. It is also ideal for fishing in heavy seas and strong head winds to target the monster class black-fin. Although it is a powerful rod, the tip section has been built with some flexibility for anglers to punch out those smaller lures. The belly to butt section of the rod is a HH class and has the strongest power of the lineup.

## MonsterImpact 110HH HIRA / Bait Model

This is the highly responsive bait-casting Hirasuzuki (Black-fin seabass) model with great casting capabilities. This HIRA bait-casting model is composed with light weight grip and guides to improve its balance, casting accuracy, lure and fish controllability, while being delicate and powerful at the same time. We present the holy grail of fishing rods to the hard-core anglers who strive to pursue the bait-casting style for their Hirasuzuki game.

### Rod Detail

Guide / 110HH·101HH SIC-S Titanium frame K Guide(Fuji)  
 90H SIC-S Titanium frame K Guide + SIC Titanium frame RV Guide(Fuji)  
 Reel seat / 90H DPS18 / 113H·110HH·101HH DPS20  
 91BH·110HH Bait model TCS18  
 Those with NANO notation, NANOALLOY® technology of TORAY is loaded.



**2021 New Model**  
**MonsterImpact 91BH**  
 Bait Model

Lure  
 20~130g  
 Line  
 MAX PE 5  
 Length: 9ft 1in  
 Closed Length: 1428mm  
 Weight: 212g

Price:

**2021 New Model**  
**MonsterImpact 113HH** / 4pcs  
 Spinning Model

Lure  
 MAX 70g  
 Line  
 MAX PE 3  
 Length: 11ft 3in  
 Closed Length: 900mm  
 Weight: 320g

Price:

**MonsterImpact 90H**  
 Spinning Model

Lure  
 18~70g  
 Line  
 MAX PE 3  
 Length: 9ft  
 Closed Length: 1410mm  
 Weight: 193g

Price:

**MonsterImpact 101HH** / Nano  
 Spinning Model

Lure  
 MAX 60g  
 Line  
 MAX PE 3  
 Length: 10ft 1in  
 Closed Length: 1585mm  
 Weight: 270g

Price:

**MonsterImpact 110HH**  
 Spinning Model

Lure  
 MAX 60g  
 Line  
 MAX PE 3  
 Length: 11ft  
 Closed Length: 1735mm  
 Weight: 274g

Price:

**MonsterImpact 110HH**  
 HIRA / Bait Model

Lure  
 MAX 70g  
 Line  
 BEST PE 2.5  
 Length: 11ft  
 Closed Length: 1735mm  
 Weight: 270g

Price:

A=Whole length of grip B=Length from reel foot to end of grip when reel is equipped



Avarice 110M Nano

### Black fin Seabass Game



# Avarice

Shore Casting / Black fin Seabass

The Black-fin seabass game is conducted under harsh environmental conditions with strong head winds, heavy swells, complicated currents and uneven footing. The anglers have little advantage in these unforgiving conditions and the only way to overcome these factors are experience and the ability to analyze and make an efficient/good judgment in a given situation.

We have added the sharpness by employing the Nano blank while fine tuning the standard capabilities as a black-fin seabass rod.

Anglers will cut through the strong head winds and sew through the complicated currents. The highly sensitive blank will allow anglers to notice the subtle changes in current and flow to inform you of bite spots. Each model in the lineup has its own developmental concept. Starting with the controllability and lightness of the 103, the 110M is the standard model focusing on its outstanding rod balance. The 106MH is ideal for more technical and powerful approach while the 110H is for anglers who seek absolute power and sharpness.

Based on the blackfin seabass games foundation to "skillfully handle", we have re-engineered the pattern and with the introduction of new material, Ripplefisher is proud to release the model fused with a sharp and light feeling.



Avarice 110M Nano

## Avarice 110M Nano

blackfin seabass with the most up to date engineering technology at Ripplefisher. It possesses a highly sensitive characteristics required to transmit the short bite of the blankfin seabass, while the flexible blank bends-in to reduce hook-offs due to straightening of fragile hooks. The blank which possess the contradicting characteristics of flexibility and sharpness, allows anglers to sharply cast lures ranging from 10cm to those larger 40g lures. This new standard rod is not only suitable for monster class blackfin seabass, but also 5kg class blue runners and snappers off the rocks.

## Avarice 103M Nano

This 103 length is light, easy to handle and is efficient when fishing from low rock formations or bolder rocks for the black-fin seabass or the normal seabass off the rocks and fishing from the surf for flounders. Although it is short in length, the blank will bend nicely to withhold the fish. This is a new generation of Black-fin seabass rod with the combined properties of long casting, butt power and the newly added element of light/easy handling.

## Avarice 106MH Nano

It possesses a stronger butt section compared to the 103M and with its refined taper design, it maintains the easy handling of the rod while improving its castability. The bigger the fish on the other end of the line, the more power it will exert, constantly applying pressure on the fish to efficiently surface it. You will be able to first handedly experience how the carbon material has evolved from this 10ft 6inch blank packed with castability, loading power and controllability of the fish.

## Avarice 110H Nano

This is an almighty rod with its ideal length and power settings for use anywhere, anytime. It is capable of cutting through strong head winds, while having the ability to cast small lures to pinpoint accuracy and not to mention its overwhelming butt power. The Nano blank characteristics can be noticed in the contradicting nature of its sharpness when casting and its ability to bend nicely once it is loaded.

### Rod Detail

Guide / SIC-S Titanium frame K Guide(Fuji)  
 Reel seat / 103M DPS18(Fuji) 106MH-110H DPS20(Fuji)  
 NANOALLOY® technology of TORAY is loaded.



### Avarice 103M / Nano

Lure  
**MAX 40g**  
 Line  
**MAX PE 1.5**  
 Length: 10ft 3in  
 Closed Length: 1600mm  
 Weight: 198g  
 Price:

### Avarice 110M / Nano

Lure  
**MAX 40g**  
 Line  
**MAX PE 2**  
 Length: 11ft  
 Closed Length: 1726mm  
 Weight: 213g  
 Price:

### Avarice 106MH / Nano

Lure  
**MAX 50g**  
 Line  
**MAX PE 2**  
 Length: 10ft 6in  
 Closed Length: 1640mm  
 Weight: 219g  
 Price:

### Avarice 110H / Nano

Lure  
**MAX 60g**  
 Line  
**MAX PE 2.5**  
 Length: 11ft  
 Closed Length: 1730mm  
 Weight: 253g  
 Price:

A=Whole length of grip B=Length from reel foot to end of grip when reel is equipped




Avarice 110H Nano

The Avarice series are specially designed models for Blackfin seabass fishing but all models have exceptional butt power to go head-to-head with the unexpected Blue-runners or massive snappers that may take an interest in your lure off the rocks. The major difference from the MonsterImpact series is the ability of the Avarice series to appropriately follow through the bite when reeling through strong currents and the ability of the MonsterImpact is to efficiently respond to the anglers maneuvering of larger Blue-runner lures.



Avarice 110M Nano



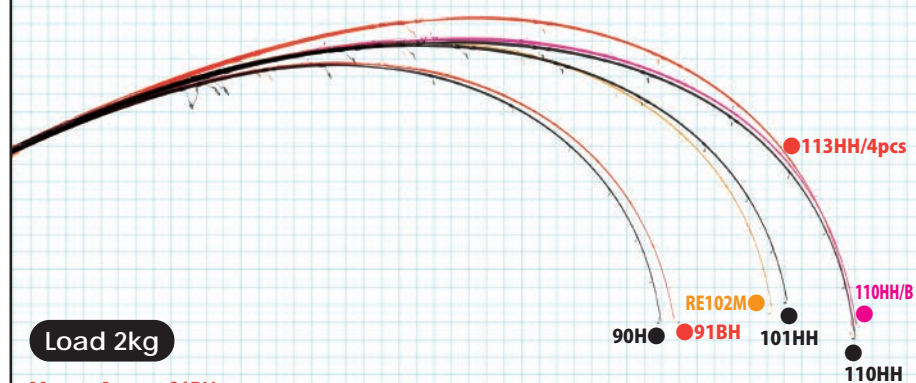
Avarice 103M Nano



MonsterImpact 113HH/4pcs

Avarice 110M

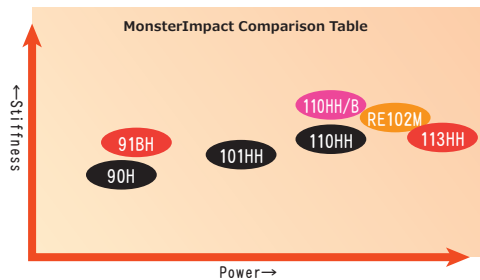
### MonsterImpact Bending Curve / Load 2kg



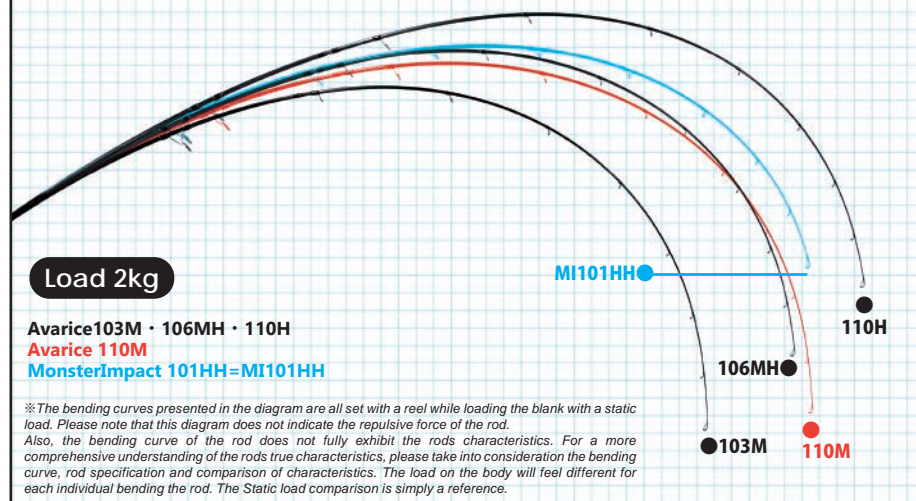
Load 2kg

- MonsterImpact 91BH
- MonsterImpact 113HH/4pcs
- MonsterImpact 90H · 101HH · 110HH
- MonsterImpact 110HH/B
- RunnerExceed 102M

Here is an illustration of the 6 models in the MonsterImpact series with a static weight of 2kg. The two new models in 2021 of 91BH and 90H are designed for big-bait lures for lunker size seabass and Akame but have a light feeling like a seabass class rod. The 4 piece model of the 113HH is the most powerful of the lot with added strength and sharpness for Blackfin seabass and Blue-runners as its main targets. The other 101HH, 110HH and 110HH/B models are also developed to target both Blackfin seabass and Blue-runners. The 110HH and 110HH/B have the sharpest feel while possessing both power and tenacity. The 101HH is a similar power class to the above mentioned rods yet being more tenacious and bendy.



### Avarice Bending Curve / Load 2kg

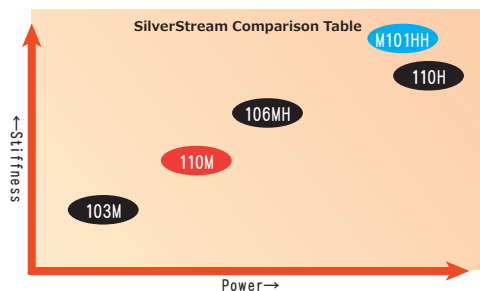


Load 2kg

- Avarice103M · 106MH · 110H
- Avarice 110M
- MonsterImpact 101HH=MI101HH

※The bending curves presented in the diagram are all set with a reel while loading the blank with a static load. Please note that this diagram does not indicate the repulsive force of the rod. Also, the bending curve of the rod does not fully exhibit the rods characteristics. For a more comprehensive understanding of the rods true characteristics, please take into consideration the bending curve, rod specification and comparison of characteristics. The load on the body will feel different for each individual bending the rod. The Static load comparison is simply a reference.

Here are the bending curves of the Avarice series designed for blackfin seabass, loaded with a static weight of 2kg. As a reference, we have also included the MonsterImpact 101HH. The 110M is the long length power up version of the 103M. If you consider the 106MH and the 110H as having sharp casting for pinpoint shooting and being power models, you can say that the 110M is more flexible yet possessing the sharpness. The 103M is the most flexible and bendy of the series ideal for fishing around flat rocks. The 106MH is your standard blackfin model, with an extremely strong butt. The 110H is a model for use in tough field conditions and is easily able to surface blue runners in the 5kg class. When comparing the 110H and the MonsterImpact 101HH, the butt power of the 110H is evidently stronger but the tip section is delicate for use with smaller minnows.




Seabass and more

# SilverStream

Shore Casting / Seabass / Flat Fish / Cherry Salmon / Others

SilverStream has a lineup for various land-based fishing. "Stiletto" is a special model that has sharpened the high sensitivity performance to the limit. "Northern" which targets sea trout and sea salmon. 3 models in the Flows series to decipher the intricate current from its super sensitivity, 2 models in the Red-Eye series for the monstrous seabass and Akame (barramundi) and now the 2 models in the Northern series for use with metal jigs or jig-minnows to target the sea trout or sea salmon consist of our SilverStream lineup. There is no power class in the series, and all have unique characteristics for the different species but there is one thing in common. That is the absolute butt power to deal with the lunker size targets. The SilverStream series are models which will perform to its limits depending on the anglers' needs and usage.



SilverStream 96 Flows



SilverStream 810 Flows



SilverStream 106 Northern

# SILVERSTREAM / SEABASS AND MORE



## SilverStream 81 Stiletto

The SilverStream 81 Stiletto is a super delicate and ultra sensitive specialized model built up with all 40t carbon materials. This ultra sensitive blank will transmit the slight changes in the flow of water and the drag against the lure, allowing for a swift hookup once the angler feels any subtle bites. The rod is ideal for nighttime wading where anglers are blind and require all senses in their body to feel for that change in current. Also when the target species are selective or feeding on small baitfish, this rod will assist anglers at the most critical times. If anglers have a clear goal and method, this rod will be your best weapon. The all 40t carbon blank not only allows anglers to cast out lures up to 28g but also enables the use of lighter (8g) sinking pencils while maintaining the sensitivity and controllability. This ultra sensitivity not only transmits the sharp "bite" type information efficiently but also the softer and more subtle information of "water flow". Our objective was to create a rod, which drastically reduces the time lag between the "bite" to the "hookup". In other words, the Stiletto is a super "high speed" rod that allows anglers to respond quicker through the ultra sensitive characteristics.

## SilverStream 810 Flows Nano

The 810 Flows is the core model of the series with its ideal length for seabass fishing equipped with a strong butt power. It is especially outstanding with its casting swing through and high sensitivity. Anglers will be able to decipher the subtle difference in current movements while maintaining the high response required for an efficient and effective hookup. It may seem a little too stiff when anglers initially take a hold, but once you are out in the field casting, retrieving and fighting the fish, it will bend nicely. With its high tolerance, the butt will still hold extra power even when fighting a monstrous seabass.

## SilverStream 96 Flows Nano

The 96 Flows is designed for use in large river systems, estuaries, surf casting and wading in the flats which require long distance casting of large lures. The balance of the rod is outstanding and anglers will not notice its 96 length. It also possesses a highly sensitive blank to feel for the slight change in currents. The 810 is a type of rod to conquer the current, whereas the 96 is designed more to feel for the changes in current far away. The lightish tip section will allow anglers to not only utilize large lures but also various smaller minnows and vibration type lures. The concept for the Flows 96 is "distance" and "sensitivity".

## SilverStream 103 Flows Nano

The Flows 103 is a model designed for use off the rocks and surf casting which require the power and sharpness to cut through the strong head winds. It allows anglers to easily cast and trace smaller lures which weren't possible with the stronger black-fin models, while also having the power required to swing through with heavier lures. Even with its long length, the blank made up with the new NANOALLOY® technology has enabled the rod to maintain its sharpness. The unique characteristic of the Nano blank also exerts the underlying power once the rod is loaded with a lunker size fish off rough rocks and heavy seas.

## SilverStream 87 RED EYE Nano

The 87 Red-Eye is a power rod we present to anglers targeting the monstrous seabass and the infamous Akame (Japanese red-eye barramundi) inhabiting the Shimanto River. It is not simply an over powered rod, but possesses a flexible tip enabling anglers to cast and control small to large minnows. The blank is tolerant and will lift the fish with its repulsive force while having great casting capabilities of large lures with the least amount of effort. Furthermore, the 87 is designed with a short length grip for easier usage in the wading game.

## SilverStream 97 RED EYE Nano

In contrast to the 87 Red-Eye, we have increased its power, ability to load the rod and castability. Although its concepts are the same as the 87, with the combined attributes of sensitivity and power, this model is most suited for a more extensive field. It's ideal to rip out massive Red-Eyes, but also seabass off the rocks, black-fin seabass nearing the estuaries, and lunker size seabass lurking around the tetrapod's. The response and high sensitivity required to instantaneously pull away the monstrous fish off the structures have been finely honed through the use of Nano material in the blank.



## SilverStream 106 Northern Nano

This model is ideal to cast metal jigs and jig minnows up to 50g in weight from rocky headlands and technical rock formations, which require a quick and tricky cast and retrieve. With its sharp characteristics, anglers will be able to cast accurately while controlling the jig at ease. Having said that, the rod will bend nicely once the rod is loaded and will prevent any loss of fish from the targets lip ripping. Furthermore, it possesses the butt power to aggressively stop the violent fish from diving into the rocks and structures. \*For anglers who prefer to use minnows when fishing in the surf, we recommend the SilverStream 103 Flows Nano or Avarice 103M Nano.

## SilverStream 112 Northern

The 112 Northern is a sharp rod designed for long distance casting and will enable anglers to cast out metal jigs and jig minnows up to 60g from the surf and other major points by utilizing the whole rods repulsive force in strong head and side winds. With its high sensitivity, this rod will become your ultimate weapon when the fish are far and you need to search a vast area. Furthermore, the long rod length will help you avoid any rocks or structures near by and it also possesses the butt power to rip off the monstrous flounders from the seabed. \*For anglers who prefer to use minnows when fishing in the surf, we recommend the SilverStream 103 Flows Nano or Avarice 103M Nano.



### Rod Detail

Guide / Flows · Stiletto Series TZ Titanium frame K Guide(Fuji)  
 Rest of all SiC-S Titanium frame K Guide(Fuji)  
 Reel seat / Stiletto Series DPS17 Northern Series DPS20 Rest of all DPS18(Fuji)  
 Those with NANO notation, NANOALLOY® technology of TORAY is loaded.



SilverStream 81 Stiletto	SilverStream 810 Flows / Nano	SilverStream 96 Flows / Nano	SilverStream 103 Flows / Nano	SilverStream 87 RED EYE / Nano	SilverStream 97 RED EYE / Nano	SilverStream 106 Northern / Nano	SilverStream 112 Northern
Lure 7~28g Line PE 0.6~1.2	Lure MAX 32g Line MAX PE 1.5	Lure MAX 38g Line MAX PE 1.5	Lure MAX 42g Line MAX PE 1.5	Lure MAX 40g Line MAX PE 2	Lure MAX 45g Line MAX PE 2.5	Lure 30~50g Line MAX PE 1.5	Lure 30~60g Line MAX PE 1.5
Length: 8ft 1in Closed Length: 1275mm Weight: 126g	Length: 8ft 10in Closed Length: 1400mm Weight: 160g	Length: 9ft 6in Closed Length: 1490mm Weight: 166g	Length: 10ft 3in Closed Length: 1605mm Weight: 196g	Length: 8ft 7in Closed Length: 1505mm Weight: 158g	Length: 9ft 7in Closed Length: 1640mm Weight: 193g	Length: 10ft 6in Closed Length: 1640mm Weight: 220g	Length: 11ft 2in Closed Length: 1754mm Weight: 255g
Price:	Price:	Price:	Price:	Price:	Price:	Price:	Price:

A=Whole length of grip B=Length from reel foot to end of grip when reel is equipped



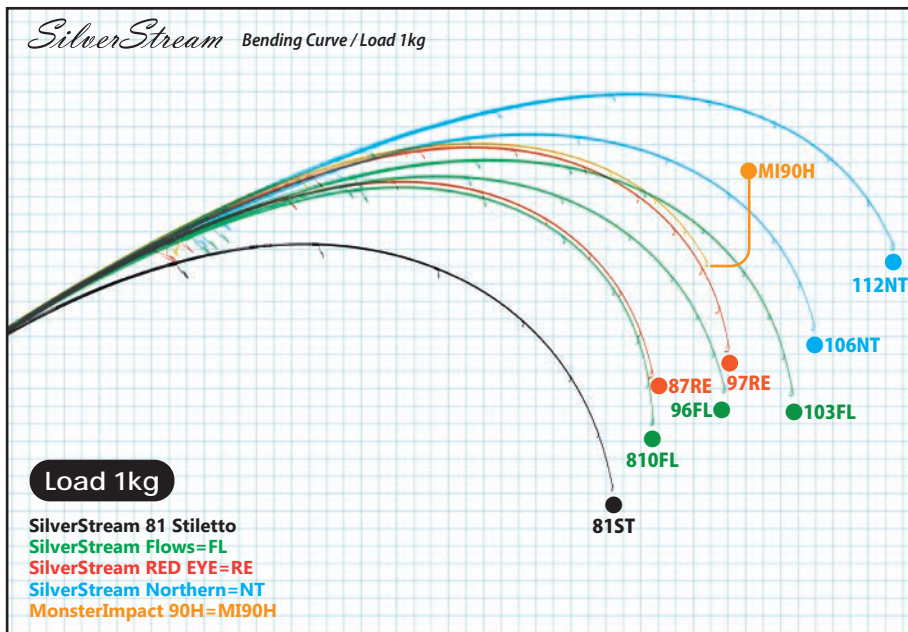
SilverStream 81 Stiletto



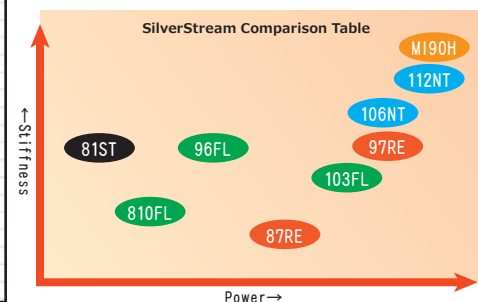
SilverStream 81 Stiletto



SilverStream 103 Flows



Here are bending curves of the SilverStream series loaded with a static weight of 1kg. The 81 Stiletto is a high speed model to hookup the shortest bites through the super sensitive and super resilient characteristics built up with all 40t carbon. The 2 models of the Northern series are stiff rods built to cast heavy weight jigs and jig minnows, yet possessing sufficient flex to hookup the sea trout. The 3 models of the Flows series are all built to target seabass. The 810 is a regular to fast tapered highly sensitive model. The 96 is a stiff model suited for long range casting and the 103 is the long length model also able to target Flounders. The Redeye is a power model, designed to target both the seabass and Akame (Japanese barramundi) with a resilient and bendy characteristics. For your reference, we have also displayed the highly powerful MonsterImpact 90H suited for use with big lures. To cast with the Redeye, you can load the blank with the weight of the lure, whereas for the MI90H, you can cast by increasing your swing speed and utilizing the blanks stiffness/power.



Light Game

# RealCrescent


Shore Casting /Horse-mackerel / Rock Fish / Seabream

The "Real Crescent" series have been finely honed to further enjoy the deep and technical light game fishing.

They are equipped with the controllability and sensitivity to appreciate the technical jig-head games and also possess the power for anglers to enjoy targeting rockfish and bream. With the easy and light usability, anglers will be able to appreciate the sharp and powerful blank it possesses.

The high sensitivity, lightness, its beautiful bend curve and power will respond to each angler's needs for the light game. The new Real Crescent series are the next generation of basic light game rods.

We have carefully selected 4 models in the spinning and 3 models for the bait casting tackle. All models are highly versatile with the potential to target various species in various fields for the light game. We hope you can experience our Real Crescent models to strive for the next stage in light game fishing. (All models equipped with Torzite K guides and NANOALLOY® Technology blank)



RealCrescent RC-55

# REALCRESCENT / LIGHT GAME



## RealCrescent RC-57 / Bait Model

Despite the stiff characteristics of the blank to exhibit the nature of a bait-casting model, it is a finesse model with an outstanding cast-feel. We have designed the rod so anglers can easily load the rod to cast with jig-head rigs weighing less than 1g. It is also ideal for fishing styles that require sensitivity during the retrieval, such as dead slow retrieval of super light lures.

## RealCrescent RC-67 / Bait Model

This is the most basic model for the light game bait casting-tackle fishing. With the fast tapered flexible tip section and stiff belly to butt section, anglers will not only be able to cast and control light jig-head rigs but also utilize various rigs, plugs, and metal jigs stress-free. This next generation light game rod will enable anglers to capitalize on the biggest asset of the bait-casting reel by releasing the clutch while using the lift and fall techniques and drifting techniques.

## RealCrescent RC-77 / Bait Model

This is the middle class bait-casting model to target various species of rockfish, bream and seabass. It is an ideal light game rod to cover various species and fishing styles using "bottom-dragging", "lift and fall" techniques with plugs to induce those reaction bites. The whole rod has been designed to be stiff to the tip, enabling anglers to cast lures up to 15g and rip those monstrous fish off the bottom with its outstanding butt power.



## RealCrescent RC-55 / Spinning Model

This is an ideal model for use with a simple jig-head rig. Overall, it has a sharp feeling to it, but with the use of the NANOALLOY® material, the highly repulsive nature of the blank will bend nicely during the cast. The highly sensitive characteristics of the blank will not only transmit the information on the bite but also the subtle water pressure differences through the blank. Anglers will be able to utilize PE, nylon, fluorocarbon and ester lines.

## RealCrescent RC-65 / Spinning Model

This is the standard model that stands as the core for the spinning model. Anglers will be able to experience a seamless usage through the fast tapered rod with a flexible tip, resilient belly and strong butt section. It is a versatile rod for use in various fields with the use of simple jig-head rigs, plugs, Carolina rigs and even light wind techniques.

## RealCrescent RC-75 / Spinning Model


It possesses the sharpest feel of the blank in the Real Crescent series for use in not only Aji and Mebaru (Rock fish) targets, but also for various species of rockfish, bream and for the light seabass game. The sharp tip section will transmit the vital information on the current while enabling anglers to use Carolina rigs, Texas rigs, plugs and metal jigs with a high response. The strong butt section of the rod can deal with the unexpectedly large rockfish and bream measuring over 50cm.

## RealCrescent RC-81 / Spinning Model

This is a long length model designed mainly for use with Carolina rigs and floating rigs, but is also great with 3~5g jig-heads. Compared to the RC-75, the stiffness of the tip section has been reduced for a lighter feel when in use. With its highly sensitive nature, it is an ideal rod for anglers to search the deeper area at great distances.

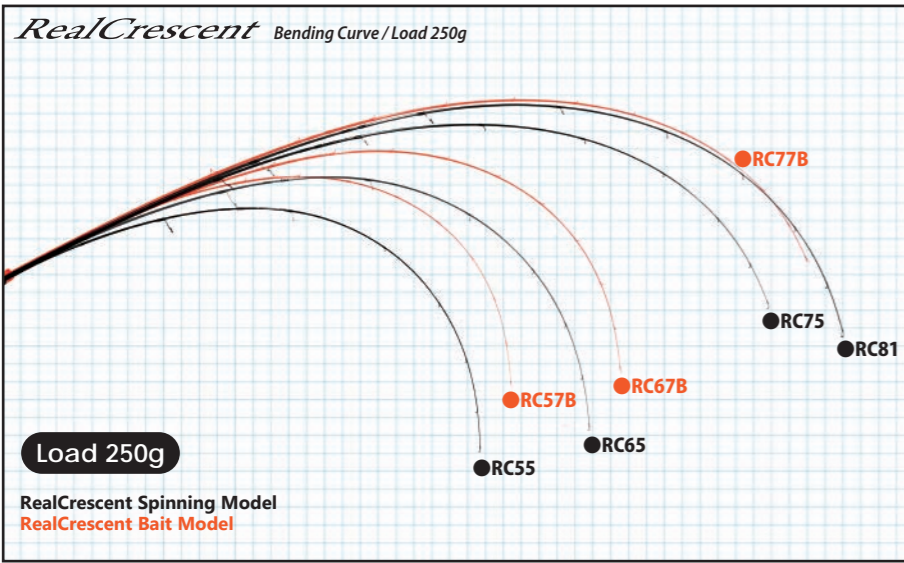
### Rod Detail

Guide / Spinning model TZ Titanium frame K Guide(Fuji)  
 Bait casting model TZ Titanium frame K Guide+TZ Titanium frame RV Guide on bottom guide(Fuji)  
 Reel seat / Spinning model VSS16 Bait casting model PMTS17  
 NANOALLOY® technology of TORAY is loaded.

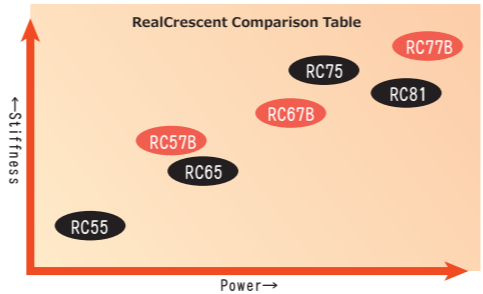


RealCrescent RC-55	RealCrescent RC-65	RealCrescent RC-75	RealCrescent RC-81	RealCrescent RC-57	RealCrescent RC-67	RealCrescent RC-77
Spinning Model	Spinning Model	Spinning Model	Spinning Model	Bait Model	Bait Model	Bait Model
Lure JH 0.2~3g	Lure JH 0.3~6g	Lure Rig 2~14g	Lure 2~17g	Lure 0.5~5g	Lure 0.8~8g	Lure 2~15g
Line PE 0.2~0.4	Line Plug 1.8~4.5g	Line Plug 2.5~11g	Line PE 0.4~0.8	Line PE 0.2~0.5	Line PE 0.3~0.6	Line PE 0.4~0.8
FC·NY ~3lb	PE 0.2~0.4	PE 0.3~0.8	Length: 8ft 1in	Length: 5ft 7in	Length: 6ft 7in	Length: 7ft 7in
Length: 5ft 5in	FC·NY ~3lb	Length: 7ft 5in	Closed Length: 1265mm	Closed Length: 876mm	Closed Length: 1025mm	Closed Length: 1190mm
Closed Length: 853mm	Length: 6ft 5in	Weight: 79g	Weight: 86g	Weight: 69g	Weight: 78g	Weight: 92g
Weight: 54g	Weight: 61g	Price:	Price:	Price:	Price:	Price:

A=Whole length of grip B=Length from reel foot to end of grip when reel is equipped



On the left, you can see a comparative diagram of the bend curve of the Real Crescent series with a static load of 250g. The most basic light game model is the RC-65. The RC-55 is designed for use with a singular body jig-head and the RC-75 is for use with Carolina rigs and metal jigs. The RC-81 seems to be the strongest rod but able to utilize a variety of lures with flexibility of the whole rod. As for the bait-casting models, the RC-57 is designed for use with singular body jig-heads and the RC-67 is ideal for both the jig-head and small lures. The RC-77 is the stiffest model of the series, suited for bottom knocking and dragging techniques to target rockfish and bream game. In the diagram, you may notice that the RC-81 and RC-77 have a similar bending curve and power, however they have a totally different characteristics with the 77 being much stiffer while the 81 being more flexible.



To a world you have never experienced.



Others / Color Custom & Goods



# RippleFisher Color Custom

Ripple Fisher's products can be ordered in custom colors, except for some limited edition products. The custom options are limited to "the blank color", "the thread pin color" and "the thread set color". Please choose the color options below for you custom color.

**\*Please note that we do not accept custom request to change grip or guide options.**

## Blank Color

You can order color customization either whole blanks (from butt to top guide) or butt section only (range of model logo). Please select color from the chart.

If you customize butt section only, rest of blanks will be finished in original color.

The prices will differ from the standard colors (01~08) to the "Maziora" color (09~11).


You can only select one color. We cannot accept requests for gradation, matt finish or changes between two colors. If you choose the 08 (silver color), the logo print will be black.

### Custom Charge

Blank Color Custom		
• 1pc model Full Paint	Color : 01~08	10,000Yen
	Color : 09~11	15,000Yen
*The grip joint model also same price as 1pc model		
• 2pc model Full Paint	Color : 01~08	12,000Yen
	Color : 09~11	18,000Yen
• 3pc model Full Paint	Color : 01~08	13,000Yen
	Color : 09~11	19,000Yen
• Only Butt section Paint	Color : 01~08	6,000Yen
	Color : 09~11	9,000Yen
• Multi Shaft	Color : 01~07	15,000Yen
	Color : 09~11	20,000Yen

\*Silver color orders are not accepted for Multi shaft

Please note that we have been trying to our best but the color of this chart may differ from actual color. It is also depend on type and setting of your monitor if you check it on web site. Thank you very much for your understanding.



- 01. Metal Smoke
- 02. Metal Ice Blue
- 03. Metal Blue
- 05. Metal Pink
- 06. Metal Red
- 07. Metal Orange
- 08. Silver
- 09. MAZIORA ANDROMEDA (Green base)
- 10. MAZIORA PLEADES II (Blue base)
- 11. NEW MAZIORA TRAPEZIUM (Orange base)

\*04. Metal emerald blue is out of print and is a missing number. 11. Maziora Trapezium is a new color.

## Blank Color • About coating range

Blank Color • Full paint (1pc model and Grip joint model)




Blank Color • Full paint (2pcs&3pcs model)



Blank Color • Only Butt section Paint (Please refer to images below about available range)



## Blank Color • Butt parts paint range for each model



\*The color customization of the multi-shaft is only for the painting of the main body, and other part is not available the service.

## Thread Pin-Color


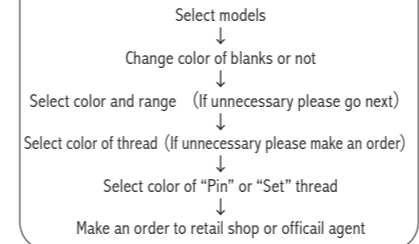
The "thread pin color custom" designs will comply with the original product's position. If two colors are used in the standard product, a single color will be used for the custom color.

If you order a "thread pin color custom", the whole rod will be customized with the color you ordered. The thread color of the multi shaft cannot be changed.

### Custom Charge

Thread Pin color custom  
Color : 01~07 2,000Yen  
Color : 08 (No pin thread) 1,000Yen

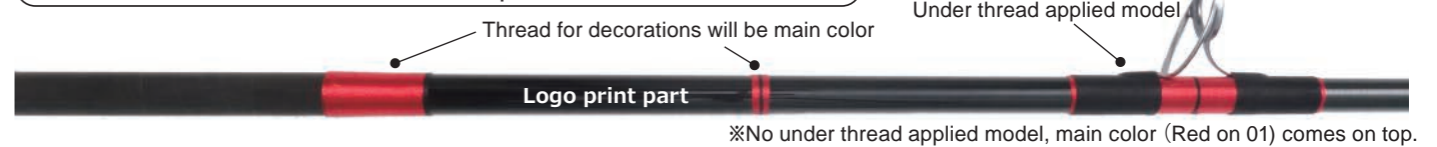
### How to order for color customization



- 01. Silver
- 02. Champagne Gold
- 03. Metallic Red
- 04. Metallic Copper
- 05. Metallic Pink
- 06. Metallic Blue
- 07. Metallic Gray
- 08. Black

## Thread Set Color

Thread/01.Red Set Custom as an example \*Main color • Red/Sub color • Black



For custom thread set colors, you can choose the thread colors (for guides and butt section) from the following set colors. The set colors comprise of the main color and the sub color. We do not accept requests to change around the main color and sub color.

Depending on the model of the rod, the color of the thread presented on top will differ if there is a under thread. Please refer to the sample pictures on the right. (for the heavy game rods, there is a thread underneath the guides. For light to medium game rods, most models do not have this thread underneath the guides.)

We do not accept requests to change or alter the color of the pin thread. The thread color of the multi shaft cannot be changed.

### Custom Charge

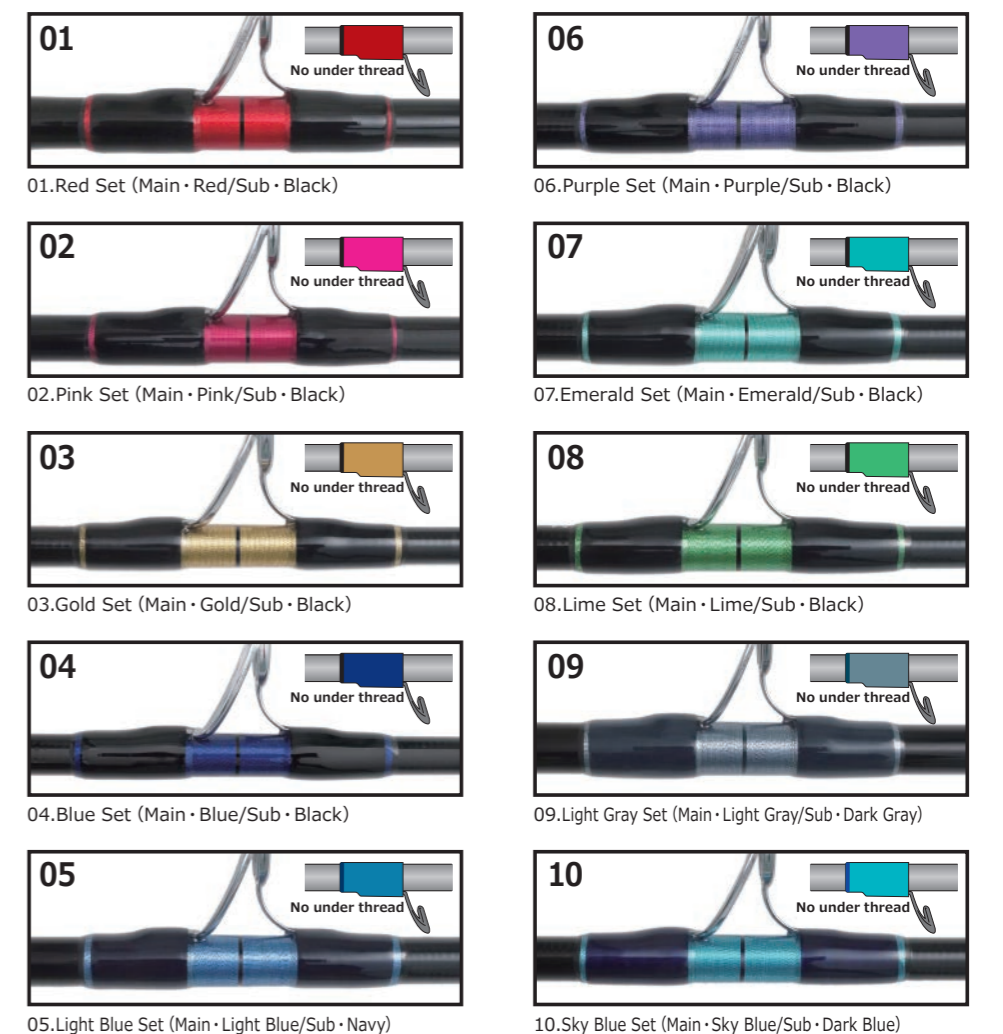
Thread set color custom  
Color : 01~10 5,000Yen

### Delivery date

With regards to your custom order delivery date, it will take roughly 5 - 8 months depending on our production schedule. (As a rule of thumb, we will set an order closing day on the 20th of every month, so it's about 5 - 8 months for delivery date from the order month.)

### Changes and cancellation of custom order

Please note that basically we do not accept changes or cancellations of custom order after a month have passed since we have received order from retail shop or official agent. Thank you very much for your understanding.



**NEW RF Land based Fishing rod bag**



This is an ideal rod bag to store your rods when going on land-based fishing trips. We have given the bag ample strength for hard use on the rocks and handling on the boat when jumping off on to the rocks. It can store 3-4 long big game rods (RunnerExceed Final Standup etc.) Furthermore, it is able to fit the RF multi shaft and other goodies you may want to take on fishing trips.



**NEW RF Shell Jacket (ON-YO-NE)**

The ON-YO-NE Breathtech (3 layer) is a material specially bound together by 3 different layers of material for the outer, moisture permeable waterproof film and the lining. You will be able to comfortably fish in the harsh wet, wind while the moisture permeable material will help release the heat and moisture built up inside the jacket. We have also arranged our jackets to have durable material under the armpits to reduce any wear and tear from fishing with the grip-end under your armpits.

- Water pressure resistance : Over 294kps (30,000mm)
- Moisture permeability : Over 16,000g/m<sup>2</sup> 24H (B-1)
- Color : Navy · Khaki · Orange
- Size : M · L · O (XL) · XO (XXL)



**NEW RF Waterproof Backpack**  
StreamTrailxRippleFisher Collaboration model

Model : Stream Trail / DRY TANK 60L D2  
Size : W39xD34xH62.5cm Capacity : 60L  
Material : Tarpaulin, polyester (bag body) Color : Black



**RF Knot tightener (2pcs/Set)**

This is RippleFishers original Knot tightener to put the final touches for your line system. The small and large size comes as a set and once you open the cap on the large size, you can shove away the small one inside. Both large and small have a rubber line stopper at the end to secure your line. It not only functions as a knot tightener but also comes handy as a line breaker in an event of a snag.

Size : L Size Length 174mm · Diameter 25mm  
S Size Length 147mm · Diameter 21mm

※ If rubber material on main body have been worn out please get in touch with retailer or agents in your region.



Small one can be stored inside of large one.



**RF Self-inflating Life Jacket**

Pouch type B5J-4320R5E  
Color:Black  
Size:Free

Neck over type YB-2520R5  
Color:Black  
Size:Free



**NEW RF Flat visor cap**

Snap back for adjustment is chosen and reverse of visor is standardized in green. 2 of Ripple Fisher original sticker for visor will come with each cap.

Material : Acrylic80% · Wool20%  
Size : Free  
Color : Black · Dark heather · Navy


**RF Original Dry polo shirts**

RippleFisher original polo shirts made of dry fabric. Excellent sweat absorption and fast-drying thanks to material of dry fabric which is 100% polyester. It have also UV protection effect and keep you nice and dry even if you get sweat. We recommend you to layer on under wear.

Size : M · L · LL · 3L  
Color : Navy · White · Black



**RF Rod belt**



**NEW RF Original Heavy weight Long sleeve T-shirt**

It is a long sleeve T-shirt with a strong and rough texture thanks to the Open-end material used. It's a thick 7.1oz material and will wear-in nicely as you use it more.

Material: Cotton 100% Open-end yarn 7.1OZ  
Size : M · L · XL · XXL  
Color: Black / Mixed Gray



Black · Back

Left cuff print

**RF Embroidery Emblem**

Iron ons type  
2 kind of round style.  
2 colors for each size of Square style.

Round 2 types : Diameter 70mm  
Square L Size : Navy · Black (40x120mm)  
Square S Size : Navy · Black (22x80mm)

Material: Cotton 100%  
Semi-combed yarn 5.6OZ  
Size : M · L · LL · 3L  
Color : Khaki · Charcoal · White



Round type - RunnerExceed/KingFish Round type - Final Stand Up/GT

**RF Cutting sticker**

- 17cm 8Colors
- NEW Neon orange
- NEW Neon pink
- White
- Blue
- Pearl White
- Illusion
- Silver
- NEW Gold

- 30cm→ 8Colors
- NEW Neon orange
- NEW Neopink
- Blue
- White
- NEW Gold
- Silver
- Pink
- Copper

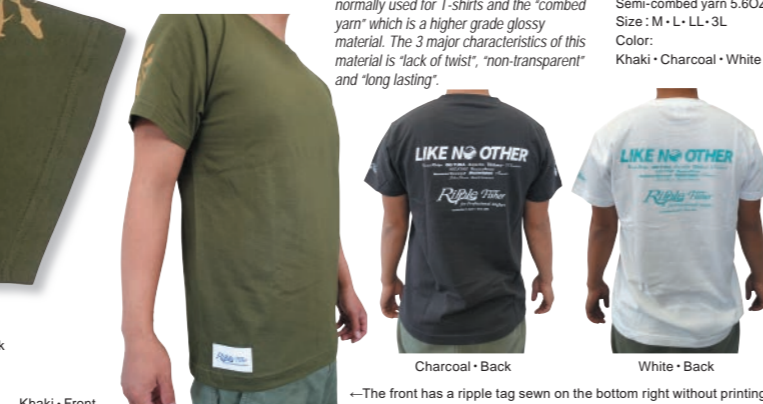
- 60cm 5Colors
- Blue
- White
- Pink
- Copper
- Silver

- 80cm 2Colors
- White · Blue



**NEW RF Original T-shirt 2021**

The new 2021 T-shirts have been made by what is called a "semi-combed yarn" and is the category between the "card yarn" normally used for T-shirts and the "combed yarn" which is a higher grade glossy material. The 3 major characteristics of this material is "lack of twist", "non-transparent" and "long lasting".



Khaki · Back

Charcoal · Back

White · Back

←The front has a ripple tag sewn on the bottom right without printing

**LIKE NO OTHER**

DaanRidge BIG TUNA Aquila Ultimo GTXedition  
SELFISH DaanRidge  
RunnerExceed MonsterImpact Aceize  
SilverShine RealCrescent  
**Ripple Fisher**  
for Professional Anglers  
Handcrafted in Japan / since 1997

